

DEPARTMENT OF THE ARMY TECHNICAL MANUAL

ORGANIZATIONAL, DIRECT SUPPORT, AND GENERAL
SUPPORT MAINTENANCE
REPAIR PARTS AND SPECIAL TOOLS LISTS
(INCLUDING DEPOT MAINTENANCE REPAIR PARTS
AND SPECIAL TOOLS)
FOR
POWER SUPPLY PP-3946/G
(NSN 6130-00-953-7500)

Headquarters, Department of the Army, Washington, D. C.
2 May 1977

Current as of December 1976

REPORTING OF ERRORS

You can improve this manual by recommending improvements using DA Form 2028-2 (Test) located in the back of the manual. Simply tear out the self addressed form, fill out as shown on the sample, fold it where shown, and drop it in the mail.

If there are no blank DA forms 2028-2 (Test) in the back of your manual, use the standard DA Form 2028 (Recommended Changes to Publication and Blank Forms) and forward to the Commander, US Army Electronics Command, ATTN: DRSEL-MA-Q, Fort Monmouth, New Jersey 07702.

In either case a reply will be furnished to you.

Table of Contents

		Page	Illus Figure
SECTION	I. Introduction.....	1	
	II. Repair parts list	5	
Group	00 Power supply PP-3940/G	5	1-3
	01 Outer component board	9	4
	02 Inner component board	11	5
SECTION	III. Special tool list (Not applicable)		
	IV. National stock number and part number index	12	

*This manual supersedes so much of TM 11-6130-247-15, 28 February 1966 including Change 1, 14 December 1966, as pertains to repair parts and special lists.

SECTION I

INTRODUCTION

1.Scope

This manual lists spares and repair parts; special tools; special test, measurement, and diagnostic equipment (TMDE), and other special support equipment required for performance of organizational, direct support, and general support maintenance of the PP-3940/G. It authorizes the requisitioning and issue of spares and repair parts as indicated by the source and maintenance codes.

2. General

This Repair Parts and Special Tools List is divided into the following sections:

a. Section II. Repair Parts List. A list of spares and repair parts authorized for use in the performance of maintenance. The list also includes parts which must be removed for replacement of the authorized parts. Parts lists are composed of functional groups in numeric sequence, with the parts in each group listed in figure and item number sequence.

b. Section III. Special Tools List. Not applicable.

c. Section IV. National Stock Number and Part Number Index. A list, in National item identification number (NIIN) sequence, of all National stock numbers (NSN) appearing in the listings, followed by a list, in alphameric sequence, of all part numbers appearing in the listings. National stock numbers and part numbers are cross-referenced to each illustration figure and item number appearance.

3. Explanation of Columns

a. Illustration. This column is divided as follows:

(1) *Figure number.* Indicates the figure number of the illustration on which the item is shown.

(2) *Item number.* The number used to identify item called out in the illustration.

b. Source, Maintenance, and Recoverability (SMR) Codes.

(1) *Source code.* Source codes indicate the manner of acquiring support items for maintenance, repair, or overhaul of end items. Source codes are entered in the first and second positions of the Uniform SMR Code format as follows:

Code	Definition
PA	Item procured and stocked for anticipated or known usage.
X D	A support item that is not stocked. When required, item will be procured through normal supply channels.

NOTE

Cannibalization or salvage maybe used as a source of supply for any items source coded

above except those coded XA and aircraft support items as restricted by AR 700-42.

(2) *Maintenance code.* Maintenance codes are assigned to indicate the levels of maintenance authorized to USE and REPAIR support items. The maintenance codes are entered in the third and fourth positions of the Uniform SMR Code format as follows:

(a) The maintenance code entered in the third position will indicate the lowest maintenance level authorized to remove, replace, and use the support item. The maintenance code entered in the third position will indicate one of the following levels of maintenance:

Code	Application/Explanation
O	Support item is removed, replaced, used at the organizational level.
H	Support item is removed, replaced, used at the general support level.

(b) The maintenance code entered in the fourth position indicates whether the item is to be repaired and identifies the lowest maintenance level with the capability to perform complete repair (i.e., all authorized maintenance functions). This position will contain one of the following maintenance codes:

Code	Application/Explanation
Z	Nonreparable. No repair is authorized.

(3) *Recoverability code.* Recoverability codes are assigned to support items to indicate the disposition action on unserviceable items. The recoverability code is entered in the fifth position of the Uniform SMR Code format as follows:

Recoverability Codes	Definition
Z	Nonreparable item. When unserviceable, condemn and dispose at the level indicated in position 3.

c. National Stock Number. Indicates the National stock number assigned to the item and will be used for requisitioning purposes.

d. Part Number. Indicates the primary number used by the manufacturer (individual, company, firm, corporation, or Government activity), which controls the design and characteristics of the item by means of its engineering drawings, specifications, standards, and inspection requirements to identify an item or range of items.

NOTE

When a stock numbered item is requisitioned, the repair part received may have a different part number than the part being replaced.

e. Federal Supply Code for Manufacturer (FSCM). The FSCM is a 5-digit numeric code listed in

SB 708-42 which is used to identify the manufacturer, distributor, or Government agency, etc.

f. Description. Indicates the Federal item name and, if required, a minimum description to identify the item.

g. Unit of Measure (U/M). Indicates the standard of the basic quantity of the listed item as used in performing the actual maintenance function. This measure is expressed by a two-character alphabetical abbreviation (e.g., ea, in, pr, etc). When the unit of measure differs from the unit of issue, the lowest unit of issue that will satisfy the required units of measure will be requisitioned.

h. Quantity Incorporated in Unit. Indicates the quantity of the item used in the breakout shown on the illustration figure, which is prepared for a functional group, subfunctional group, or an assembly.

4. Special Information

The following publication pertains to the PP-3940/G and its components: TM 11-6130-247-15, Power Supply PP-3940/G

5. How to Locate Repair Parts

a. When National stock number or part number is unknown.

(1) *First.* Using the table of contents, determine the functional group within which the item belongs. This is necessary since illustrations are prepared for functional groups and listings are divided into the same groups.

(2) *Second.* Find the illustration covering the functional group to which the item belongs.

(3) *Third.* Identify the item on the illustration and note the illustration figure and item number of the item.

(4) *Fourth.* Using the Repair Parts Listing, find the figure and item number noted on the illustration.

b. When National stock number or part number is known.

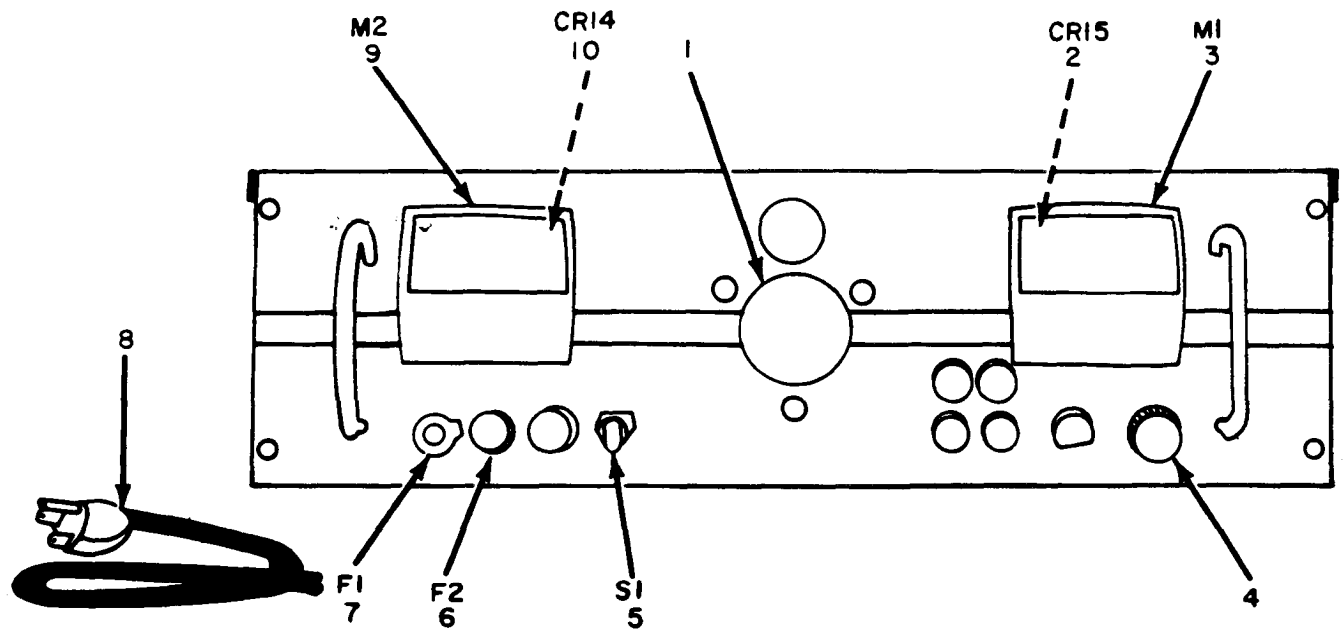
(1) *First.* Using the Index of National Stock Numbers and Part Numbers, find the pertinent National stock number or part number. This index is in NIIN sequence followed by a list of part numbers in alphameric sequence, cross-referenced to the illustration figure number and item number.

(2) *Second.* After finding the figure and item number, locate the figure and item number in the repair parts list.

6. Abbreviations

Not applicable.

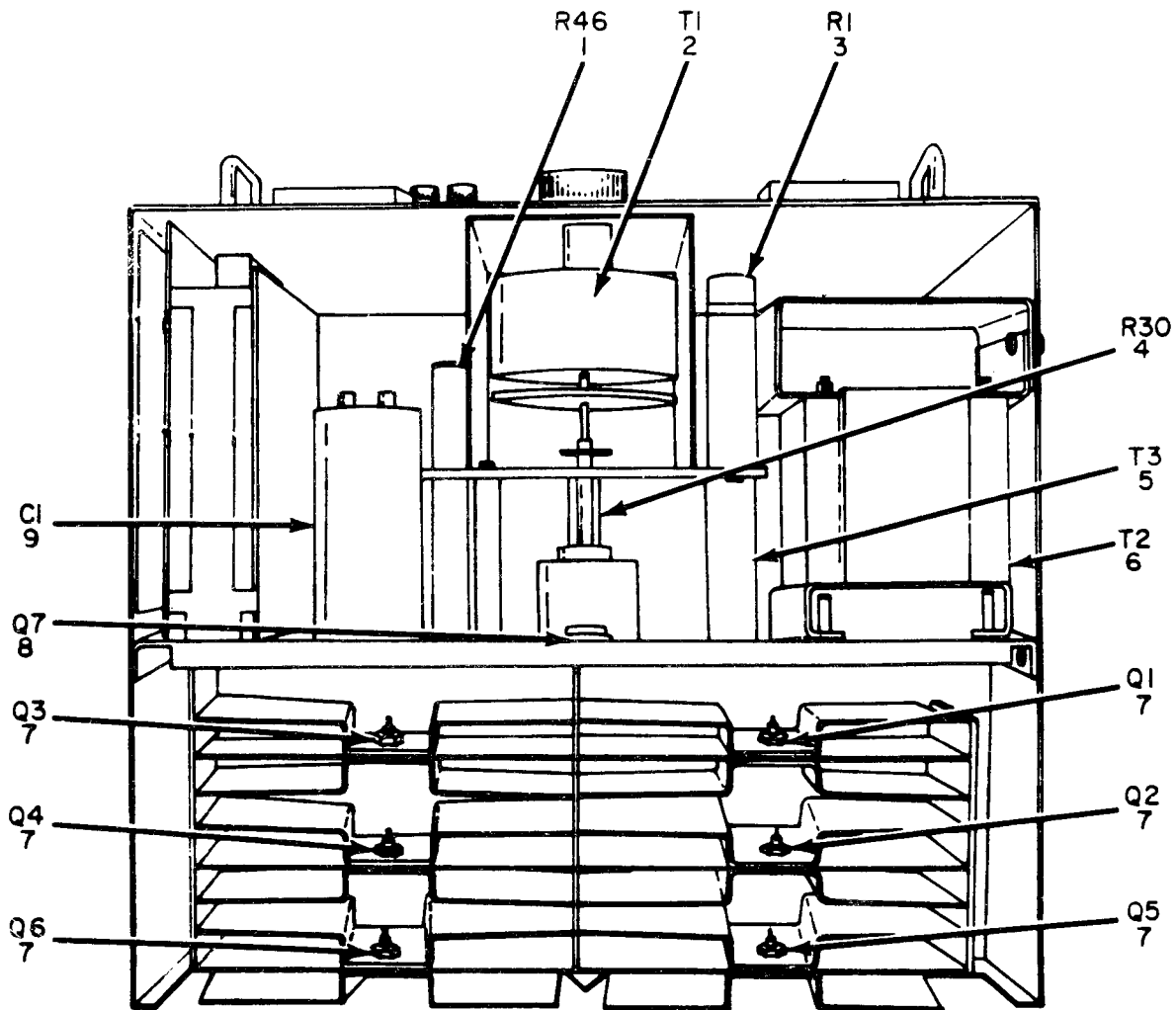
(Next printed page is 5)



EL2LS001

Figure 1. Power Supply PP-3940/G, Front panel.

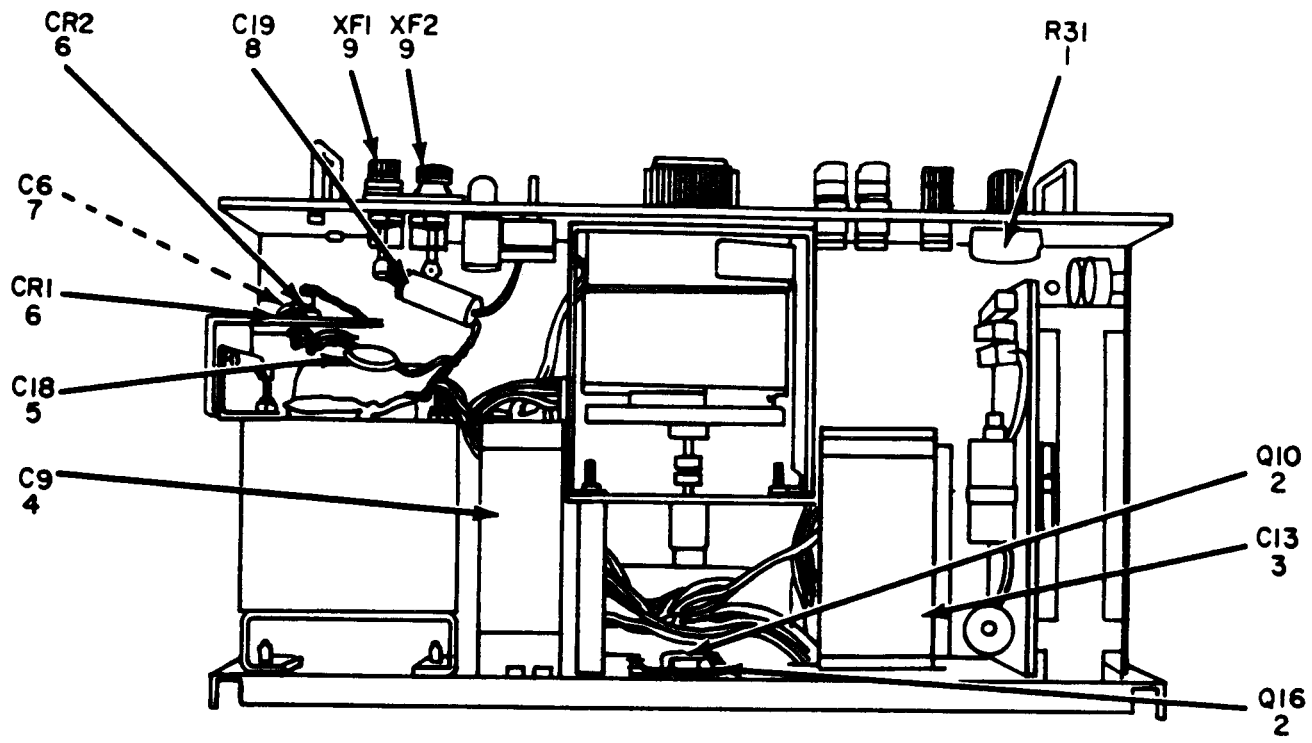
(1) ILLUSTRATION		(2)	(3)	(4)	(5)	(6) DESCRIPTION	(7)	(8)
(a) FIG NO.	(b) ITEM NO.	SNR CODE	NATIONAL STOCK NUMBER	PART NUMBER	FCM	USABLE ON CODE	U/M	QTY INC IN UNIT
GROUP OF POWER SUPPLY PP-3940/G								
1	1	KDZZ		42-227	99324	KNOB	EA	1
1	2	PANZZ	9961-00-977-6214	3284	64999	SEMICONDUCTOR DEVICE, DIODE	EA	1
1	3	PANZZ	6629-00-933-9439	94433	59930	AMMETER	EA	1
1	4	KDZZ		42-229	99324	KNOB	EA	1
1	5	KDZZ		756183	27191	SWITCH, TOGGLE	EA	1
1	6	PAGEZ	9920-00-296-0679	312009	79919	FUSE, CARTRIDGE	EA	1
1	7	PAGEZ	9920-00-204-7444	312004	79919	FUSE, CARTRIDGE	EA	1
1	8	KDZZ		21919	99324	CORR. LINE	EA	1
1	9	PANZZ	6629-00-933-9438	94-949	99324	VOLTMETER	EA	1
1	10	KDZZ		SAC397800	80043	SEMICONDUCTOR DEVICE, DIODE	EA	1



EL2LS002

Figure 2. Power Supply PP-3940/G, Top View.

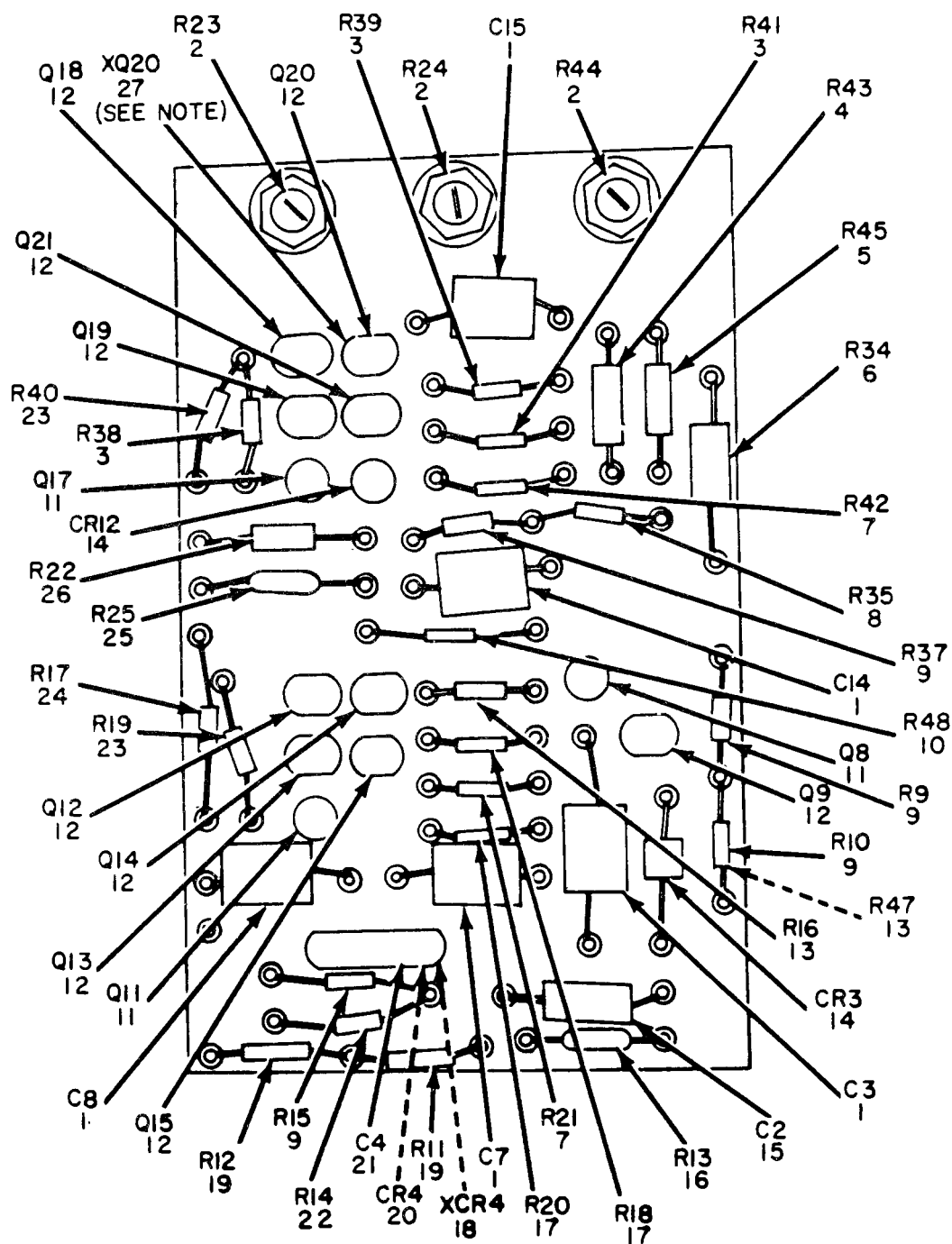
(1) ILLUSTRATION		(2)	(3)	(4)	(5)	(6) DESCRIPTION	(7) QTY INC IN UNIT	(8) QTY INC IN UNIT
(a) FIG NO.	(b) ITEM NO.	SAM CODE	NATIONAL STOCK NUMBER	PART NUMBER	PSCN	DESCRIPTION	QTY INC IN UNIT	QTY INC IN UNIT
						USABLE ON CODE		
2	1	PAHZZ	5905-00-279-2115	25F290	63743	RESISTOR, FIXED, WIRE WOUND	EA	1
2	2	XDHZZ		20-1017	58479	TRANSFORMER, VARIABLE	EA	1
2	3	PAHZZ	5905-00-933-9209	75R.5	63743	RESISTOR, FIXED, COMPOSITION	EA	1
2	4	XDHZZ		975J	24655	RESISTOR, VARIABLE	EA	1
2	5	XDHZZ		126-1901	99324	TRANSFORMER, POWER	EA	1
2	6	XDHZZ		126-1902	99324	TRANSFORMER, POWER	EA	1
2	7	PAHZZ	5901-00-933-9441	10-024	99324	TRANSISTOR	EA	6
2	8	PAHZZ	5901-00-752-6045	2N378	81346	TRANSISTOR	EA	1
2	9	XDHZZ		17D40007	94209	CAPACITOR, FIXED, ELECTROLYTIC	EA	1



EL2LS003

Figure 3. Power Supply PP-3940/G, Bottom View.

(1) ILLUSTRATION		(2)	(3)	(4)	(5)	(6) DESCRIPTION	(7)	(8)
(a) FIG NO	(b) ITEM NO	SNR CODE	NATIONAL STOCK NUMBER	PART NUMBER	PCPN	DESCRIPTION	U/M	QTY INC IN UNIT
PCPN FOR CONE								
3	1	P AM12	9905-00-099-9035	AC1356-2	95692	RESISTOR,VARIABLE	EA	1
3	2	P AM12	9961-00-752-6045	2N378	81349	TRANSISTOR	EA	2
3	3	IBM122	17B22000UF	17B22000UF	96209	CAPACITOR, FIXED, ELECTROLYTIC	EA	1
3	4	IBM122		029650	96209	CAPACITOR, FIXED, ELECTROLYTIC	EA	1
3	5	IBM122		U0.02UF	91418	CAPACITOR, FIXED, CERAMIC	EA	1
3	6	IBM122		3415	64959	SEMICONDUCTOR DEVICE, DIODE	EA	2
3	7	IBM122		RL2-01	25803	CAPACITOR, FIXED, PAPER	EA	1
3	8	IBM122		PJ655	10013	CAPACITOR, FIXED, PAPER	EA	1
3	9	P AM12	9920-00-709-1149	342012	75915	FUSEHOLDER	EA	2



NOTE: XQ20 IS ONE OF 12 TRANSISTOR SOCKETS LOCATED UNDER THE FOLLOWING TRANSISTORS: Q8, Q9, Q11 THRU Q15, Q17 THRU Q21.

EL2LS004

Figure 4. Outer Component board.

SECTION II (1) ILLUSTRATION (A) (B) FIG ITEM NO NO		(2) SMR CODE	(3) NATIONAL STOCK NUMBER	(4) PART NUMBER	(5) FSCM	TM11-6130-247-24P (6) DESCRIPTION	USABLE ON CODE	(7) U/M	(8) QTY INC IN UNIT
GROUP 01 OUTER COMPONENT BOARD									
4	1	PAHZZ	5910-00-879-6957	ML2-25	25801	CAPACITOR, FIXED, PAPER		EA	5
4	2	PAHZZ	5905-00-465-6082	8197-12	22525	RESISTOR, VARIABLE		EA	3
4	3	PAHZZ	5905-00-104-8334	RC20GF331K	81349	RESISTOR, FIXED, COMPOSITION		EA	3
4	4	XDHZZ		8W1/2/180HMS	77764	RESISTOR, FIXED, COMPOSITION		EA	1
4	5	PAHZZ	5905-00-933-9214	8W1/2/510HMS	77764	RESISTOR, FIXED, COMPOSITION		EA	1
4	6	PAHZZ	5905-00-252-4018	RC20GF470J	81349	RESISTOR, FIXED, COMPOSITION		EA	1
4	7	PAHZZ	5905-00-256-0409	RC20GF221K	81349	RESISTOR, FIXED, COMPOSITION		EA	2
4	8	PAHZZ	5905-00-195-6502	RC20GF332K	81349	RESISTOR, FIXED, COMPOSITION		EA	1
4	9	PAHZZ	5905-00-185-8510	RC20GF103J	81349	RESISTOR, FIXED, COMPOSITION		EA	4
4	10	XDHZZ		RC20GF180K	81349	RESISTOR, FIXED, COMPOSITION		EA	1
4	11	PAHZZ	5961-00-538-0493	2N460	81349	TRANSISTOR		EA	3
4	12	PAHZZ	5961-00-752-5990	2N214	67395	TRANSISTOR		EA	9
4	13	PAHZZ	5905-00-192-3973	RC20GF471J	81349	RESISTOR, FIXED, COMPOSITION		EA	2
4	14	XDHZZ		SMC397808	80063	SEMICONDUCTOR DEVICE		EA	2
4	15	PAHZZ	5910-00-802-9423	ML2-05	25801	CAPACITOR, FIXED, PAPER		EA	1
4	16	PAHZZ	5905-00-838-9624	3X300WL	63743	RESISTOR, FIXED, COMPOSITION		EA	1
4	17	PAHZZ	5905-00-111-8357	RC20GF681K	81349	RESISTOR, FIXED, COMPOSITION		EA	2
4	18	XDHZZ		46A20928	07233	SOCKET, DIODE		EA	1
4	19	XDHZZ		DCC	77764	RESISTOR, FIXED, COMPOSITION		EA	2
4	20	XDHZZ		1N467	28959	SEMICONDUCTOR DEVICE, DIODE		EA	1
4	21	PAHZZ	3910-00-341-2437	8193684	18876	CAPACITOR, FIXED, PAPER		EA	1
4	22	PAHZZ	3905-00-279-3503	RC20GF682J	81349	RESISTOR, FIXED, COMPOSITION		EA	1
4	23	PAHZZ	5905-00-195-6806	RC20GF102J	81349	RESISTOR, FIXED, COMPOSITION		EA	2
4	24	PAHZZ	5905-00-171-1999	E98315	08313	RESISTOR, FIXED, COMPOSITION		EA	1
4	25	XDHZZ		3X25WL	63743	RESISTOR, FIXED, COMPOSITION		EA	1
4	26	PAHZZ	5905-00-933-9213	SW1/2/6.80HMS	77764	RESISTOR, FIXED, COMPOSITION		EA	1
4	27	PAHZZ	5961-00-933-9440	47202	17424	SOCKET, TRANSISTOR		EA	12

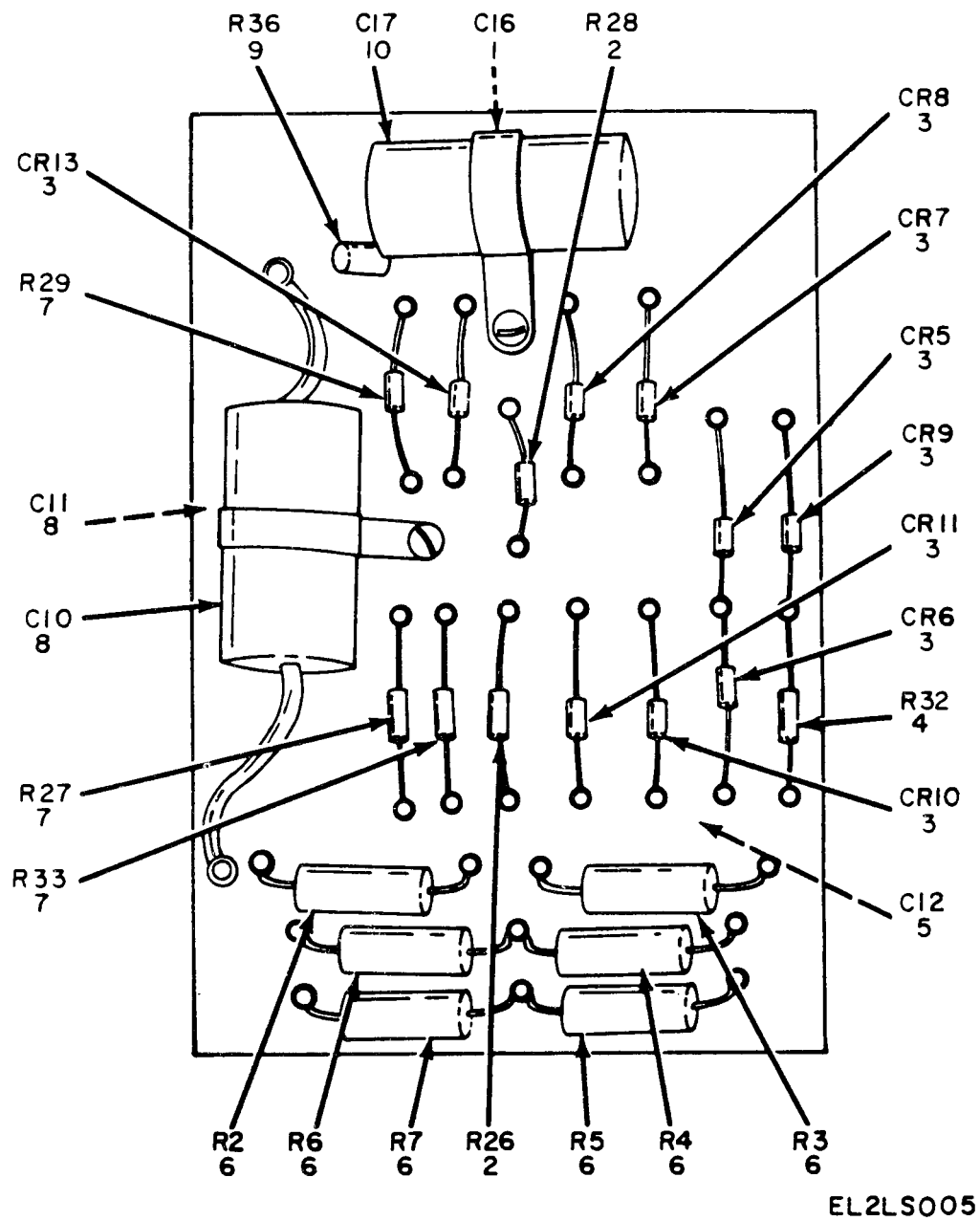


Figure 5. Inner Component Board.

SECTION II (1) ILLUSTRATION (A) (B) FIG ITEM NO NO		(2) SMR CODE	(3) NATIONAL STOCK NUMBER	(4) PART NUMBER	(5) FSCM	TM11-6130-247-24P (6) DESCRIPTION	USABLE ON CODE	(7) U/M	(8) QTY INC IN UNIT
GROUP 02 INNER COMPONENT BOARD									
5	1	XDHZZ		1320	56289	CAPACITOR, FIXED, ELECTROLYTIC		EA	1
5	2	PAHZZ	5905-00-190-8883	RC20GF100J	81349	RESISTOR, FIXED, COMPOSITION		EA	2
5	3	XDHZZ		SMC397808	80063	SEMICONDUCTOR DEVICE, DIODE		EA	3
5	4	PAHZZ	5905-00-106-9344	RC20GF101J	81349	RESISTOR, FIXED, COMPOSITION		EA	1
5	5	XDHZZ		TVA1208	56289	CAPACITOR, FIXED, ELECTROLYTIC		EA	1
5	6	PAHZZ	5905-00-933-9306	PW5	77764	RESISTOR, FIXED, COMPOSITION		EA	6
5	7	PAHZZ	5905-00-279-1876	2221	08313	RESISTOR, FIXED, COMPOSITION		EA	3
5	8	XDHZZ		8RH5050	10013	CAPACITOR, FIXED, ELECTROLYTIC		EA	2
5	9	PAHZZ	5905-00-838-9624	3X300WL	63743	RESISTOR, FIXED, COMPOSITION		EA	1
5	10	PAHZZ	5910-00-783-7899	TVA1311	56289	CAPACITOR, FIXED		EA	1

SECTION IV

NATIONAL STOCK NUMBER AND PART NUMBER INDEX				TM11-6130-247-24P			
NOTE: LATEST NATIONAL STOCK NUMBER AND PART NUMBER ASSIGNMENTS ARE INCLUDED AT END OF INDEX.							
STOCK NUMBER	FIGURE NO	ITEM NO	STOCK NUMBER	FIGURE NO	ITEM NO		
5905-00-104-8334	4	3	5905-00-665-6082	4	2		
5905-00-171-1999	4	24					
5905-00-185-8510	4	9	5920-00-709-1149	3	9		
5905-00-190-8883	5	2	5961-00-752-5990	4	12		
5905-00-192-3973	4	13	5961-00-752-6045	2	8		
5905-00-195-6502	4	8	5961-00-752-6045	3	2		
5905-00-195-6806	4	23	5910-00-783-7899	5	10		
5905-00-252-4018	4	6	5905-00-838-9624	4	16		
5905-00-256-0409	4	7	5905-00-838-9624	5	9		
5905-00-279-1876	5	7	5905-00-899-5035	3	1		
5905-00-279-2115	2	1	5905-00-933-9209	2	3		
5905-00-279-3503	4	22	5905-00-933-9213	4	26		
5920-00-284-7466	1	7	5905-00-933-9214	4	5		
5920-00-296-0679	1	6	5905-00-933-9306	5	6		
5910-00-341-2437	4	21	6625-00-933-9439	1	3		
5961-00-538-0493	4	11	5961-00-933-9440	4	27		
5961-00-577-6214	1	2	5961-00-933-9441	2	7		

PART NUMBER	FSCM	FIG NO	ITEM NO	PART NUMBER	FSCM	FIG NO	ITEM NO
AC1356-2	95692	3	1	1N467	28959	4	20
BRH5050	10013	5	8	126-1901	99324	2	5
BW1/2/180HMS	77764	4	4	126-1902	99324	2	6
BW1/2/510HMS	77764	4	5	1320	56289	5	1
BW1/2/6.80HMS	77764	4	26	18-024	99324	2	7
EB8315	08313	4	24	2N214	67395	4	12
ML2-01	25801	3	7	2N378	81349	2	8
ML2-05	25801	4	15	2N378	81349	3	2
ML2-25	25801	4	1	2N460	81349	4	11
				20-1017	58479	2	2
				21915	99324	1	8
				2221	08313	5	7
				25F200	63743	2	1
PJ6S5	10013	3	8	3X25WL	63743	4	25
PW5	77764	5	6	3X300WL	63743	4	16
RC20GF100J	81349	5	2	3X300WL	63743	5	9
RC20GF101J	81349	5	4	312005	75915	1	6
RC20GF102J	81349	4	23	313004	75915	1	7
RC20GF103J	81349	4	9	320A	64959	1	2
RC20GF180K	81349	4	10	341D	64959	3	6
RC20GF221K	81349	4	7	342012	75915	3	9
RC20GF331K	81349	4	3	42-227	99324	1	1
RC20GF332K	81349	4	8	42-229	99324	1	4
RC20GF470J	81349	4	6	46A20928	07233	4	18
RC20GF471J	81349	4	13	47202	17424	4	27
RC20GF681K	81349	4	17	75R.5	63743	2	3
RC20GF682J	81349	4	22	7561K5	27191	1	5
SMC397808	80063	1	10	8193684	18876	4	21
SMC397808	80063	4	14	8197-12	22525	4	2
SMC397808	80063	5	3	94-549	99324	1	9
TVA1208	56289	5	5	94433	55938	1	3
TVA1311	56289	5	10	975J	24655	2	4
029658	56289	3	4				

LATEST NATIONAL STOCK NUMBER ASSIGNMENTS

STOCK NUMBER	FIGURE NO.	ITEM NO.
5905-00-106-9344	5	4
5905-00-111-8357	4	17
5910-00-802-9423	4	15
5910-00-879-6957	4	1
6625-00-933-9438	1	9

LATEST PART NUMBER ASSIGNMENTS

PART NUMBER	FSCM	FIGURE NO.	ITEM NO.
DCC	77764	4	19
U0.02UF	91418	3	5
17D22000UF	56289	3	3
17D4000UF	56289	2	9

RECOMMENDED CHANGES TO EQUIPMENT TECHNICAL MANUALS



SOMETHING WRONG WITH THIS MANUAL?

THEN...JOT DOWN THE
DOPE ABOUT IT ON THIS
FORM, TEAR IT OUT, FOLD
IT AND DROP IT IN THE
MAIL!

FROM: (YOUR UNIT'S COMPLETE ADDRESS)

Commander

Stateside Army Depot

ATTN: AMSTA-US

Stateside, N.J. 07703

DATE 10 July 1975

PUBLICATION NUMBER

TM 11-5840-340-12

DATE

23 Jan 74

TITLE

Radar Set AN/SPS-76

BE EXACT...PIN-POINT WHERE IT IS

PAGE
NO.PARA-
GRAPHFIGURE
NO.TABLE
NO.IN THIS SPACE TELL WHAT IS WRONG
AND WHAT SHOULD BE DONE ABOUT IT:

2-25 2-28

Recommend that the installation antenna alignment procedure be changed throughout to specify a 2° IFF antenna lag rather than 1°.

REASON: Experience has shown that with only a 1° lag, the antenna servo system is too sensitive to wind gusting in excess of 20 knots, and has a tendency to rapidly accelerate and decelerate as it hunts, causing strain to the drive train. Hunting is minimized by adjusting the lag to 2° without degradation of operation.

3-10 3-3

3-1

Item 5, Function column. Change "2 db" to "3db."

REASON: The adjustment procedure for the TRANS POWER FAULT indicator calls for a 3 db (500 watts) adjustment to light the TRANS POWER FAULT indicator.

5-6 5-8

Add new step f.1 to read, "Replace cover plate removed in step e.1, above."

REASON: To replace the cover plate.

FO3

Zone C 3. On J1-2, change "+24 VDC to "+5 VDC."

REASON: This is the output line of the 5 VDC power supply. + 24 VDC is the input voltage.

TYPED NAME, GRADE OR TITLE, AND TELEPHONE NUMBER

SSG I. M. DeSpirito 999-1776

SIGN HERE:

SSG I. M. DeSpirito

DA FORM 2028-2 (TEST)

P.S.--IF YOUR OUTFIT WANTS TO KNOW ABOUT YOUR MANUAL "FIND" MAKE A CARBON COPY OF THIS AND GIVE IT TO YOUR HEADQUARTERS.

HISA 1686-75

RECOMMENDED CHANGES TO EQUIPMENT TECHNICAL MANUALS



SOMETHING WRONG WITH THIS MANUAL?

THEN...JOT DOWN THE
DOPE ABOUT IT ON THIS
FORM, TEAR IT OUT, FOLD
IT AND DROP IT IN THE
MAIL!

FROM: (YOUR UNIT'S COMPLETE ADDRESS)

DATE

PUBLICATION NUMBER

DATE

TITLE

BE EXACT...PIN-POINT WHERE IT IS

IN THIS SPACE TELL WHAT IS WRONG
AND WHAT SHOULD BE DONE ABOUT IT:

PAGE
NO.

PARA-
GRAPH

FIGURE
NO.

TABLE
NO.

TEAR ALONG DOTTED LINE

TYPED NAME, GRADE OR TITLE, AND TELEPHONE NUMBER

SIGN HERE:

DA FORM 2028-2 (TEST)

1 AUG 74

P.S.--IF YOUR OUTFIT WANTS TO KNOW ABOUT YOUR MANUAL "FIND," MAKE
A CARBON COPY OF THIS AND GIVE IT TO YOUR HEADQUARTERS.

FILL IN YOUR
UNIT'S ADDRESS

FOLD BACK

DEPARTMENT OF THE ARMY

OFFICIAL BUSINESS

PENALTY FOR PRIVATE USE, \$300

Commander
US Army Electronics Command
ATTN: DRSEL-MA-Q
Fort Monmouth, New Jersey 07703

FOLD BACK

TEAR ALONG DOTTED LINE

RECOMMENDED CHANGES TO EQUIPMENT TECHNICAL MANUALS



SOMETHING WRONG WITH THIS MANUAL?

THEN...JOT DOWN THE DOPE ABOUT IT ON THIS FORM, TEAR IT OUT, FOLD IT AND DROP IT IN THE MAIL!

FROM: (YOUR UNIT'S COMPLETE ADDRESS)

DATE

PUBLICATION NUMBER DATE TITLE

BE EXACT...PIN-POINT WHERE IT IS				IN THIS SPACE TELL WHAT IS WRONG AND WHAT SHOULD BE DONE ABOUT IT:
PAGE NO.	PARA-GRAPH	FIGURE NO.	TABLE NO.	

TYPED NAME, GRADE OR TITLE, AND TELEPHONE NUMBER SIGN HERE:

TEAR ALONG DOTTED LINE

FILL IN YOUR
UNIT'S ADDRESS

FOLD BACK

DEPARTMENT OF THE ARMY

OFFICIAL BUSINESS

PENALTY FOR PRIVATE USE, \$300

Commander
US Army Electronics Command
ATTN: DRSEL-MA-Q
Fort Monmouth, New Jersey 07703

FOLD BACK

TEAR ALONG DOTTED LINE

By order of the Secretary of the Army:

BERNARD W. ROGERS
General, United States Army
Chief of Staff

Official:

PAUL T. SMITH
Major General, United States Army
The Adjutant General

DISTRIBUTION:

To be distributed in accordance with DA Form 12-32, Direct/General Support TMP literature requirements for AN/FPA-15 and AN/FPA-16 systems.

*U.S. GOVERNMENT PRINTING OFFICE; 1993 - 342-421 (61925)

DEPARTMENT OF THE ARMY
US ARMY AG PUBLICATIONS CENTER
1435 WOODSON ROAD
ST. LOUIS, MISSOURI 63114
OFFICIAL BUSINESS
PENALTY FOR PRIVATE USE \$300

This fine document...

Was brought to you by me:



[Liberated Manuals -- free army and government manuals](#)

Why do I do it? I am tired of sleazy CD-ROM sellers, who take publicly available information, slap “watermarks” and other junk on it, and sell it. Those masters of search engine manipulation make sure that their sites that sell free information, come up first in search engines. They did not create it... They did not even scan it... Why should they get your money? Why are not letting you give those free manuals to your friends?

I am setting this document FREE. This document was made by the US Government and is NOT protected by Copyright. Feel free to share, republish, sell and so on.

I am not asking you for donations, fees or handouts. If you can, please provide a link to liberatedmanuals.com, so that free manuals come up first in search engines:

<A HREF=<http://www.liberatedmanuals.com/>>Free Military and Government Manuals

- Sincerely
Igor Chudov
<http://igor.chudov.com/>
- [Chicago Machinery Movers](#)