

TECHNICAL MANUAL

ORGANIZATIONAL, DIRECT SUPPORT, AND GENERAL SUPPORT MAINTENANCE  
REPAIR PARTS AND SPECIAL TOOLS LISTS  
(INCLUDING DEPOT MAINTENANCE REPAIR PARTS AND SPECIAL TOOLS)

FOR

OPERATION CENTRAL, COMMUNICATIONS AN/MSC-32A  
(NSN 5895-00-999-2628)

---

HEADQUARTERS, DEPARTMENT OF THE ARMY

AUGUST 1977

This publication is a courtesy quick copy  
from the UNITED STATES ARMY  
PUBLICATIONS CENTER, ST. LOUIS, MISSOURI,  
to meet your needs while we are replenish-  
ing our regular stock.



TECHNICAL MANUAL  
 No 11-5895-464-24P

HEADQUARTERS  
 DEPARTMENT OF THE ARMY  
 WASHINGTON, DC, 29 August 1977

**ORGANIZATIONAL, DIRECT SUPPORT, AND GENERAL SUPPORT MAINTENANCE  
 REPAIR PARTS AND SPECIAL TOOLS LISTS  
 (INCLUDING DEPOT MAINTENANCE REPAIR PARTS AND SPECIAL TOOLS)  
 FOR  
 OPERATION CENTRAL, COMMUNICATIONS AN/MS-32A  
 (NSN 5895-00-999-2628)  
 Current as of 28 April 1977**

**REPORTING OF ERRORS**

**You can improve this manual by recommending improvements using DA Form 2028-2 (Test) located in the back of the manual. Simply tear out the self-addressed form, fill it out as shown on the sample, fold it where shown, and drop it in the mail.**

**If there are no blank DA Forms 2028-2 (Test) in the back of your manual, use the standard DA Form 2028 (Recommended Changes to Publications and Blank Forms) and forward to the Commander, US Army Electronics Command, ATTN: DRSEL-MA-Q, Fort Monmouth NJ 07703.**

**In either case, a reply will be furnished direct to you.**

**Table of Contents**

	Page	Illus Figure
SECTION I. Introduction .....	1	
II. Repair parts list .....	5	
Group 00 Operation Central, Communications AN/MS-32A .....	5	1
01 Shelter, Electrical Equipment S-372/MS-32A .....	7	2-9
0101 Air conditioner (See TM 5-4120-282-13 for parts)		
0102 Blower, exhaust .....	25	10
0103 Hester, electrical 1500 watts .....	27	11
0104 Distribution Box J-1077A/U (See TM 11-6110-201-15P for parts)		
0105 Intercommunication Station LS-147C/FI (See TM 11-5830-221-24P for parts)		
0106 Shelter, Electrical Equipment S-280/G (See TM 11-5410-213-15P for parts)		
02 Radio Set R-392/URR (See TM 11-5820-334-20P and TM 11-5820-334-34P for parts)		
03 Radio Set AN/VRC-47 (See TM 11-5820-401-12 and TM 11-5820-401-35 for parts)		
04 Switchboard, Telephone SB-22A/PT (See TM 11-5805-262-20P and TM 11-5805-262-35P for parts)		
05 Telephone Set TA-312/PT (See TM 11-5805-201-20P and TM 11-5805-201-34P for parts)		
06 Teletypewriter Set AN/GGC-3A, Teletypewriter Reperforator-Tranmitters TT-76A/GGC, TT-76B/GGC (See TM 11-5815-238-20P and TM 11-5815-238-34P for parts)		
07 Teletypewriter TT-98FG (See TM 11-5815-200-12 and TM 11-5815-200-35P/2 for parts)		

\* This manual supersedes much of TM 11 5895-464-15, April 1968, as pertains to repair parts and special tools list.

**TM 11-5895-464-24P**

	Page	Illus Figure
Group 08 Terminal, Telegraph TH-22/TG (See TM 11-5805-356-12 and TM 11-5805-356-34-1 for parts)		
09 Teletypewriter TT-4A/TG (See TM 11-5816-206-20P and TM 11-5815-206-35P/1 for parts)		
10 Loudspeaker, Permanent Magnet LS-454/U (See TM 11-5965-255-14P for parts)		
11 Handset, Headset H-144/U (See TM 11-5965-206-14P for parts)		
Section III. Special tools list (Not applicable)		
IV. National stock number and part number index -----	28	

## SECTION I

### INTRODUCTION

---

#### 1. Scope

This manual lists spares and repair parts; special tools; special test, measurement, and diagnostic equipment (TMDE), and other special support equipment required for performance of organizational, direct support, and general support maintenance of the AN/MSG32A. It authorizes the requisitioning and issue of spares and repair parts as indicated by the source and maintenance codes.

#### 2. General

This Repair Parts and Special Tools List is divided into the following sections:

a. *Section II. Repair Parts List.* A list of spares and repair parts authorized for use in the performance of maintenance. The list also includes parts which must be removed for replacement of the authorized parts. Parts lists are composed of functional groups in numeric sequence, with the parts in each group listed in figure and item number sequence.

b. *Section III. Special Tools List.* Not applicable.

c. *Section IV, National Stock Number and Part Number Index.* A list, in National item identification number (NIIN) sequence, of all National stock numbers (NSN) appearing in the listings, followed by a list, in alphameric sequence, of all part numbers appearing in the listings. National stock numbers and part numbers are cross-referenced to each illustration figure and item number appearance.

#### 3. Explanation of Columns

a. *Illustration.* This column is divided as follows:

- (1) *Figure number.* Indicates the figure number of the illustration on which the item is shown.
- (2) *Item number.* The number used to identify item called out in the illustration.

b. *Source, Maintenance, and Recoverability (SMR) Codes.*

(1) *Source code.* Source codes indicate the manner of acquiring support items for maintenance, repair, or overhaul of end items. Source

codes are entered in the first and second positions of the Uniform SMR Code format as follows:

<i>Code</i>	<i>Definition</i>
PA	Item procured and stocked for anticipated or known usage.
PD	Support item, excluding support equipment, procured for initial issue or outfitting and stocked only for subsequent or additional initial issues or outfittings. Not subject to automatic replenishment.
XD	A support item that is not stocked. When required, item will be procured through normal supply channels.

#### NOTE

Cannibalization or salvage may be used as a source of supply for any items source coded above except those coded XA and aircraft support items as restricted by AR 700-42.

(2) *Maintenance code.* Maintenance codes are assigned to indicate the levels of maintenance authorized to USE and REPAIR support items. The maintenance codes are entered in the third and fourth positions of the Uniform SMR Code format as follows:

(a) The maintenance code entered in the third position will indicate the lowest maintenance level authorized to remove, replace, and use the support item. The maintenance code entered in the third position will indicate one of the following levels of maintenance:

<i>Code</i>	<i>Application/Explanation</i>
O	Support item is removed, replaced, used at the organizational level.
F	Support item is removed, replaced, used at the direct support level.

(b) The maintenance code entered in the fourth position indicates whether the item is to be repaired and identifies the lowest maintenance level with the capability to perform complete repair (i.e., all authorized maintenance functions). This position will contain one of the following maintenance codes:

*Code*                      *Applicatwn/Explanation*

F—The lowest maintenance level capable of complete repair of the support item is the direct support level.

Z—Nonreparable. No repair is authorised.

(3) *Recoverability code.* Recoverability codes are assigned to support items to indicate the disposition action on unserviceable items. The recoverability code is entered in the fifth position of the Uniform SMR Code format as follows:

<i>Recoverability codes</i>	<i>Definition</i>
Z—Nonreparable item.	When unserviceable, condemn and dispose at the level indicated in position 3.
F—Reparable item.	When uneconomically repairable, condemn and dispose at the direct support level

*c. National Stock Number.* Indicates the National stock number assigned to the item and will be used for requisitioning purposes.

*d. Part Number.* Indicates the primary number used by the manufacturer (individual, company, firm, corporation, or Government activity), which controls the design and characteristics of the item by means of its engineering drawings, specifications, standards, and inspection requirements to identify an item or range of items.

**NOTE**

When a stock-numbered item is requisitioned, the repair part received may have a different part number than the part being replaced.

*e. Federal Supply Code for Manufacturer (FSCM).* The FSCM is a 5-digit numeric code listed in SB 708-42 which is used. to identify the manufacturer, distributor, or Government agency, etc.

*f. Description.* Indicates the Federal item name and, if required, a minimum description to identify the item.

*g. Unit of Measure (U/M).* Indicates the standard of the basic quantity of the listed item as used in performing the actual maintenance function. This measure is expressed by a two-character alphabetical abbreviation (e.g., ea, in, pr, etc). When the unit of measure differs from the unit of issue, the lowest unit of issue that will satisfy the required units of measure will be requisitioned.

*h. Quantity Incorporated in Unit.* Indicates the quantity of the item used in the breakout shown on the illustration figure, which is prepared for a functional group, subfunctional group, or an assembly,

**4. Special Information**

The following publications pertain to the AN/ MSC-32A and its components:

- TM 5-4120-282-13, Air Conditioner, Floor Mounted, Air Cooled, Electric Motor Driven, ¾ hp, 60 Cycle, AC, Single Phase, 9,000 BTU/HR, Harvey W Hottel Inc Model HAC-750H, Keco Model F-9000-2, Columbia Specialty Model CAS9000, Redmanson Model A-9000
- TM 11-5410-213-14P, Shelters, Electric Equipment S-280A/G and S-280B/G
- TM 11-5805-201-12, Telephone Set TA-312/PT
- TM 11-5805-201-35, Telephone Set TA-312/PT
- TM 11-5805-262-12, Switchboards, Telephone Manual SB-22/PT and SB-22A/PT
- TM 11-5805-262-20P, Telephone, Switchboard SB-22A/PT
- TM 11-5805-262-35, Switchboards, Telephone, Manual SB-22/PT and SB-22A/PT
- TM 11-5805-262-35P, Telephone, Switchboard SB-22A/PT
- TM 11-5805-356-12, Terminal, Telegraph-Telephone AN/TCC-29 (Including Terminal, Telegraph TH-22/TC and Converter, Telegraph-Telephone, Signal CV-425/U)
- TM 11-5805-356-34-1, Terminal; Telegraph TH-22/TG and Filter Assembly, Electrical F-316/U
- TM 11-5815-200-12, Teletypewriter Sets AN; FGC-20, AN/FGC-20X, AN/FGC-21, AN, FGC-66, AN/FGC-159, AN/FGC-159X, AN/FGC-160, AN/FGC-177, AN/UGC-4, AN/UGC-29, AN/UGC-29X, and Teleprinter TT-259/GC
- TM 11-5815-200-35P/2, Teletypewriter Sets AN/FGC-20X and AN/UGC-4
- TM 11-5815-206-12, Teletypewriter Sets AN/PGC-1 and AN/ PGC-3 and Teletypewriters TT-4A/TG, TT-4B/TG, TT-4C/TG, TT-335/TG, TT-537/G, TT-698/TG, TT-698A/TG, and TT-698B/TG

- TM 11-5815-206-20P, Teletypewriter Set AN/PGC-1 and Teletypewriter TT-4A/TG, TT-4B/TG, TT-4C/TG, and TT-335/TG
- TM 11-5815-20644, Teletypewriter Sets AN/PGC-1, AN/PGC-3, and Teletypewriters TT-4A/TG, TT-4B/TG, TT-4C/TG, TT-335/TG, TT-537/G, TT-698/TG, TT-698A/TG and TT-698B/TG
- TM 11-5815-206-35P/1, Teletypewriter Set AN/PGC-1 including Teletypewriters TT-4A/TG, TT-4B/TG, TT-4C/TG and TT-335-TG
- TM 11-5815-206-35P/2, Teletypewriter Set AN/PGC-1 including Teletypewriters TT-4A/TG, TT-4B/TG, TT-4C/TG and TT-335/TG
- TM 11-5815-238-12, Teletypewriter Sets AN/GGC-3, AN/GGC-3A, AN/GGC-53, and AN/GGC-53A and Teletypewriter Reperator-Transmitters TT-76/GGC, TT-76A/GGC, TT-76B/GGC, TT-76C/GGC, TT-699/GGC, TT-699A/GGC, TT-699B/GGC and TT-699C/GGC
- TM 11-5815-238-20P, Teletypewriter Sets AN/GGC-3 and AN/GGC-3A and Teletypewriter Reperator-Transmitters TT-76/GGC, TT-76A/GGC, TT-76B/GGC and TT-76C/GGC
- TM 11-5815-238-34P, Teletypewriter Sets AN/GGC-3 and AN/GGC-3A and Teletypewriter Reperator-Transmitters TT-76/GGC, TT-76A/GGC, TT-76B/GGC and TT-76C/GGC
- TM 11-5815-238-35, Teletypewriter Sets AN/GGC-3 and AN/GGC-3A, AN/GGC-53, and AN/GGC-53A and Teletypewriter Reperator-Transmitters TT-76A/GGC, TT-76B/GGC and TT-76C/GGC, TT-699/GGC, TT-699A/GGC, TT-699B/GGC and TT-699C/GGC
- TM 11-5820-334-20P, Radio Receiver R-392/URR
- TM 11-5820-344-34P, Radio Receiver R-392/URR
- TM 11-5820-401-12, Radio Sets AN/VRC-12, AN/VRC-43, AN/VRC-44, AN/VRC-45V AN/VRC-46, AN/VRC-47, AN/VRC-48, AN/VRC-49, AN/VRC-54, and AN/VRC-55; Mounting MT-1029/VRC and Mounting MT-1898/VRC ; Antenna AT-912/VRC; Control Frequency Selector C-2742/VRC and Control, Radio Set C-2299/VRC
- TM 11-5820401-35, Radio Sets AN/VRC-12 and AN/VRC-43, -44, -45, -46,-47, -48 and -49

- TM 11-5830-221-12, Intercommunication Stations LS-147A/FI, LS-147B/FI, LS-147C/FI, and LS-147D/FI
- TM 11-5830-221-24P, Intercommunication Station LS-147C/FI
- TM 11-5830-221-35, Intercommunication Stations LS-147A/FI, LS-147B/FI, LS-147C/FI and LS-147D/FI
- TM 11-5895-464-15, Operations Central, Communications AN/MS-32A
- TM 11-5965-206-14P, Headset-Microphone H-91A/U; Handset-Headset H-144/U, H-144A/U, H-144B/U, and H-144C/U; and Headset-Microphone H-210/G
- TM 11-5965-255-14P, Loudspeaker, Permanent Magnet LS-454/U
- TM 11-6110-201-15P, Distribution Boxes J-1077/U and J-1077A/U

## 5. How to Locate Repair Parts

a. When National stock number or part number is unknown.

(1) *First.* Using the table of contents, determine the functional group within which the item belongs. This is necessary since illustrations are prepared for functional groups and listings are divided into the same groups.

(2) *Second.* Find the illustration covering the functional group to which the item belongs.

(3) *Third.* Identify the item on the illustration and note the illustration figure and item number of the item.

(4) *Fourth.* Using the Repair Parts Listing, find the figure and item number noted on the illustration.

b. When National stock number or part number is known.

(1) *First.* Using the Index of National Stock Numbers and Part Numbers, find the pertinent National stock number or part number. This index is in NIIN sequence followed by a list of part numbers in alphameric sequence, cross-referenced to the illustration figure number and item number.

(2) *Second.* After finding the figure and item number, locate the figure and item number in the repair parts list.

## 6. Abbreviations

Not applicable.

(Next printed page is 4.1)



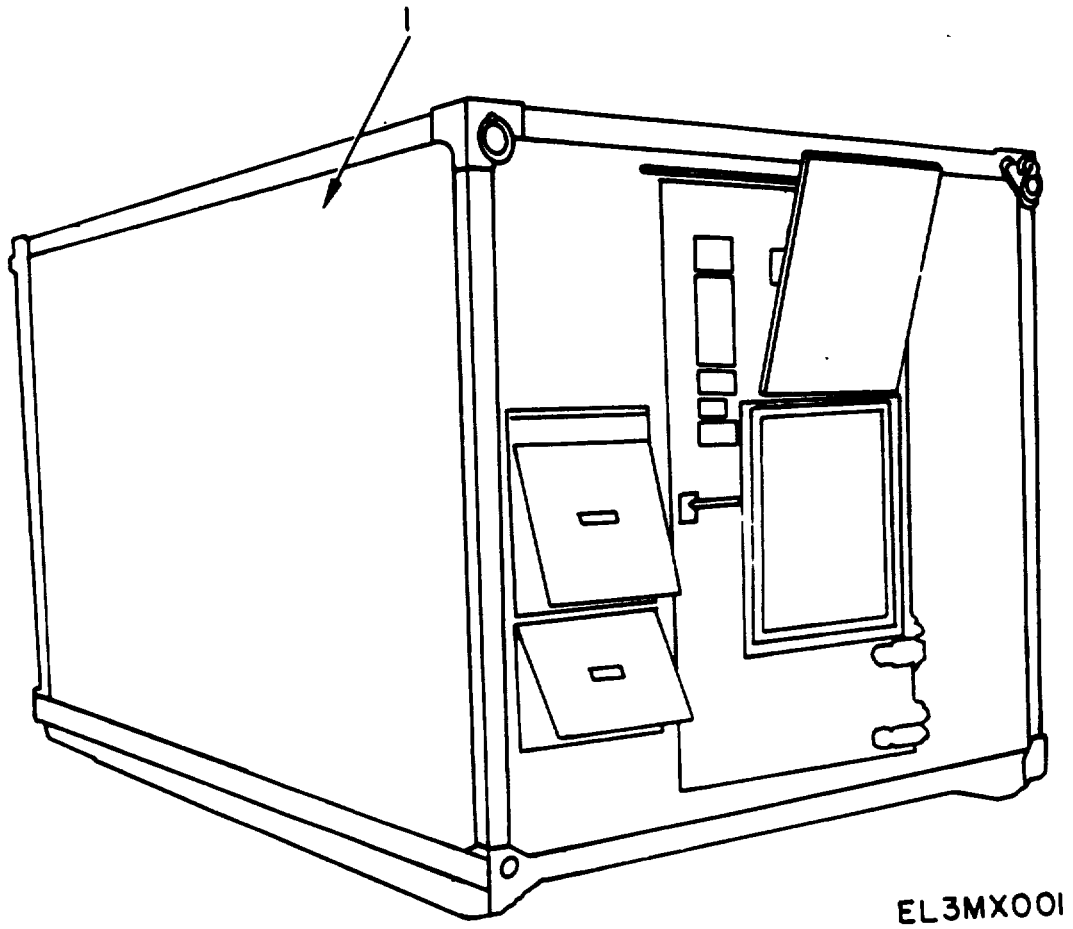
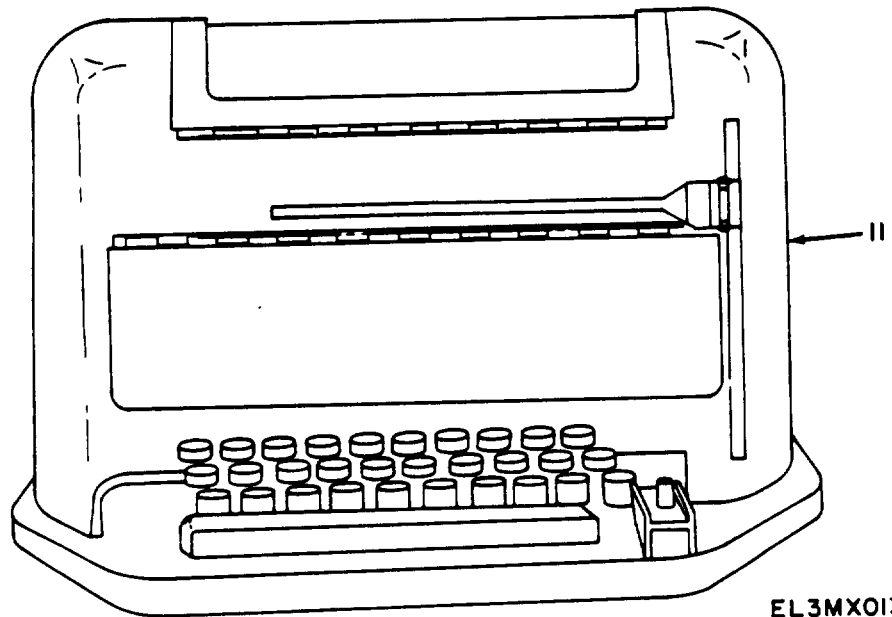
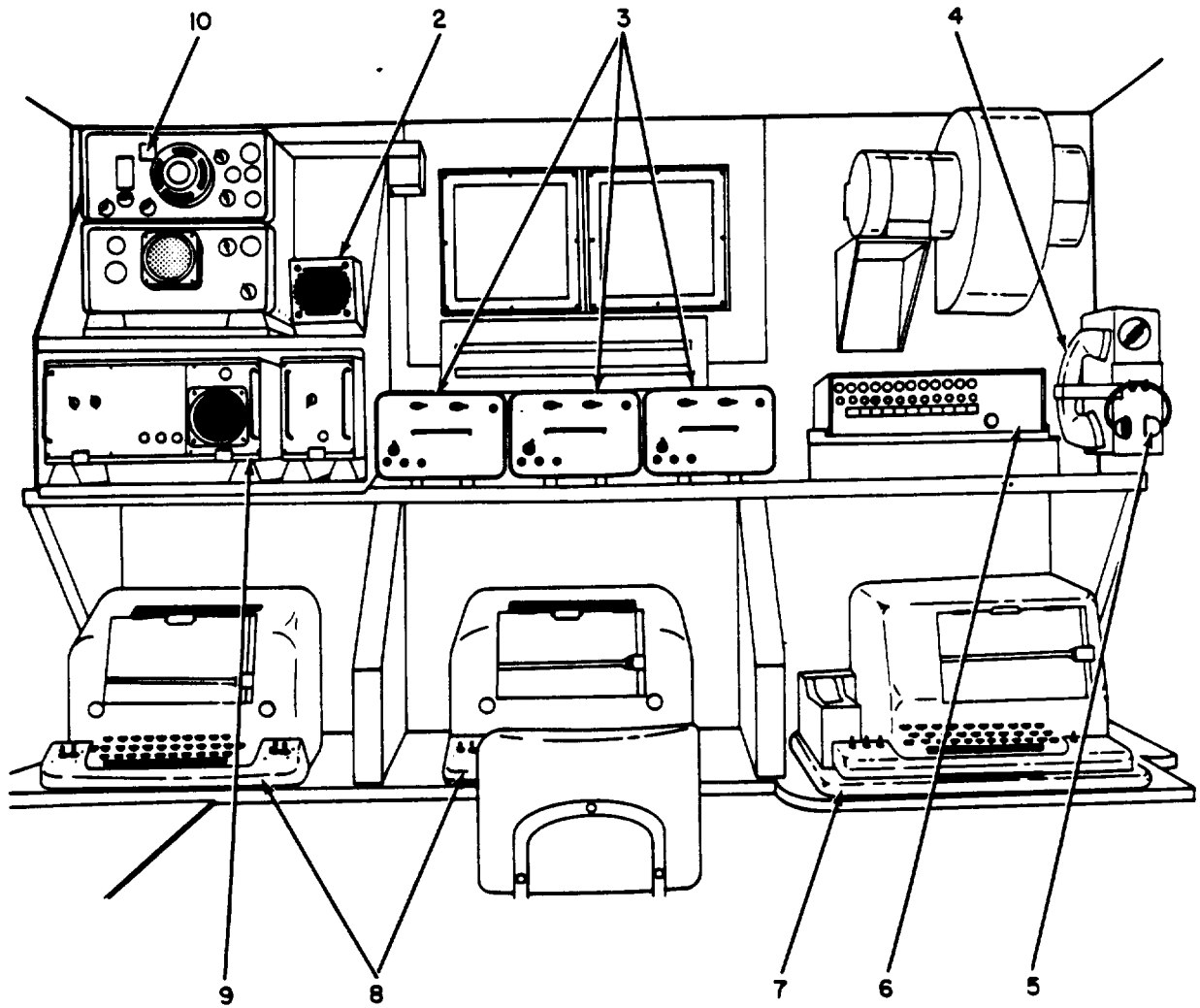


Figure 1. Operation Central, Communications AN/MSC-32A  
(Sheet 1 of 2).

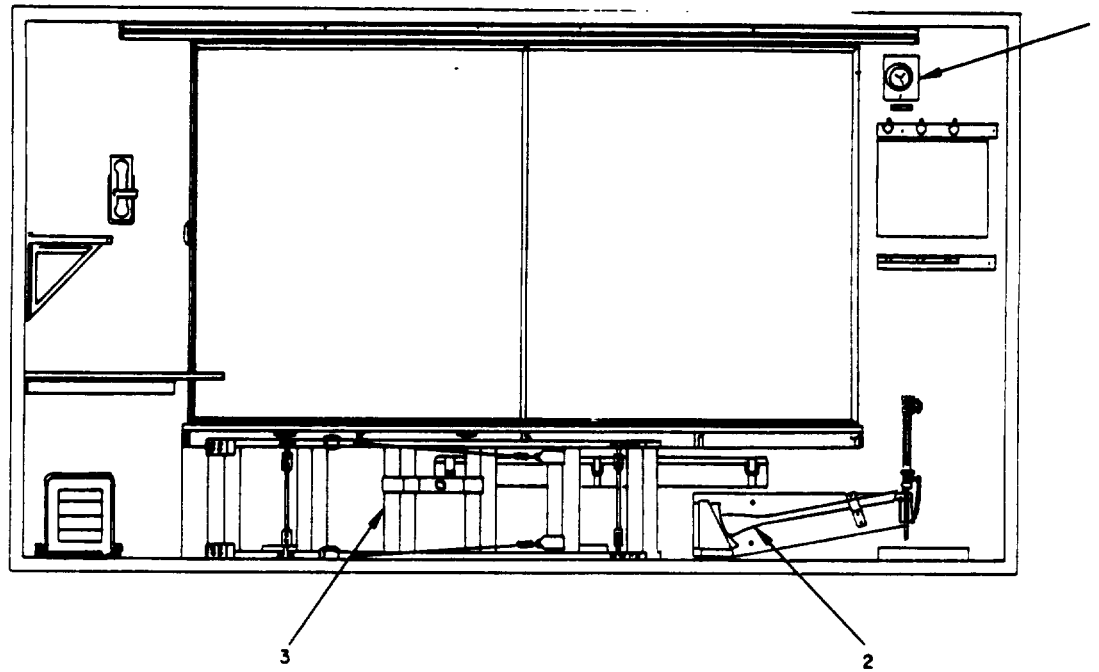


EL3MX013

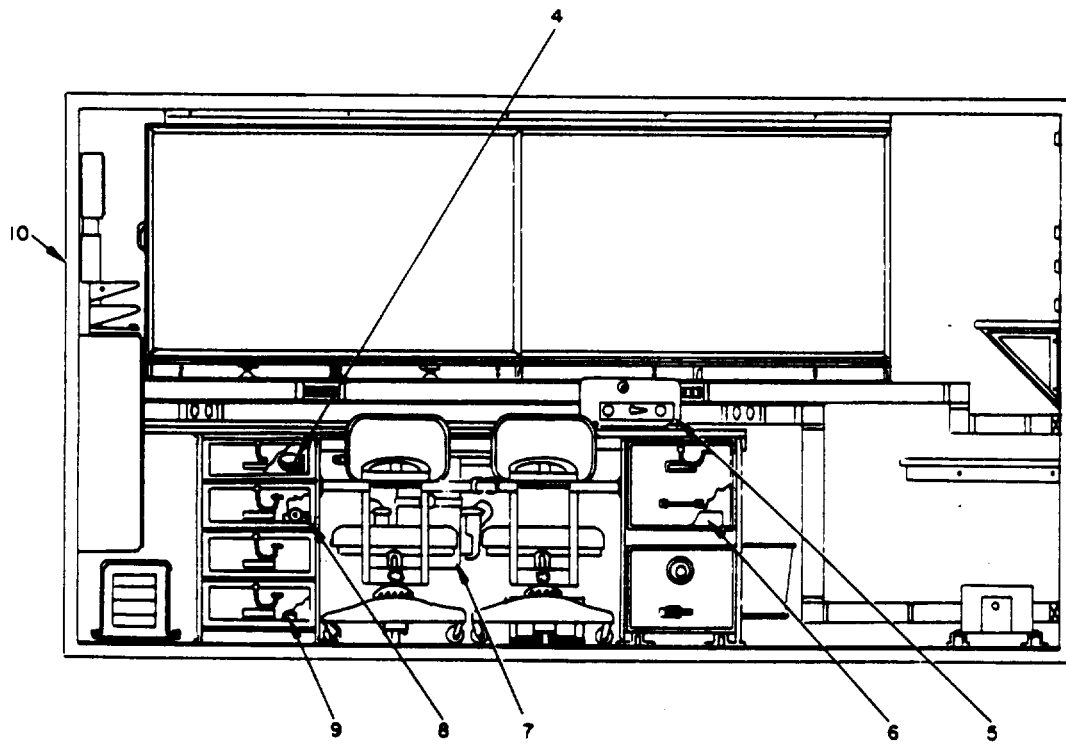
Figure 1. Operation Central, Communications AN/MSC-32A

(Sheet 2 of 2).

SECTION II									
(1)	(2)	(3)	(4)	(5)	(6)		(7)	(8)	
ILLUSTRATION									
(a)	(b)		NATIONAL	PART		DESCRIPTION		QTY	INC
FIG	ITEM	SMR	STOCK	NUMBER	FSCM		USABLE ON CODE	IN	IN
NO.	NO.	CODE	NUMBER	NUMBER				U\M	UNIT
GROUP 00 OPERATION CENTRAL, COMMUNICATIONS									
AN/MSC-32A									
1	1	PDOFF	5410-00-930-0886	S-372/MSC-32A	80058	SHELTER, ELEC EQPT		EA	1
1	2	PAOFF	5965-00-876-2375	LS-454/U	80058	LOUDSPEAKER, MAG		EA	1
1	3	PDOFF	5805-00-411-8103	TH-22/TG	80058	TERMINAL, TELEGRAPH		EA	3
1	4	PDOFF	5805-00-543-0012	TA-312/PT	80058	TELEPHONE SET		EA	1
1	5	PAOFF	5965-00-682-2769	H144CU	81349	HANDSET, HEADSET		EA	1
1	6	PDOFF	5805-00-715-6171	SB-22A/PT	80058	SWITCHBOARD, TEL		EA	1
1	7	PDOFF	5815-00-503-3309	ANGGC3	80058	TELETYPEWRITER SET		EA	1
1	8	PDOFF	5815-00-503-2764	TT98FG	80058	TELETYPEWRITER		EA	2
1	9	PDOFF	5820-00-892-0864	AN/VRC-47	80058	RADIO SET		EA	1
1	10	PDOFF	5820-00-503-1250	R-392/URR	80058	RADIO SET		EA	1
1	11	PDOFF	5815-00-198-4438	TT4ATG	80063	TELETYPEWRITER		EA	1



CURBSIDE WALL



ROADSIDE WALL

EL3MX002

Figure 2. Shelter, Electrical Equipment S-372/MSC-32A

SECTION II		(2)	(3)	(4)	(5)	(6)	(7)	(8)
(1)	ILLUSTRATION					DESCRIPTION		QTY
FIG	(a) (b)	SMR	NATIONAL	PART	FSCM		USABLE ON CODE	INC
NO.	NO.	CODE	STOCK	NUMBER				IN
			NUMBER	NUMBER				UNIT
GROUP 01 SHELTER, ELECTRICAL EQUIPMENT								
S-372/MSC-32A								
2	1	PAOZZ	6645-00-800-7094	SCC539475	80063	CLOCK, AIRCRAFT, MECH		EA 1
2	2	PAOZZ	5110-00-293-2339	GGG-A-926	81349	AXE		EA 1
2	3	PAOZZ	2540-00-892-6243	MX-3391/G	80058	LADDER, VEH BOARDING		EA 1
2	4	PAOZZ	5935-00-283-2884	U-78/U	80058	CONNECTOR, PLUG, ELEC		EA 1
2	5	PDOFF	5830-00-752-5357	LS147CFI	80058	STATION, INTERCOM		EA 1
2	6	PAFZZ	5999-00-752-6011	SCD68428	80063	MAINT KIT, ELEC		EA 1
2	7	PDOFF	6110-00-985-7574	J-1077A/U	80058	DISTRIBUTION BOX		EA 1
2	8	PAOZZ	5935-00-283-2950	U-77/U	80058	CONNECTOR, PLUG, ELEC		EA 1
2	9	PAFZZ	6605-00-151-5337	MIL-C-10436	81349	COMPASS, MAGNETIC		EA 1
2	10	PDOFF	5410-00-117-2868	S280BG	80058	SHELTER, ELEC EQUIP		EA 1

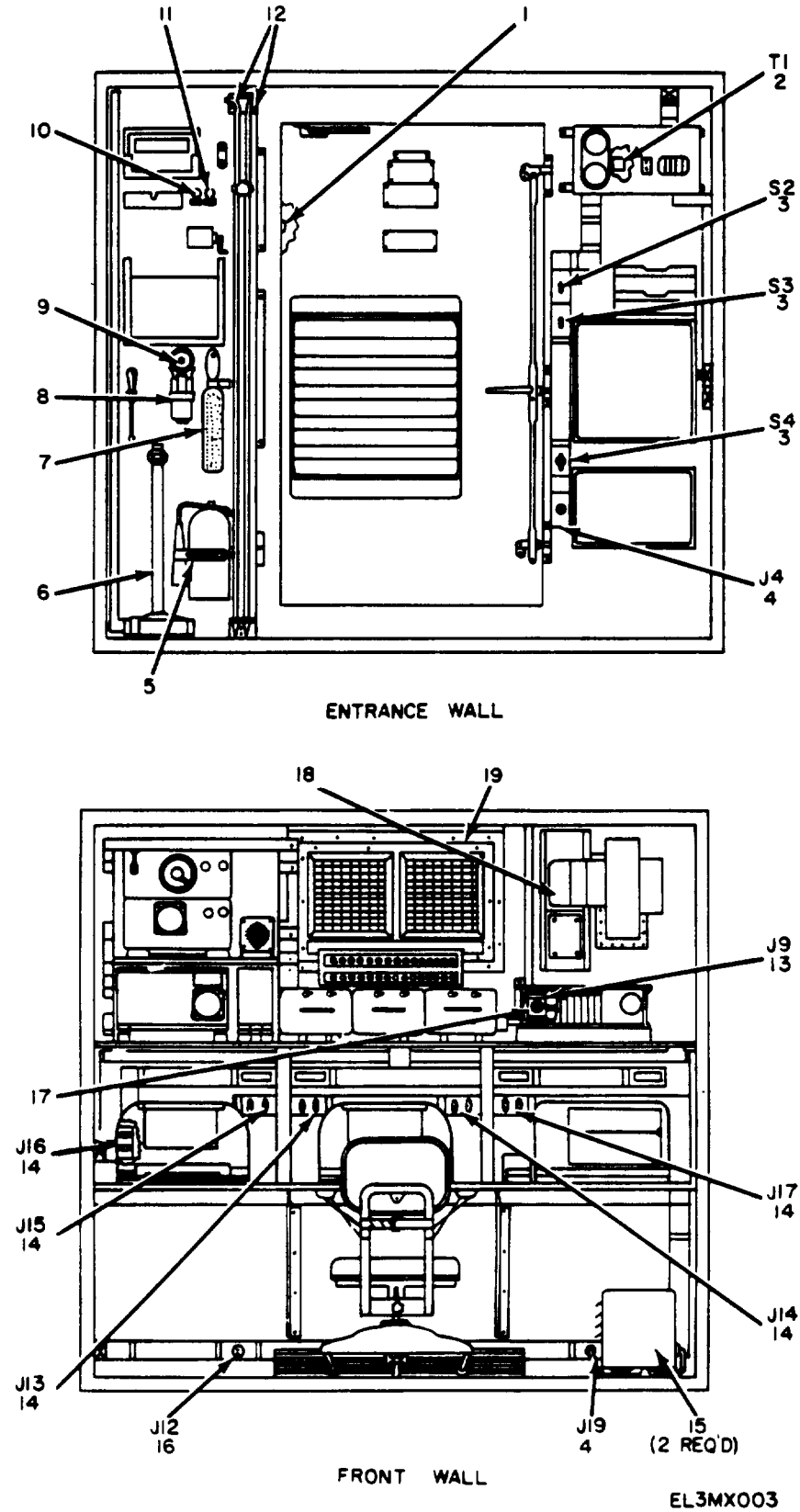
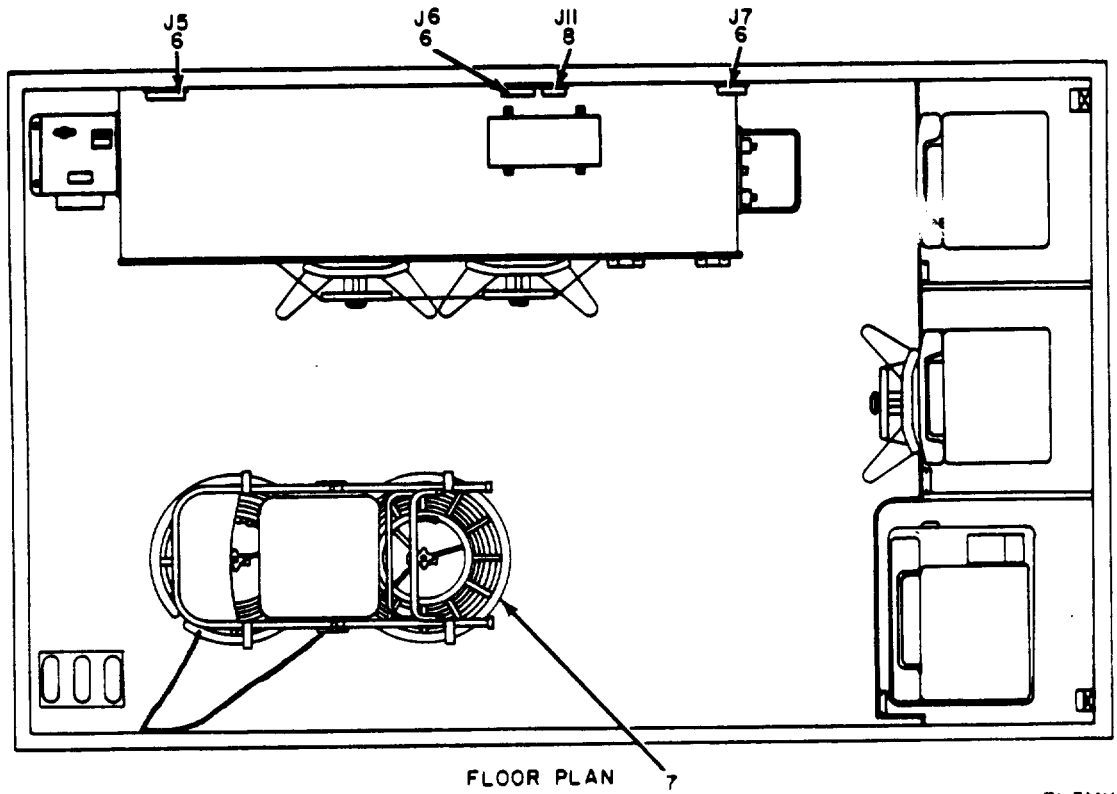
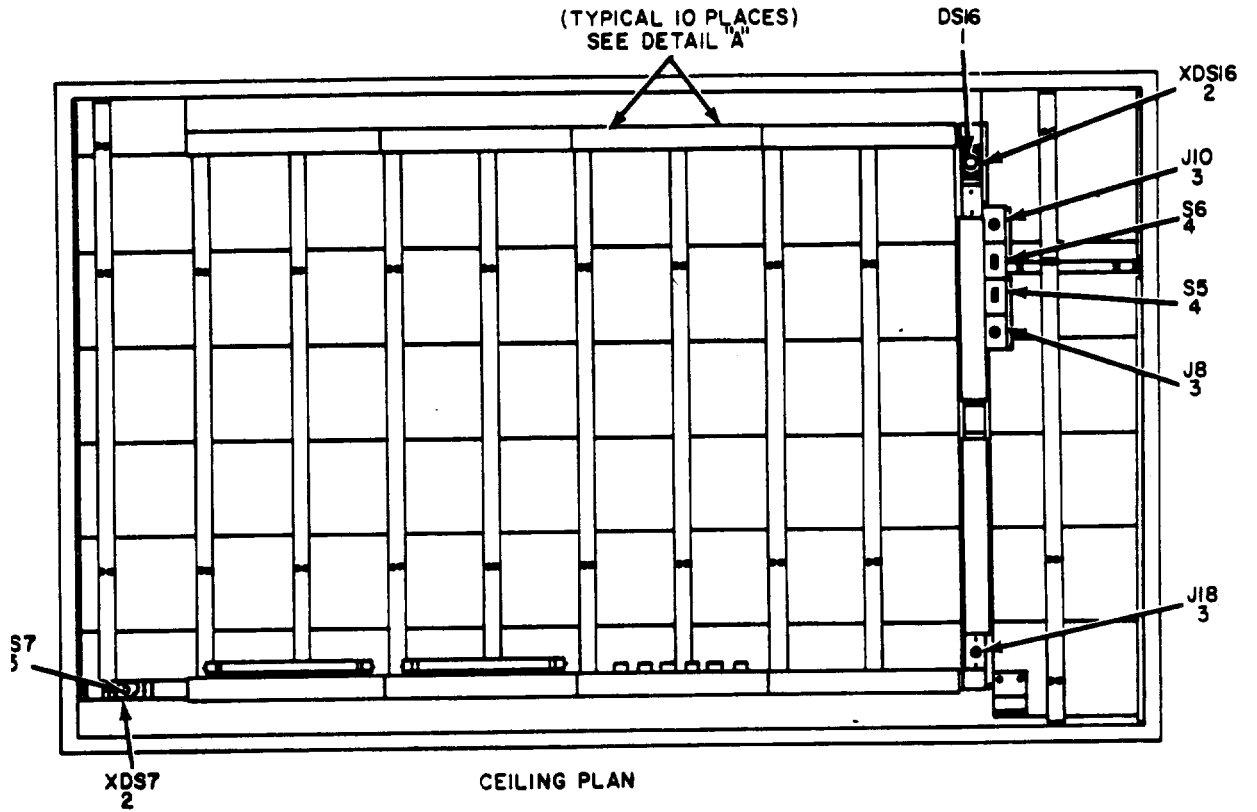


Figure 3. Shelter, Electrical Equipment S-372/MS-32A, Interior Entrance and Front Wall Views.

SECTION II (1) ILLUSTRATION		(2)	(3)	(4)	(5)	(6)	(7)	(8)
FIG NO.	ITEM NO.	SMR CODE	NATIONAL STOCK NUMBER	PART NUMBER	FSCM	DESCRIPTION	USABLE ON CODE	QTY INC IN UNIT
3	1	PAFZZ	5930-00-837-3665	BZ2RQ181	91929	SWITCH, SENSITIVE		EA 1
3	2	PAFZZ	5950-00-705-9105	3CT-35B	93993	TRANSFORMER, CURRENT		EA 1
3	3	PAFZZ	5930-00-865-6101	5521-1	08808	SWITCH, TOGGLE		EA 3
3	4	PAFZZ	5935-00-933-3454	536	74545	CONNECTOR, RCPT, ELEC		EA 2
3	5	PAFZZ	4210-00-595-4085	RB-1	33525	BRACKET		EA 1
3	6	PAOZZ	5120-00-251-4489	15	79796	HAMMER, HAND		EA 1
3	7	PAOZZ	7920-00-342-4521	SCC539469	80063	BRUSH, DUSTING, BENCH		EA 1
3	8	PAOZZ	6230-00-729-9614	2106-7	32572	LANTERN, ELECTRIC		EA 1
3	9	PAOZZ	6240-00-155-7786	PR-2	08808	LAMP, INCANDESCENT		EA 1
3	10	PAOZZ	5120-00-293-2696	7113	95344	EXTRACTOR, ELEC TUBF		EA 1
3	11	PAOZZ	5120-00-293-2692	9113	59344	EXTRACTOR, ELEC TUBE		EA 1
3	12	PAOZZ	5975-00-274-5260	MX-148/G	80058	ROD, GROUND		EA 2
3	13	PAFZZ	5935-00-792-3954	MS31102A-28-12S	81349	CONNECTOR, RCPT, ELEC		EA 1
3	14	PAFZZ	5935-00-283-4003	5262	74545	CONNECTOR, RCPT, ELEC		EA 5
3	15	PAOFF	4520-00-224-7909	SCD539901	80063	HEATER, ELECTRICAL		EA 2
3	16	PAFZZ	5935-00-350-1834	5261	74545	CONNECTOR, RCPT, ELEC		EA 1
3	17	PAOZZ	5935-00-192-1294	MS31088-28-12P	81349	CONNECTOR, PLUG, ELEC		EA 1
3	18	XDOFF		SCD539899	80063	BLOWER, EXHAUST		EA 1
3	19	PDOFF	4120-00-542-4014	MILA14372	81349	AIR CONDITIONER		EA 1

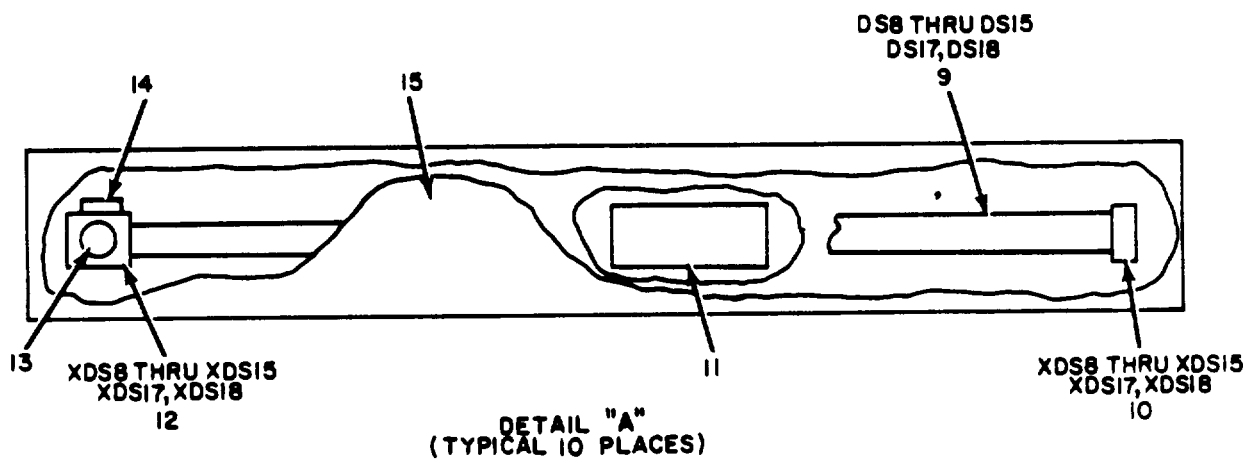






EL3MX004

Figure 4. Shelter, Electrical Equipment S-372/MSC-32A (Sheet 1 of 2).



EL3MX005

Figure 4. Shelter, Electrical Equipment S-372/MS-32A (Sheet 2 of 2).

SECTION II		(2)	(3)	(4)	(5)	(6)	(7)	(8)
(1)	ILLUSTRATION							
(a)	(b)	NATIONAL				DESCRIPTION		QTY
FIG	ITEM	STOCK	PART	FSCM			U\M	INC
NO.	NO.	CODE	NUMBER	NUMBER		USABLE ON CODE		IN
								UNIT
4	1	PAOZZ	6240-00-143-3070	50W/RS	08808	LAMP, INCANDESCENT	EA	1
4	2	PAFZZ	6250-00-299-6562	4109	74545	LAMPHOLDER	EA	2
4	3	PAFZZ	5935-00-350-1834	5261	74545	CONNECTOR, RCPT, ELEC	EA	3
4	4	PAFZZ	5930-00-827-0034	1201	74545	SWITCH, TOGGLE	EA	2
4	5	PAOZZ	6240-00-299-5876	NE-34	80058	LAMP, GLOW	EA	1
4	6	PAFZZ	5935-00-283-4003	5262	74545	CONNECTOR, RCPT, ELEC	EA	3
4	7	PAOZZ	5995-00-926-7831	CX7453AU100FT	80058	CABLE ASSY, PWR, ELEC	EA	1
4	8	PAFZZ	5935-00-350-1834	5261	74545	CONNECTOR, RCPT, ELEC	EA	1
4	9	PAOZZ	6240-00-538-8447	F20T12/CW	08808	LAMP, FLUORESCENT	EA	10
4	10	PAFZZ	6250-00-299-6093	4300W	71183	LAMPHOLDER	EA	10
4	11	PAOZZ	6250-00-804-3449	89G457D	08808	BALLAST, LAMP	EA	10
4	12	PAFZZ	6250-00-174-4684	698141818	80063	LAMPHOLDER	EA	10
4	13	PAOZZ	6250-00-299-2884	FS-2	71183	STARTER, FLOOR LAMP	EA	10
4	14	PAFZZ	5915-00-116-8916	591B	02777	CAPACITOR, FXD, PAPER	EA	10
4	15	PAOZZ	6210-00-754-8134	SMC349983	80063	SHIELD, LIGHT	EA	10

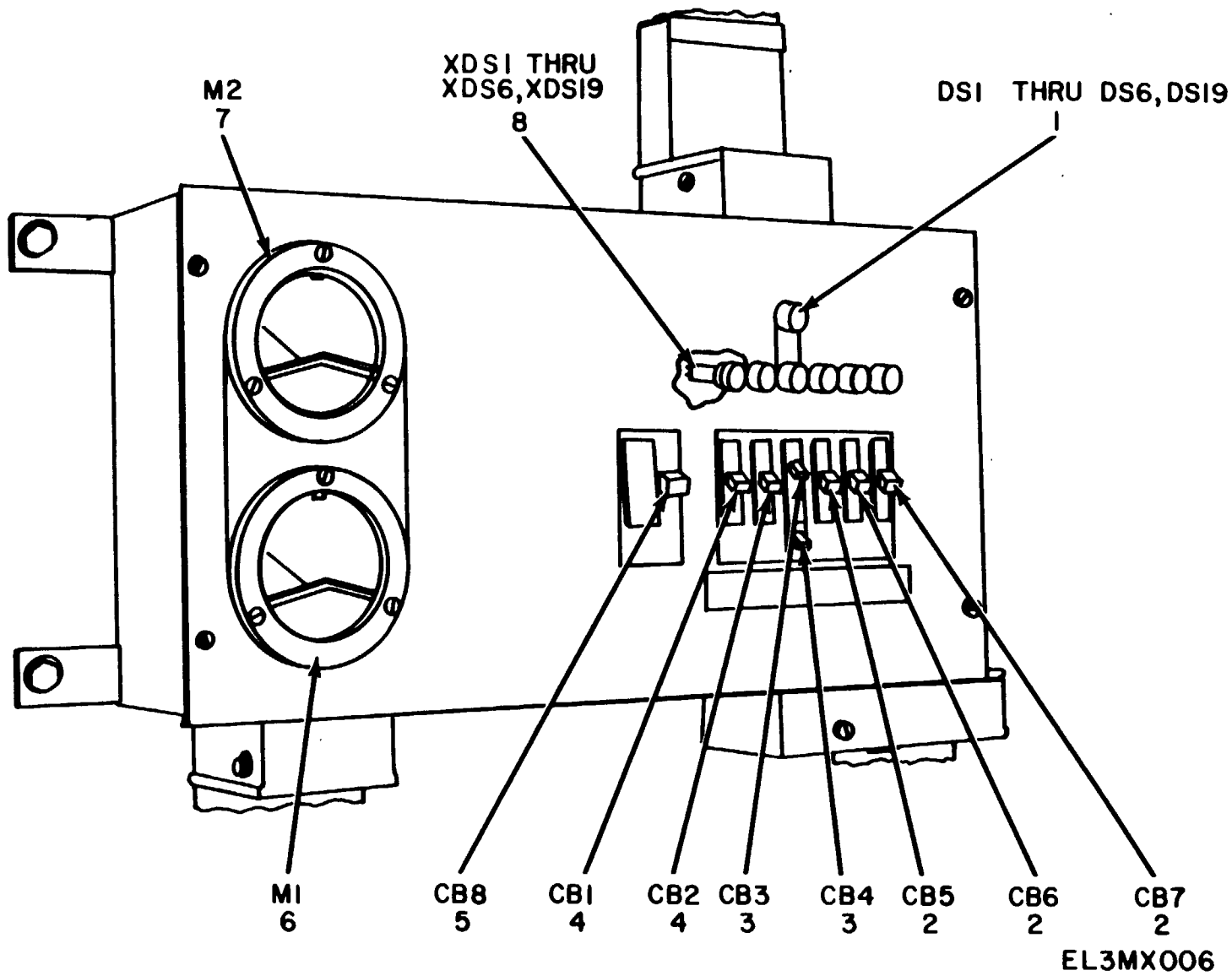


Figure 5. Shelter, Electrical Equipment S-372/MSC-32A, Power Distribution Panel.

SECTION II									
(1)	(2)	(3)	(4)	(5)	(6)	(7)	(8)		
ILLUSTRATION									
(a)	(b)		NATIONAL	PART					(8)
FIG	ITEM	SMR	STOCK	NUMBER	FSCM	DESCRIPTION	USABLE ON CODE	U\M	INC
NO.	NO.	CODE	NUMBER	NUMBER					IN
									UNIT
5	1	PAOZZ	6240-00-223-9100	NE-51	72619	LAMP,GLOW		EA	7
5	2	PAFZZ	5925-00-583-7941	Q0-120	90211	CIRCUIT BREAKER		EA	3
5	3	XDFZZ		20A-20A	90211	CIRCUIT BREAKER		EA	2
5	4	PAFZZ	5925-00-818-4811	Q0-115	90211	CIRCUIT BREAKER		EA	2
5	5	PAFZZ	5925-00-785-9531	Q0-260	90211	CIRCUIT BREAKER		EA	1
5	6	PAFZZ	6625-00-341-4071	MR36W150ACVVR	81349	VOLTMETER		EA	1
5	7	PAFZZ	6625-00-892-5315	MR36W050SPECR	81349	AMMETER		EA	1
5	8	PAFZZ	6210-00-087-4248	37-0408-0331-245	72619	LAMPHOLDER		EA	7

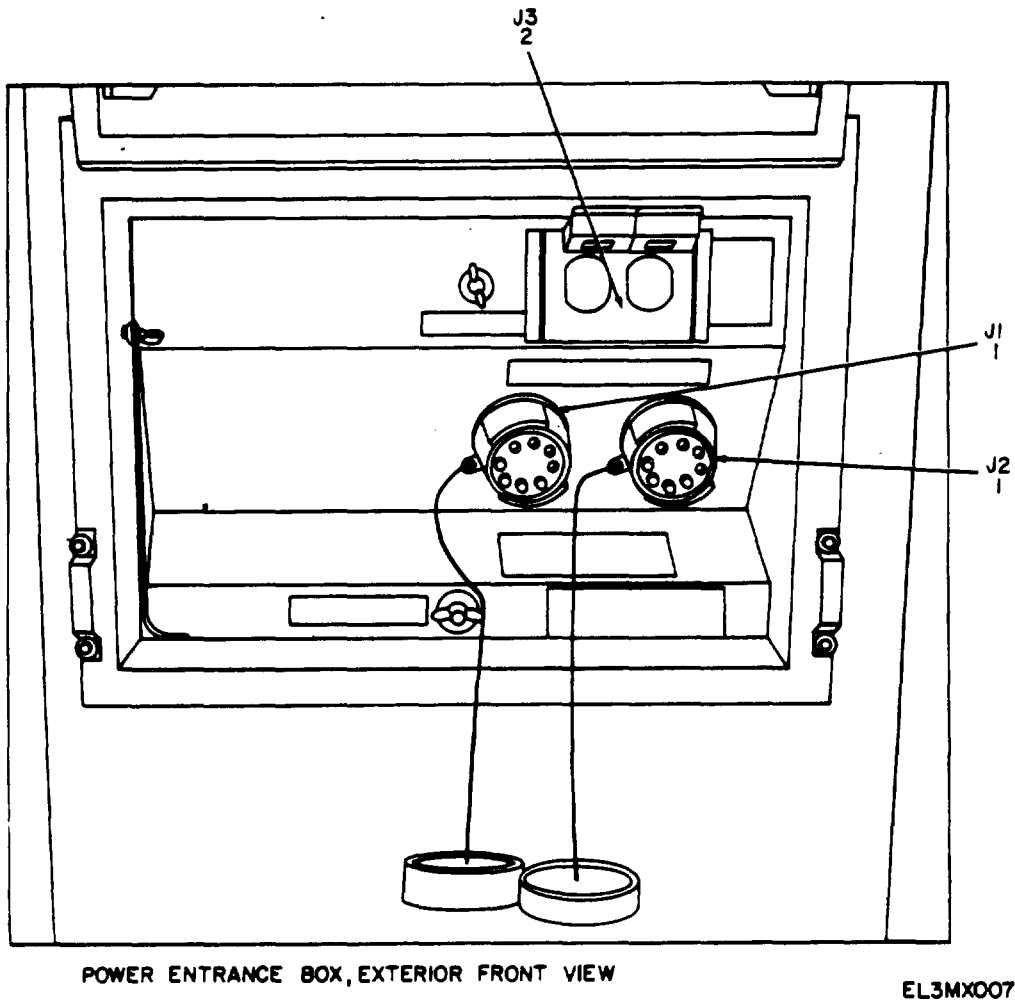


Figure 6. Shelter, Electrical Equipment S-372/MS-32A. Power Entrance Box, Front View.

SECTION II

(1) ILLUSTRATION (a) FIG NO.	(2) (b) ITEM NO.	(3) SMR CODE	(4) NATIONAL STOCK NUMBER	(5) PART NUMBER	(6) FSCM	(6) DESCRIPTION	USABLE ON CODE	(7) U\M	(8) QTY INC IN UNIT
6	1	PAFZZ	5935-00-064-5732	U-238/G	80058	CONNECTOR, RCPT, ELEC		EA	2
6	2	PAFZZ	5935-00-283-4003	5262	74545	CONNECTOR, RCPT, ELEC		EA	1

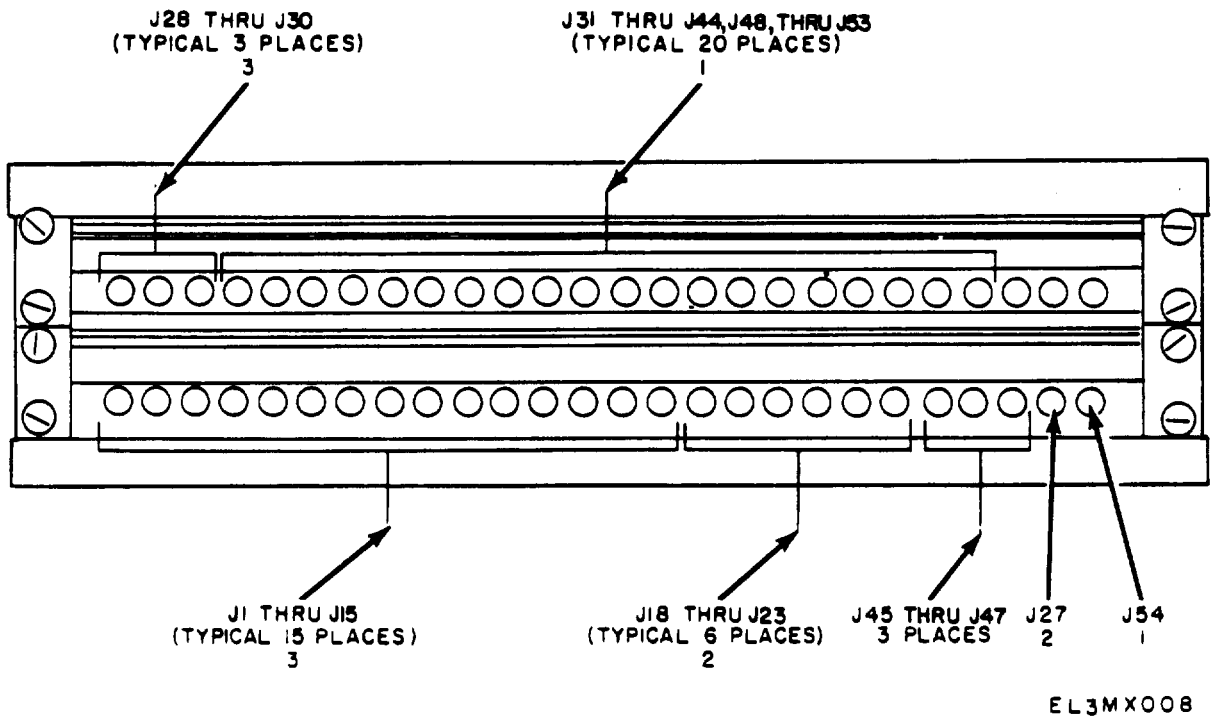


Figure 7. Shelter, Electrical Equipment S-372/MS-32A, Patch Panel.



SECTION II

(1) ILLUSTRATION (a) FIG NO.	(2) (b) ITEM NO.	(3) SMR CODE	(4) NATIONAL STOCK NUMBER	(5) PART NUMBER	(6) DESCRIPTION	(7) USABLE ON CODE	(8) QTY INC IN UNIT
7	1	PAOZZ	5935-00-192-4826	JJ-086	81349 JACK, TELEPHONE	EA	24
7	2	PAOZZ	5935-00-683-2746	MILJ641-6	81349 JACK, TELEPHONE	EA	7
7	3	PAOZZ	5935-00-228-4038	JJ-085	81349 JACK, TELEPHONE	EA	18

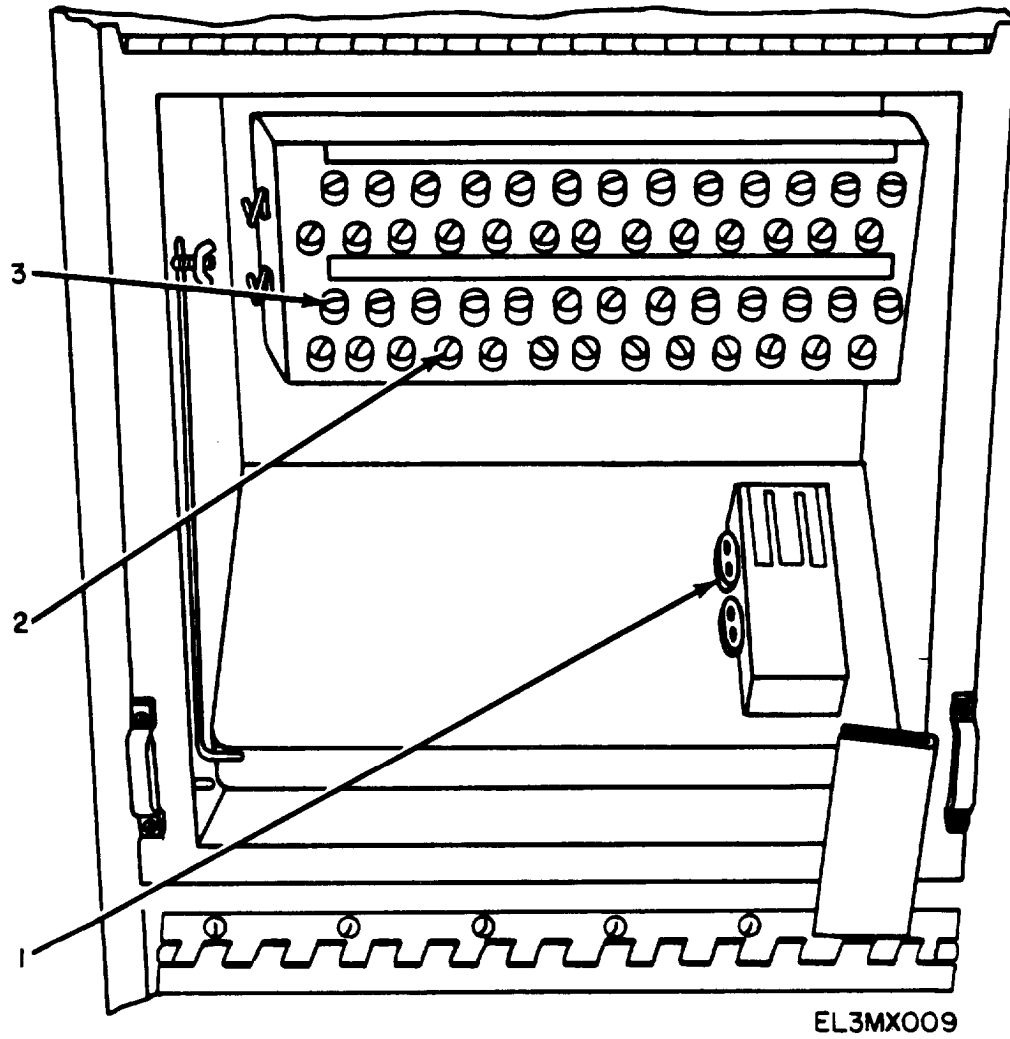


Figure 8. Shelter, Electrical Equipment S-372/MSC-32A, Signal Entrance Box, Exterior Front View.

SECTION II

(1) ILLUSTRATION (a) FIG NO.	(2) (b) ITEM NO.	(3) SMR CODE	(4) NATIONAL STOCK NUMBER	(5) PART NUMBER	(6) DESCRIPTION	(7) USABLE ON CODE	(8) QTY INC IN UNIT
8	1	PAFZZ	5935-00-682-0381	U-187/G	80058 CONNECTOR, RCPT, ELEC	EA	1
8	2	PAFZZ	5940-00-553-2581	U-106/U	80058 POST, BINDING	EA	52
8	3	PAFZZ	5970-00-869-6263	SCC76202-1	80063 CAP, ELECTRICAL	EA	52

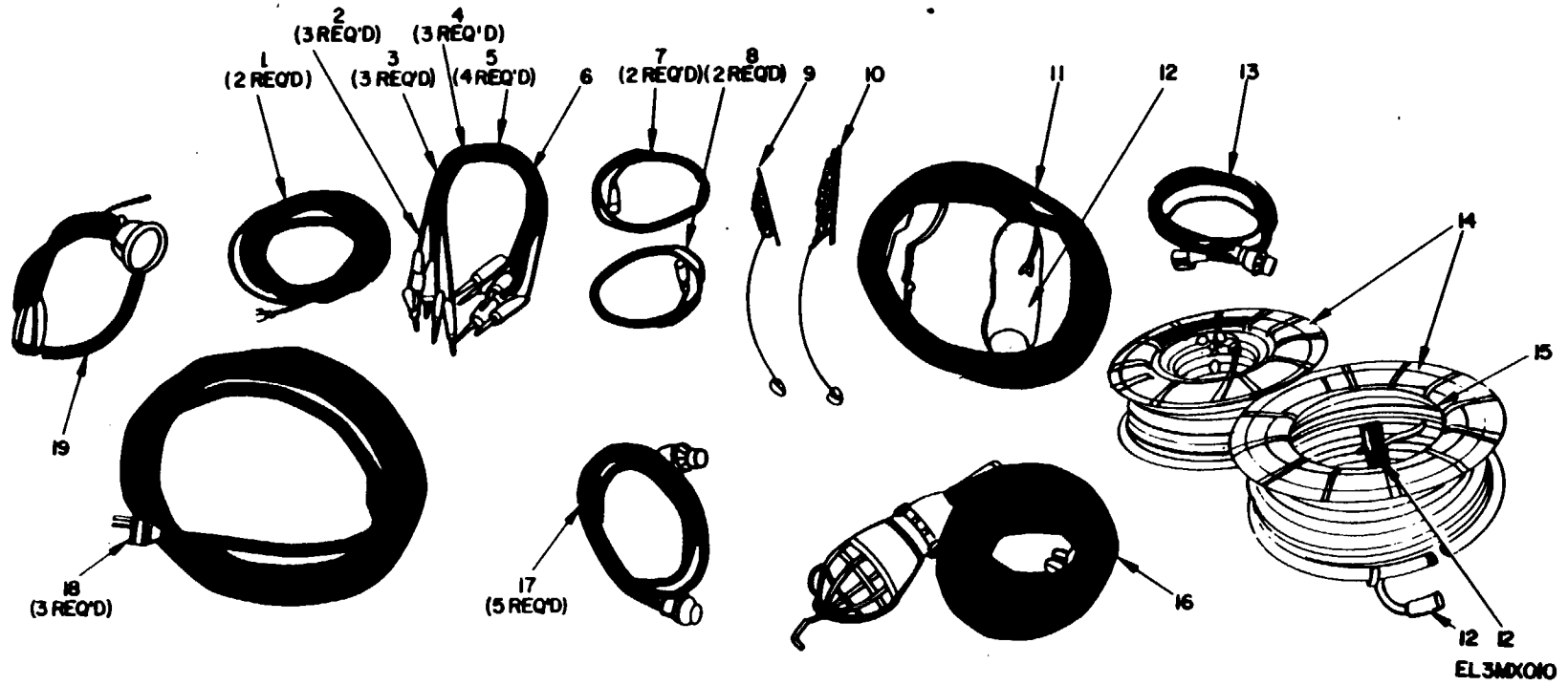


Figure 9. Shelter, Electrical Equipment S-372/MS-32A, Cable Assemblies.

SECTION II		(2)	(3)	(4)	(5)	(6)	(7)	(8)
(1)	(1)							
ILLUSTRATION			NATIONAL	PART		DESCRIPTION		QTY
(a)	(b)	SMR	STOCK	NUMBER	FSCM		USABLE ON CODE	INC
FIG	ITEM	CODE	NUMBER	NUMBER				IN
NO.	NO.							UNIT
9	1	PAOZZ	4940-00-752-2525	SMB539592	80063	LEAD, ELECTRICAL		EA 2
9	2	PAOZZ	5995-00-752-2516	SMD352593-GR3	80063	CORD ASSY, ELEC		EA 3
9	3	PAOZZ	5995-00-752-2515	SMD352594-GR3	80063	CORD ASSY, ELEC		EA 3
9	4	PAOZZ	5995-00-752-2594	SMD352595B-GR3	80063	CORD ASSY, ELEC		EA 3
9	5	PAOZZ	5995-00-752-2593	SMD352596-GR3	80063	CORD ASSY, ELEC		EA 4
9	6	PAOZZ	5995-00-752-2597	SMD352597-GR3	80063	CORD ASSY, ELEC		EA 1
9	7	PAOZZ	5995-00-889-0608	SMD384145-GR2	80063	CABLE ASSY, TEL		EA 2
9	8	PAOZZ	5995-00-823-3016	SMD384145-GR1	80063	CABLE ASSY, TEL		EA 2
9	9	PAOZZ	5120-00-776-9917	EQA-6-8P	95344	GRIP, CABLE, JAW		EA 13
9	10	PAOZZ	5120-00-776-9918	EQA-26S	95344	GRIP, CABLE, JAW		EA 12
9	11	PAOZZ	5995-00-889-0803	CX-4760A/U	80058	CABLE ASSY, TEL		EA 1
9	12	PAOZZ	5935-00-045-9830	U-1858/G	80058	CONNECTOR, PLUG, ELEC		EA 3
9	13	PAOZZ	5995-00-889-0923	SMC353715	80063	CABLE ASSY, TEL		EA 1
9	14	PAOZZ	5995-00-143-9858	RC-435/U	80058	REEL, CABLE		EA 2
9	15	PAOZZ	5995-00-681-8440	CX-4566A/U	80058	CABLE ASSY, TEL		EA 1
9	16	PAOZZ	6230-00-615-5384	W-L-661	81349	LIGHT, EXTENSION		EA 1
9	17	PAOZZ	5995-00-752-2566	SMD383873-GR3	80063	CABLE ASSY, TEL		EA 5
9	18	PAOZZ	5935-00-064-5731	U-237/G	80058	CONNECTOR, PLUG, ELEC		EA 3
9	19	PAOZZ	4940-00-752-2474	SMD350987	80063	CABLE ASSY, PWR, ELEC		EA 1

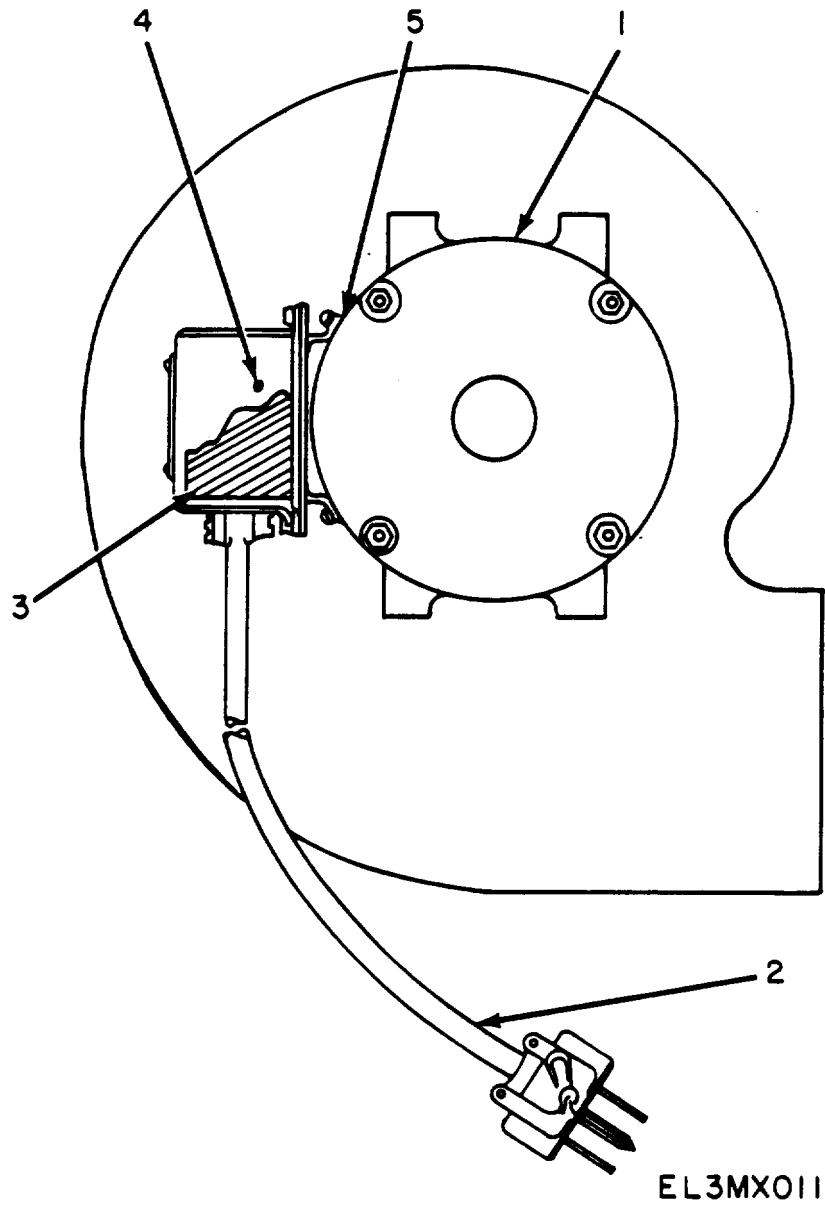


Figure 10. Blower, Exhaust SC-DL-543454.

SECTION II									
(1)	(2)	(3)	(4)	(5)	(6)	(7)	(8)		
ILLUSTRATION					DESCRIPTION		QTY	INC	
(a)	(b)	NATIONAL	PART	FSCM		USABLE ON CODE	U\M	IN	UNIT
FIG	ITEM	STOCK	NUMBER						
NO.	NO.	CODE	NUMBER						
GROUP 0102 BLOWER, EXHAUST SC-DL-543454									
10	1	XDFZZ	SCD539615	80063	MOTOR, BLOWER		EA	1	
10	2	XDFZZ	SCC539839	80063	CABLE ASSY, BLOWER		EA	1	
10	3	XDFZZ	SCB539831	80063	CAPACITOR		EA	1	
10	4	XDFZZ	SCC539617	80063	COVER, CAPACITOR BOX		EA	1	
10	5	XDFZZ	SCD539613	80063	BASE, CAPACITOR BOX		EA	1	

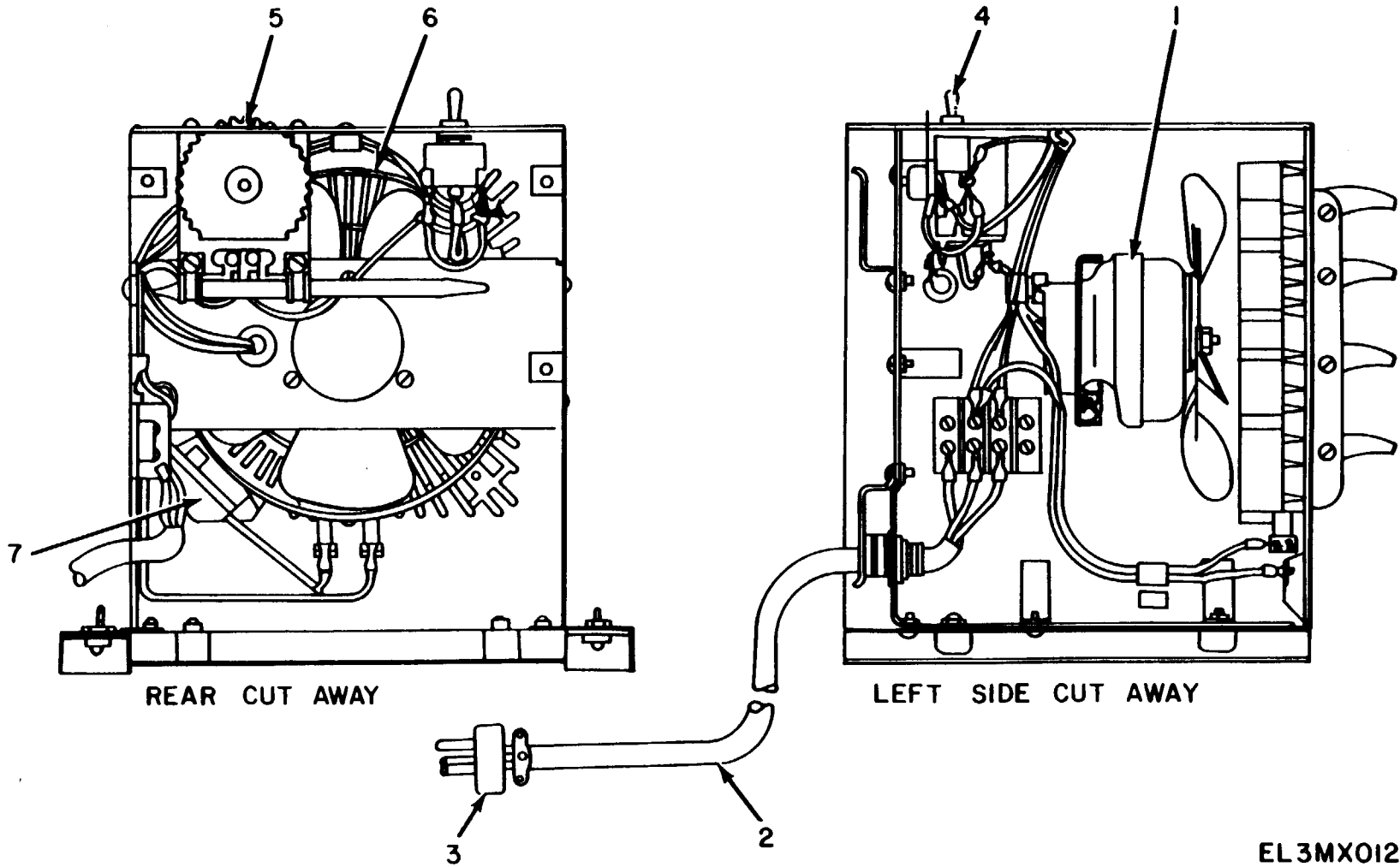


Figure 11. Heater, Electrical 1500 Watts (SCD539485).

EL3MX012



SECTION II									
(1)	(2)	(3)	(4)	(5)	(6)		(7)	(8)	
ILLUSTRATION									
(a)	(b)		NATIONAL		DESCRIPTION			INC	
FIG	ITEM	SMR	STOCK	PART		USABLE ON CODE	U\M	IN	
NO.	NO.	CODE	NUMBER	NUMBER	FSCM			UNIT	
						GROUP 0103 HEATER,ELECTRICAL 1500 WATTS(SCD539485)			
11	1	XDFZZ		SCC539650	80063	MOTOR	EA	1	
11	2	XDFZZ		SCC539906	80063	CABLE ASSY,HEATER	EA	1	
11	3	PAFZZ	5935-00-931-7490	UP221M	81349	CONNECTOR,PLUG,ELEC	EA	1	
11	4	PAFZZ	5930-00-702-6431	MS25307-212	96906	SWITCH,TOGGLE	EA	1	
11	5	XDFZZ		SCD539903	80063	THERMOSTAT	EA	1	
11	6	XDFZZ		SCD539902	80063	HEATER ELEMENT	EA	1	
11	7	XDFZZ		SCD539652	80063	THERMOSTAT	EA	1	

## NATIONAL STOCK NUMBER AND PART NUMBER INDEX

NOTE: LATEST NATIONAL STOCK NUMBER AND PART NUMBER ASSIGNMENTS ARE INCLUDED AT END OF INDEX

STOCK NUMBER	FIGURE NO.	ITEM NO.	STOCK NUMBER	FIGURE NO.	ITEM NO.
5935-00-045-9830	9	12	5995-00-681-8440	9	15
5935-00-064-5731	9	18	5935-00-682-0381	8	1
5935-00-064-5732	6	1	5930-00-702-6431	11	4
6210-00-087-4248	5	8	5950-00-705-9105	3	2
5915-00-116-8916	4	14	6230-00-729-9614	3	8
6240-00-143-3070	4	1	4940-00-752-2474	9	19
5995-00-143-9858	9	14	5995-00-752-2515	9	3
6240-00-155-7786	3	9	5995-00-752-2516	9	2
5935-00-192-1294	3	17	4940-00-752-2525	9	1
5935-00-192-4826	7	1	5995-00-752-2566	9	17
5935-00-228-4038	7	3	5995-00-752-2597	9	6
5120-00-251-4489	3	6	5999-00-752-6011	2	5
5935-00-283-2884	2	4	6210-00-754-8134	4	15
5935-00-283-2950	2	6	5120-00-776-9917	9	9
5935-00-283-4003	3	14	5120-00-776-9918	9	10
5935-00-283-4003	4	6	5925-00-785-9531	5	5
5935-00-283-4003	6	2	5935-00-792-3954	3	13
5110-00-293-2339	2	2	6645-00-800-7094	2	1
5120-00-293-2692	3	11	6250-00-804-3449	4	11
5120-00-293-2696	3	10	5925-00-818-4811	5	4
6250-00-299-2884	4	13	5995-00-823-3016	9	8
6240-00-299-5876	4	5	5930-00-827-0034	4	4
6250-00-299-6562	4	2	5970-00-869-6263	8	3
7920-00-342-4521	3	7	5995-00-889-0608	9	7
5935-00-350-1834	3	16	5995-00-889-0803	9	11
5935-00-350-1834	4	3	5995-00-889-0923	9	13
5935-00-350-1834	4	8			
6240-00-538-8447	4	9	6625-00-892-5315	5	7
5940-00-553-2581	8	2	2540-00-892-6243	2	3
4210-00-595-4085	3	5	5935-00-931-7490	11	3
6230-00-615-5384	9	16	5935-00-933-3454	3	4

PART NUMBER	FSCM	FIG NO	ITEM NO	PART NUMBER	FSCM	FIG NO	ITEM NO
BZ2RQ181	91929	3	1	SMB539592	80063	9	1
CX-4566A/U	80058	9	15	SMC349983	80063	4	15
CX-4760A/U	80058	9	11	SMC353715	80063	9	13
CX7453AU100FT	80058	4	7	SMD350987	80063	9	19
EQA-26S	95344	9	10	SMD352594-GR3	80063	9	3
EQA-6-8P	95344	9	9	SMD352595B-GR3	80063	9	4
FS-2	71183	4	13	SMD352596-GR3	80063	9	5
F20T12/CW	8808	4	9	SMD352597-GR3	80063	9	6
GGG-A-926	81349	2	2				
JJ-085	81349	7	3	SMD383873-GR3	80063	9	17
JJ-086	81349	7	1	SMD384145-GR1	80063	9	8
MIL-C-10436	81349	2	7	SMD384145-GR2	80063	9	7
MR36W050SPECR	81349	5	7	U-106/U	80058	8	2
MR36W150ACVVR	81349	5	6	U-185B/G	80058	9	12
MS25307-212	96906	11	4	U-187/G	80058	8	1
MS3108B-28-12P	81349	3	17	U-237/G	80058	9	18
MS31102A-28-12S	81349	3	13	U-238/G	80058	6	1
MX-148/G	80058	3	12				
MX-3391/G	80058	2	3	U-77/U	80058	2	6
NE-34	80058	4	5	U-78/U	80058	2	4
NE-51	72619	5	1	UP221M	81349	11	3
PR-2	8808	3	9	W-L-661	81349	9	16
Q0-115	90211	5	4	1201	74545	4	4
Q0-120	90211	5	2	15	79796	3	6
Q0-260	90211	5	5	20A-20A	90211	5	3
RB-1	33525	3	5	2106-7	32572	3	8
RC-435/U	80058	9	14	3CT-35B	93993	3	2
S-372/MS-32A	80058	1	1	37-0408-0331-245	72619	5	8
SCB539831	80063	10	3	4109	74545	4	2
SCC539469	80063	3	7	50W/RS	8808	4	1
SCC539475	80063	2	1	5261	74545	3	16
SCC539617	80063	10	4	5261	74545	4	3
SCC539650	80063	11	1	5261	74545	4	8
SCC539839	80063	10	2	5262	74545	3	14
SCC539906	80063	11	2	5262	74545	4	6
SCC76202-1	80063	8	3	5262	74545	6	2
SCD19393	80063	7	2	536	74545	3	4
SCD539613	80063	10	5	5521-1	8808	3	3
SCD539615	80063	10	1	591B	2777	4	14
SCD539652	80063	11	7	6.98E+08	80063	4	12
SCD539899	80063	3	18	7113	95344	3	10
SCD539901	80063	3	15				
SCD539902	80063	11	6	89G457D	8808	4	11
SCD539903	80063	11	5	9113	59344	3	11
SCD68428	80063	2	5				

## SECTION IV NATIONAL STOCK NUMBER AND PART NUMBER INDEX

## LATEST NATIONAL STOCK NUMBER ASSIGNMENTS

STOCK NUMBER	FIG.	ITEM	STOCK NUMBER	FIG.	ITEM
	NO.	NO.		NO.	NO.
6250-00-174-4684	4	12	5935-00-683-2746	7	2
5815-00-198-4438	1	11	5805-00-715-6171	1	6
6240-00-223-9100	5	1	5995-00-752-2593	9	5
4520-00-224-7909	3	15	5995-00-752-2594	9	4
5975-00-274-5260	3	12	5830-00-752-5357	2	5
6250-00-299-6093	4	10	5930-00-837-3665	3	1
6625-00-341-4071	5	6	5930-00-865-6101	3	3
5805-00-411-8103	1	3	5965-00-876-2375	1	2
5820-00-503-1250	1	10	5820-00-892-0864	1	9
5805-00-543-0012	1	4	5410-00-930-0886	1	1
5925-00-583-7941	5	2			

## LATEST PART NUMBER ASSIGNMENTS

PART NUMBER	FSCM	FIG	ITEM	PART NUMBER	FSCM	FIG	ITEM
		NO	NO			NO	NO
ANGGC3	80058	1	7	S280BG	80058	2	10
AN/VRC-47	80058	1	9	SB-22A/PT	80058	1	6
				SMD352593-GR3	80063	9	2
H144CU	81349	1	5	TA-312/PT	80058	1	4
J-1077A/U	80058	2	7	TH-22/TG	80058	1	3
LS147CFI	80058	2	5	TT98FG	80058	1	8
LS-454/U	80058	1	2	TT4ATG	80063	1	11
MILA14372	81349	3	19	4300W	71183	4	10
MILJ641-6	81349	7	2				
R-392/URR	80058	1	10				

## ADDITIONAL LATEST NATIONAL STOCK NUMBER ASSIGNMENTS

STOCK NUMBER	FIG.	ITEM
	NO.	NO.
5410-00-117-2868	2	10
6605-00-151-5337	2	9
5815-00-503-2764	1	8
5815-00-503-3309	1	7
4120-00-542-4014	3	19
5965-00-682-2769	1	5
5995-00-926-7831	4	7
6110-00-985-7574	2	7



RECOMMENDED CHANGES TO EQUIPMENT TECHNICAL MANUALS



**SOMETHING WRONG WITH THIS MANUAL?**

THEN...JOT DOWN THE DOPE ABOUT IT ON THIS FORM, TEAR IT OUT, FOLD IT AND DROP IT IN THE MAIL!

FROM: (YOUR UNIT'S COMPLETE ADDRESS)

Commander  
Stateside Army Depot  
ATTN: AMSTA-US  
Stateside, N.J. 07703

DATE 10 July 1975

PUBLICATION NUMBER TM 11-5840-340-12	DATE 23 Jan 74	TITLE Radar Set AN/SPS-76
---	-------------------	------------------------------

BE EXACT...PIN-POINT WHERE IT IS				IN THIS SPACE TELL WHAT IS WRONG AND WHAT SHOULD BE DONE ABOUT IT:
PAGE NO.	PARA-GRAPH	FIGURE NO.	TABLE NO.	
2-25	2-28			<p>Recommend that the installation antenna alignment procedure be changed throughout to specify a 2° IFF antenna lag rather than 1°.</p> <p>REASON: Experience has shown that with only a 1° lag, the antenna servo system is too sensitive to wind gusting in excess of 27 knots, and has a tendency to rapidly accelerate and decelerate as it hunts, causing strain to the drive train. Hunting is minimized by adjusting the lag to 2° without degradation of operation.</p>
3-10	3-3		3-1	<p>Item 5, Functions column. Change "2 db" to "3db."</p> <p>REASON: The adjustment procedure for the TRANS POWER FAULT indicator calls for a 3 db (500 watts) adjustment to light the TRANS POWER FAULT indicator.</p>
5-6	5-8			<p>Add new step f.1 to read, "Replace cover plate removed in step e.1, above."</p> <p>REASON: To replace the cover plate.</p>
		F03		<p>Zone C 3. On J1-2, change "+24 VDC to "+5 VDC."</p> <p>REASON: This is the output line of the 5 VDC power supply. + 24 VDC is the input voltage.</p>

TEAR ALONG DOTTED LINE

TYPED NAME, GRADE OR TITLE, AND TELEPHONE NUMBER SSG I. M. DeSpirito 999-1776	SIGN HERE: <i>SSG I. M. DeSpirito</i>
--	--

DA FORM 2028-2 (TEST) AUG 74 P.S.--IF YOUR OUTFIT WANTS TO KNOW ABOUT YOUR MANUAL "FIND" MAKE A CARBON COPY OF THIS AND GIVE IT TO YOUR HEADQUARTERS.

HISA 1686-75





# SOMETHING WRONG WITH THIS MANUAL?

THEN... JOT DOWN THE DOPE ABOUT IT ON THIS FORM, TEAR IT OUT, FOLD IT AND DROP IT IN THE MAIL!

FROM: (YOUR UNIT'S COMPLETE ADDRESS)

DATE

PUBLICATION NUMBER

DATE

TITLE

BE EXACT... PIN-POINT WHERE IT IS

IN THIS SPACE TELL WHAT IS WRONG AND WHAT SHOULD BE DONE ABOUT IT:

PAGE NO.	PARA-GRAPH	FIGURE NO.	TABLE NO.
----------	------------	------------	-----------

TEAR ALONG DOTTED LINE

TYPED NAME, GRADE OR TITLE, AND TELEPHONE NUMBER

SIGN HERE:

FILL IN YOUR  
UNIT'S ADDRESS



FOLD BACK

DEPARTMENT OF THE ARMY



OFFICIAL BUSINESS

Commander  
US Army Electronics Command  
ATTN: DRSEL-MA-Q  
Fort Monmouth, New Jersey 07703

TEAR ALONG DOTTED LINE

FOLD BACK





FILL IN YOUR  
UNIT'S ADDRESS

FOLD BACK

DEPARTMENT OF THE ARMY

OFFICIAL BUSINESS

Commander  
US Army Electronics Command  
ATTN: DRSEL-MA-Q  
Fort Monmouth, New Jersey 07703

TEAR ALONG DOTTED LINE

FOLD BACK

RECOMMENDED CHANGES TO EQUIPMENT TECHNICAL MANUALS



THEN... JOT DOWN THE DOPE ABOUT IT ON THIS FORM, TEAR IT OUT, FOLD IT AND DROP IT IN THE MAIL!

# SOMETHING WRONG WITH THIS MANUAL?

FROM: (YOUR UNIT'S COMPLETE ADDRESS)

DATE

PUBLICATION NUMBER

DATE

TITLE

BE EXACT... PIN-POINT WHERE IT IS

IN THIS SPACE TELL WHAT IS WRONG AND WHAT SHOULD BE DONE ABOUT IT:

PAGE NO.	PARA-GRAPH	FIGURE NO.	TABLE NO.
----------	------------	------------	-----------

TEAR ALONG DOTTED LINE

TYPED NAME, GRADE OR TITLE, AND TELEPHONE NUMBER

SIGN HERE:

DA FORM 2028-2 (TEST)  
1 AUG 74

P.S.--IF YOUR OUTFIT WANTS TO KNOW ABOUT YOUR MANUAL "FIND," MAKE A CARBON COPY OF THIS AND GIVE IT TO YOUR HEADQUARTERS.

FILL IN YOUR  
UNIT'S ADDRESS

FOLD BACK

DEPARTMENT OF THE ARMY

OFFICIAL BUSINESS

Commander  
US Army Electronics Command  
ATTN: DRSEL-MA-Q  
Fort Monmouth, New Jersey 07703

FOLD BACK

TEAR ALONG DOTTED LINE

By Order of the Secretary of the Army:

**BERNARD W. ROGERS**  
*General, United States Army*  
*Chief of Staff*

**Official:**

**PAUL T. SMITH**  
*Major General, United States Army*  
*The Adjutant General*

**Distribution:**

*Active Army:*

USASA (2)  
 COE (1)  
 USAARENBD (1)  
 DARCOM (1)  
 TRADOC (2)  
 OS Maj Comd (4)  
 TECOM (2)  
 USACC (4)  
 MDW (1)  
 Armies (2)  
 Corps (2)  
 HISA (Ft Monmouth) (33)  
 Svc Colleges (1)  
 USASIGS (5)  
 USAADS (2)  
 USAFAS (2)  
 USAARMS (2)  
 USAIS (2)  
 USAES (2)  
 USAICS (3)  
 MAAG (1)  
 USARMIS (1)  
 USAERDAA (1)  
 USAERDAW (1)  
 USA Dep (2)  
 Sig Sec USA Dep (2)  
 Sig Dep (2)  
 Sig FLDMS (1)  
 Fort Carson (5)

Fort Gillem (10)  
 Fort Gordon (10)  
 Fort Huachuca (10)  
 Ft Richardson (ECOM Ofc) (2)  
 Army Dep (1) except  
 LBAD (14)  
 SAAD (30)  
 TOAD (14)  
 SHAD (3)  
 Units org under fol TOE: (1)  
 11-15  
 11-16  
 11-17  
 11-45  
 11-85  
 11-86  
 11-87  
 11-97  
 11-98  
 11-116  
 11-117  
 11-225  
 11-226  
 11-247  
 11-327  
 11-357  
 11-500 (AA-AC)  
 31-105

**NG: None**  
**USAR: None**

For explanation of abbreviations used, see AR 310-50.









This fine document...

Was brought to you by me:



## [Liberated Manuals -- free army and government manuals](#)

Why do I do it? I am tired of sleazy CD-ROM sellers, who take publicly available information, slap “watermarks” and other junk on it, and sell it. Those masters of search engine manipulation make sure that their sites that sell free information, come up first in search engines. They did not create it... They did not even scan it... Why should they get your money? Why are not letting you give those free manuals to your friends?

I am setting this document FREE. This document was made by the US Government and is NOT protected by Copyright. Feel free to share, republish, sell and so on.

I am not asking you for donations, fees or handouts. If you can, please provide a link to [liberatedmanuals.com](http://liberatedmanuals.com), so that free manuals come up first in search engines:

<A HREF=<http://www.liberatedmanuals.com/>>Free Military and Government Manuals</A>

- Sincerely  
Igor Chudov  
<http://igor.chudov.com/>
- [Chicago Machinery Movers](#)