

**TECHNICAL MANUAL**

**ORGANIZATIONAL MAINTENANCE REPAIR PARTS AND SPECIAL TOOLS LIST**

**FOR**

**SIGNAL LAMP EQUIPMENTS**

**SE-11 AND SE-11A**

**(NSN 5850 00-407-6671)**

---

**HEADQUARTERS, DEPARTMENT OF THE ARMY**

TECHNICAL MANUAL }  
No. 11-5850-201-20P }

HEADQUARTERS  
DEPARTMENT OF THE ARMY  
WASHINGTON, DC, 21 July 1977

ORGANIZATIONAL MAINTENANCE REPAIR PARTS AND  
SPECIAL TOOLS LIST  
FOR

SIGNAL LAMP EQUIPMENTS  
SE-11 AND SE-11A  
(NSN 5850-00-407-6671)

*Current as of 11 May 1977*

REPORTING OF ERRORS

You can improve this manual by recommending improvements using DA Form 2028-2 (Test) located in the back of the manual. Simply tear out the self addressed form, fill it out as shown on the sample, fold it where shown, and drop it in the mail.

If there are no blank DA Form 20282 (Test) in the back of your manual, use the standard DA Form 2028 (Recommended Changes to Publication and Blank Forms) and forward to the Commander, US Army Electronics Command, ATTN: DRSEL-MA-Q, Fort Monmouth, New Jersey 07703. In either case a reply will be furnished direct to you.

		Page	Illus Figure
SECTION I.	INTRODUCTION.....	1	
II.	REPAIR PARTS LIST.....	5	
Group 00	Signal Lamp Equipment SE-11, SE-11A.....	5	1
01	Signal Lamp M-227, M-438.....	7	2, 3
	0101 Relay assembly (No parts authorized)		
	0102 Front hood (No parts authorized)		
02	Tripod LG-21 (No parts authorized)		
03	Cable Assembly, Power Electrical CD-701 (No parts authorized)		
SECTION III.	SPECIAL TOOLS LIST (NOT APPLICABLE)		
IV.	NATIONAL STOCK NUMBER AND PART NUMBER INDEX.....	10	

\*This manual supersedes TM 11-5850-201-20P, 2 February 1970.

**SECTION I  
INTRODUCTION**

---

**1. Scope**

This manual lists spares and repair parts; special tools; special test, measurement, and diagnostic equipment (TMDE), and other special support equipment required for performance of organizational maintenance of the SE-11 and SE-11A. It authorizes the requisitioning and issue of spares and repair parts as indicated by the source and maintenance codes.

**2. General**

This Repair Parts and Special Tools List is divided into the following sections:

- a. *Section II. Repair Parts List.* A list of spares and repair parts authorized for use in the performance of maintenance. The list also includes parts which must be removed for replacement of the authorized parts. Parts lists are composed of functional groups in numeric sequence, with the parts in each group listed in figure and item number sequence.
- b. *Section III. Special Tools List.* Not applicable.
- c. *Section IV. National Stock Number and Part Number Index.* A list, in National item identification number (NIIN) sequence, of all National stock numbers (NSN) appearing in the listings, followed by a list, in alphameric sequence, of all part numbers appearing in the listings. National stock numbers and part numbers are cross-referenced to each illustration figure and item number appearance.

**3. Explanation of Columns**

a. *Illustration.* This column is divided as follows:

- (1) *Figure number.* Indicates the figure number of the illustration on which the item is shown.
- (2) *Item number.* The number used to identify item called out in the illustration.

b. *Source, Maintenance, and Recoverability (SMR) Codes.*

(1) *Source code.* Source codes indicate the manner of acquiring support items for maintenance, repair, or overhaul of end items. Source codes are entered in the first and second positions of the Uniform SMR Code format as follows:

Code	Definition
PA	-Item procured and stocked for anticipated or known usage.
XD	-A support item that is not stocked. When required, item will be procured through normal supply channels.

**NOTE**

Cannibalization or salvage may be used as a source of supply for any items source coded above except those coded XA and aircraft support items as restricted by AR 700-42.

(2) *Maintenance code.* Maintenance codes are assigned to indicate the levels of maintenance authorized to USE and REPAIR support items. The maintenance codes are entered in the third and fourth positions of the Uniform SMR Code format as follows:

(a) The maintenance code entered in the third position will indicate the lowest maintenance level authorized to remove, replace, and use the support item. The maintenance code entered in the third position will indicate one of the following levels of maintenance:

Code	Application/Explanation
O	-Support items is removed, replaced, used at the organizational level.

(b) The maintenance code entered in the fourth position indicates whether the item is to be repaired and identifies the lowest maintenance level with the capability to perform complete repair (i.e., all authorized maintenance functions). This position will contain one of the following maintenance codes:

Code	Application/Explanation
F	-The lowest maintenance level capable of complete repair of the support item is the direct support level.
Z	-Nonreparable. No repair is authorized.

(3) *Recoverability code.* Recoverability codes are assigned to support items to indicate the disposition action on unserviceable items. The recoverability code is entered in the fifth position of the Uniform SMR Code format as follows:

Recoverability codes	Definition
Z	-Nonreparable item. When unserviceable, condemn and dispose at the level indicated in position 3.
F	-Reparable item. When uneconomically repairable, condemn and dispose at the direct support level.

c. *National Stock Number.* Indicates the National stock number assigned to the item and will be used for requisitioning purposes.

d. *Part Number.* Indicates the primary number used by the manufacturer (individual, company, firm, corporation, or Government activity), which controls the design and characteristics of the item by means of its engineering drawings, specifications, standards, and inspection requirements to identify an item or range of items.

**NOTE**

When a stock numbered item is requisitioned, the repair part received may have a different part number than the part being replaced.

*e. Federal Supply Code for Manufacturer (FSCM).* The FSCM is a 5 digit numeric code listed in SB 708-42 which is used to identify the manufacturer, distributor, or Government agency, etc.

*f. Description.* Indicates the Federal item name and, if required, a minimum description to identify the item.

*g. Unit of Measure (U/M).* Indicates the standard of the basic quantity of the listed item as used in performing the actual maintenance function. This measure is expressed by a two-character alphabetical abbreviation (e.g., ea., in, pr, etc). When the unit of measure differs from the unit of issue, the lowest unit of issue that will satisfy the required units of measure will be requisitioned.

*h. Quantity Incorporated in Unit.* Indicates the quantity of the item used in the breakout shown on the illustration figure, which is prepared for a functional group, subfunctional group, or an assembly.

**4. Special Information**

a. Usable on codes are shown in the description column. Uncoded items are applicable to all models. Identification of the usable on codes used in this publication are:

<i>Code</i>	<i>Used on</i>
ADX	SE-11
ADY	SE-11A

b. The following publication pertains to the SE-11 and SE-11A and its components:

TM 11-5850-201-12, Signal Lamp Equipments SE-11 and SE-11A

c. The illustrations in this manual are identical to those published in TM 11-5850-201-34P. Only those parts assigned the third position SMR maintenance code "C" or "O" are listed in the tabular listing; therefore, there may be a break in the item number sequence. Only illustrations containing organizational authorized items appear in this manual.

**5. How to Locate Repair Parts**

a. When National stock number or part number is unknown.

(1) *First.* Using the table of contents, determine the functional group within which the item belongs. This is necessary since illustrations are prepared for functional groups and listings are divided into the same groups.

(2) *Second.* Find the illustration covering the functional group to which the item belongs.

(3) *Third.* Identify the item on the illustration and note the illustration figure and item number of the item.

(4) *Fourth.* Using the Repair Parts Listing, find the figure and item number noted on the illustration.

b. When National stock number or part number is known.

(1) *First.* Using the Index of National Stock Numbers and Part Numbers, find the pertinent National stock number or part number. This index is in NIIN sequence followed by a list of part numbers in alphameric sequence, cross-referenced to the illustration figure and item number.

(2) *Second.* After finding the figure and item number, locate the figure and item number in the repair parts list.

**6. Abbreviations**

Not applicable.

**(Next printed page is 4)**




Figure 1. Signal Lamp Equipment SE-11 and SE-11A.

SECTION II

TM 11-5850-201-20P

(1)		(2)	(3)	(4)	(5)	(6)	(7)	(8)
ILLUSTRATION		SMR CODE	NATIONAL STOCK NUMBER	PART NUMBER	FSCM	DESCRIPTION  USABLE ON CODE	U/M	QTY INC IN UNIT
(a) FIG NO.	(b) ITEM NO.							
1	4	PAOFF	5850-00-498-8141	LG21	80058	GROUP 00 SIGNAL LAMP EQUIPMENT SE-11 AND SE-11A	EA	1
1	12	XDOFF		SCD8978	80063	TRIPOD CABLE ASSY, PWR.ELEC	EA	1

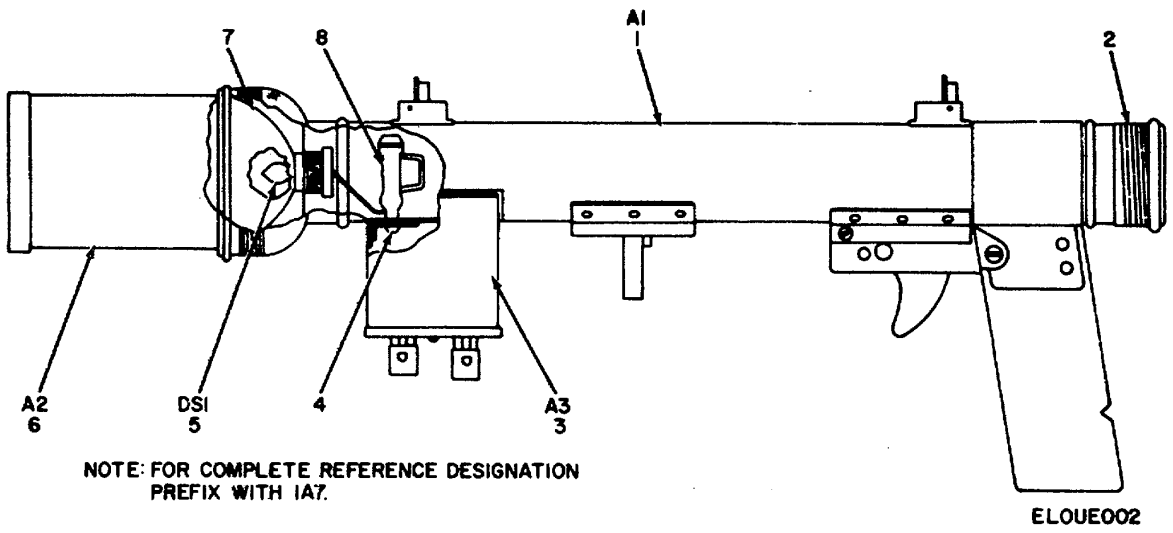


Figure 2. Signal Lamp M-227

SECTION II

TM 11-5850-201-20P

(1)		(2)	(3)	(4)	(5)	(6)	(7)	(8)	
ILLUSTRATION		SMR CODE	NATIONAL STOCK NUMBER	PART NUMBER	FSCM	DESCRIPTION	USABLE ON CODE	U/M	QTY INC IN UNIT
(a) FIG NO.	(b) ITEM NO.								
2 2	5 6	PAOZZ XDOFF	6240-00-299-6767	UM61 SCD8971	80063 80063	GROUP 01 SIGNAL LAMP M227 AND M438  LAMP, INCANDESCENT FRONT HOOD	ADX ADX	EA EA	1 1



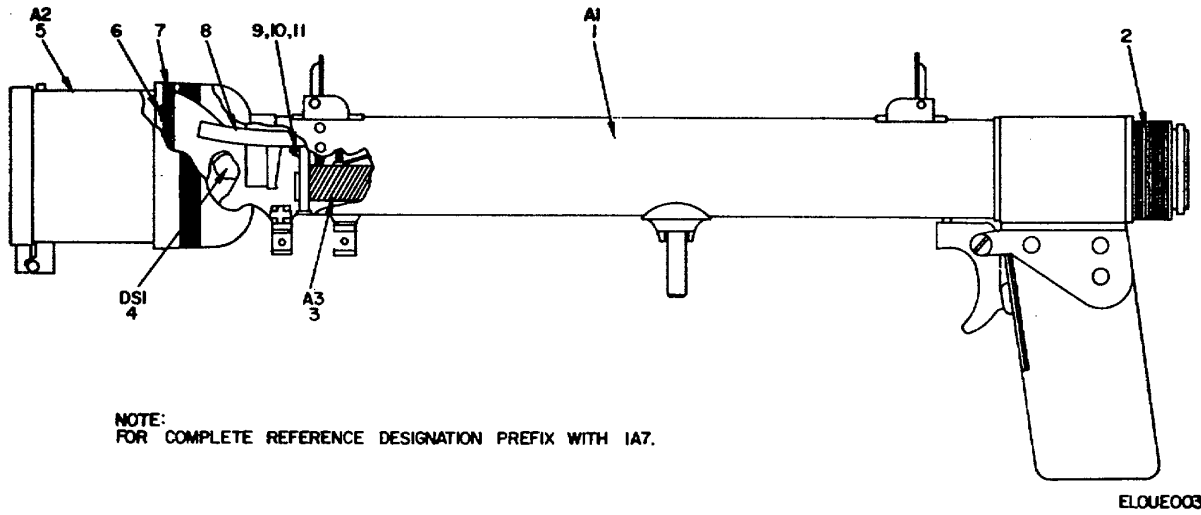


Figure 3. Signal Lamp M-438

SECTION II

TM 11-5850-201-20P

(1) ILLUSTRATION		(2)	(3)	(4)	(5)	(6)		(7)	(8)
(a) FIG NO.	(b) ITEM NO.	SMR CODE	NATIONAL STOCK NUMBER	PART NUMBER	FSCM	DESCRIPTION  USABLE ON CODE		U/M	QTY INC IN UNIT
3 3	4 5	PAOZZ XDOFF	6240-00-299-6767	LM61 SCD173222	80063 80063	LAMP, INCANDESCENT FRONT HOOD	ADY ADY	EA EA	1 1

NATIONAL STOCK NUMBER AND PART NUMBER INDEX

<u>STOCK NUMBER</u>	<u>FIGURE NO.</u>	<u>ITEM NO.</u>	<u>STOCK NUMBER</u>	<u>FIGURE NO.</u>	<u>ITEM NO.</u>
6240-00-299-6767	2	5	5850-00-498-8141	1	4
6240-00-299-6767	3	4			

<u>PART NUMBER</u>	<u>FSCM</u>	<u>FIG. NO.</u>	<u>ITEM NO.</u>	<u>PART NO.</u>	<u>FSCM</u>	<u>FIG. NO.</u>	<u>ITEM NO.</u>
LG21	80058	1	4	SCD17322	80063	3	5
LM16I	80063	2	5				
LM161	80063	3	4	SCD8971	80063	2	6
				SCD8978	80063	1	12

By Order of the Secretary of the Army:

**BERNARD W. ROGERS**  
*General, United States Army*  
*Chief of Staff*

Official:

**PAUL T. SMITH**  
*Major General, United States Army*  
*The Adjutant General*

Distribution:

**Active Army:**


USASA (2)	MAAG (1)
COE (1)	USARMIS (1)
TSG (1)	USAERDAA (1)
USAARENBD (1)	USAERDAW (1)
DARCOM (1)	Sig FLDMS (1)
TECOM (2)	Units org under fol TOE:-1 ea.
USACC (4)	1-55
TRADOC (2)	1-56
OS Maj Comd (4)	1-165
MDW (1)	1-166
Armies (2)	1-167
Corps (2)	1-256
Instl (2) except	5-405
Ft Gillem (10)	5-408
Ft Gordon (10)	7-168
Ft Huachuca (10)	10-206
Ft Carson (6)	11-97
SAAD (30)	11-98
LBAD (14)	11-117
TOAD (14)	11-127
SHAD (3)	11-500(AA-AC)
HISA (Ft Monmouth) (8)	29-56
Ft Richardson (ECOM Ofc) (2)	29-134
Sv c Colleges (1)	29-136
USAICS (3)	31-105
USAADS (2)	31-107
USAFAS (2)	55-116
USAARMS (2)	55-128
USAIS (2)	55-129
USAES (2)	55-138

ARNG: State AG (3); Units-Same as Active Army except allowance is one (1) copy each.

USAR: None.

For explanation of abbreviations used, see AR 310-50.

RECOMMENDED CHANGES TO EQUIPMENT TECHNICAL PUBLICATIONS



**SOMETHING WRONG WITH PUBLICATION**

*THEN...JOT DOWN THE DOPE ABOUT IT ON THIS FORM. CAREFULLY TEAR IT OUT, FOLD IT AND DROP IT IN THE MAIL.*

FROM: (PRINT YOUR UNIT'S COMPLETE ADDRESS)

DATE SENT

PUBLICATION NUMBER	PUBLICATION DATE	PUBLICATION TITLE
--------------------	------------------	-------------------

BE EXACT PIN-POINT WHERE IT IS				IN THIS SPACE, TELL WHAT IS WRONG AND WHAT SHOULD BE DONE ABOUT IT.
PAGE NO.	PARA-GRAPH	FIGURE NO.	TABLE NO.	

PRINTED NAME, GRADE OR TITLE AND TELEPHONE NUMBER	SIGN HERE
---	-----------

TEAR ALONG PERFORATED LINE

# THE METRIC SYSTEM AND EQUIVALENTS

## WEIGHT MEASURE

1 Centimeter = 10 Millimeters = 0.01 Meters = 0.3937 Inches  
 1 Meter = 100 Centimeters = 1000 Millimeters = 39.37 Inches  
 1 Kilometer = 1000 Meters = 0.621 Miles

## WEIGHTS

1 Gram = 0.001 Kilograms = 1000 Milligrams = 0.035 Ounces  
 1 Kilogram = 1000 Grams = 2.2 lb.  
 1 Metric Ton = 1000 Kilograms = 1 Megagram = 1.1 Short Tons

## LIQUID MEASURE

1 Milliliter = 0.001 Liters = 0.0338 Fluid Ounces  
 1 Liter = 1000 Milliliters = 33.82 Fluid Ounces

## SQUARE MEASURE

1 Sq. Centimeter = 100 Sq. Millimeters = 0.155 Sq. Inches  
 1 Sq. Meter = 10,000 Sq. Centimeters = 10.76 Sq. Feet  
 1 Sq. Kilometer = 1,000,000 Sq. Meters = 0.386 Sq. Miles

## CUBIC MEASURE

1 Cu. Centimeter = 1000 Cu. Millimeters = 0.06 Cu. Inches  
 1 Cu. Meter = 1,000,000 Cu. Centimeters = 35.31 Cu. Feet

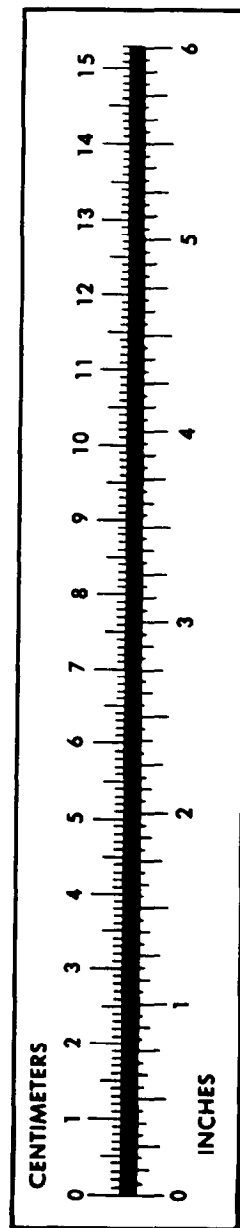
## TEMPERATURE

$5/9(^{\circ}\text{F} - 32) = ^{\circ}\text{C}$   
 212° Fahrenheit is equivalent to 100° Celsius  
 90° Fahrenheit is equivalent to 32.2° Celsius  
 32° Fahrenheit is equivalent to 0° Celsius  
 $9/5^{\circ}\text{C} + 32 = ^{\circ}\text{F}$

## APPROXIMATE CONVERSION FACTORS

TO CHANGE	TO	MULTIPLY BY
Inches	Centimeters	2.540
Feet	Meters	0.305
Yards	Meters	0.914
Miles	Kilometers	1.609
Square Inches	Square Centimeters	6.451
Square Feet	Square Meters	0.093
Square Yards	Square Meters	0.836
Square Miles	Square Kilometers	2.590
Acres	Square Hectometers	0.405
Cubic Feet	Cubic Meters	0.028
Cubic Yards	Cubic Meters	0.765
Fluid Ounces	Milliliters	29.573
its	Liters	0.473
arts	Liters	0.946
allons	Liters	3.785
Ounces	Grams	28.349
Pounds	Kilograms	0.454
Short Tons	Metric Tons	0.907
Pound-Feet	Newton-Meters	1.356
Pounds per Square Inch	Kilopascals	6.895
Miles per Gallon	Kilometers per Liter	0.425
Miles per Hour	Kilometers per Hour	1.609

TO CHANGE	TO	MULTIPLY BY
Centimeters	Inches	0.394
Meters	Feet	3.280
Meters	Yards	1.094
Kilometers	Miles	0.621
Square Centimeters	Square Inches	0.155
Square Meters	Square Feet	10.764
Square Meters	Square Yards	1.196
Square Kilometers	Square Miles	0.386
Square Hectometers	Acres	2.471
Cubic Meters	Cubic Feet	35.315
Cubic Meters	Cubic Yards	1.308
Milliliters	Fluid Ounces	0.034
Liters	Pints	2.113
Liters	Quarts	1.057
ers	Gallons	0.264
ms	Ounces	0.035
ograms	Pounds	2.205
Metric Tons	Short Tons	1.102
Newton-Meters	Pounds-Feet	0.738
Kilopascals	Pounds per Square Inch	0.145
ometers per Liter	Miles per Gallon	2.354
ometers per Hour	Miles per Hour	0.621



**PIN: 018564-000**

This fine document...

Was brought to you by me:



## [Liberated Manuals -- free army and government manuals](#)

Why do I do it? I am tired of sleazy CD-ROM sellers, who take publicly available information, slap “watermarks” and other junk on it, and sell it. Those masters of search engine manipulation make sure that their sites that sell free information, come up first in search engines. They did not create it... They did not even scan it... Why should they get your money? Why are not letting you give those free manuals to your friends?

I am setting this document FREE. This document was made by the US Government and is NOT protected by Copyright. Feel free to share, republish, sell and so on.

I am not asking you for donations, fees or handouts. If you can, please provide a link to [liberatedmanuals.com](http://liberatedmanuals.com), so that free manuals come up first in search engines:

<A HREF=<http://www.liberatedmanuals.com/>>Free Military and Government Manuals</A>

- Sincerely  
Igor Chudov  
<http://igor.chudov.com/>
- [Chicago Machinery Movers](#)