

TECHNICAL MANUAL
ORGANIZATIONAL MAINTENANCE REPAIR
PARTS AND SPECIAL TOOLS LIST
FOR
RECORDER-RE PRODUCER
SETS, SOUND
AN/TN H-24(V) 1
(NSN 5835-01-017-0958),
AN/TN H-24(V)2
(NSN 5835-01-018-4197),
AN/TN H-24(V)3
(NSN 5835-01-021-9681),
AND
AN/TN H-24(V)4
(NSN 5835-01-021-9680)
HEADQUARTERS, DEPARTMENT OF THE ARMY
9 JULY 1981

TECHNICAL MANUAL

No. 11-5835-247-20P

HEADQUARTERS
DEPARTMENT OF THE ARMY
WASHINGTON, DC, 9 July 1981

ORGANIZATIONAL MAINTENANCE REPAIR PARTS

AND SPECIAL TOOLS LIST

FOR

RECORDER-REPRODUCER SETS, SOUND

AN/TN H-24(V)1 (NSN 5835-01-017-0958),

AN/TN H-24(V)2 (NSN 5835-01-018-4197),

AN/TNH-24(V)3 (NSN 5835-01-021-9681),

AND

AN/TNH-24(V)4 (NSN 5835-01-021-9680)

Current as of 30 March 1981

REPORTING RECOMMENDING IMPROVEMENTS
 You can help improve this manual. If you find any mistakes or if you know of a way to improve the procedures, please let us know. Mail your letter, DA Form 2028 (Recommended Changes to Publications and Blank Forms), or DA Form 20282 located in back of this manual direct to Commander, US Army Communications and Electronics Materiel Readiness Command, ATTN: DRSEL-ME-MQ, Fort Monmouth, NJ 07703. In either case, a reply will be furnished direct to you **ERRORS AND.**

Table of Contents

		Page	Illus Figure
SECTION I.	Introduction	1	
	II. Repair Parts List.....	5	
Group 00	Recorder-Reproducer Sets, Sound AN/TNH-24(V)1 Through ANITNH-24(V)4	5	1
	01 High Speed Time Code Generator.....	7	2
	02 High Speed Time Code Reader	9	3
	04 Electronics Package Assembly	13	4
	0402 Power Supply Assembly	15	5
	0701 J Box	17	6
	08 Remote Alarm Unit with Cabinet.....	19	7
SECTION III	Special Tools List (Not applicable)		
IV.	National Stock Number and Part Number Index.....	20	

SECTION I
INTRODUCTION

1. Scope

This manual lists spares and repair parts; special tools; special test, measurement, and diagnostic equipment (TMDE), and other special support. equipment required for performance of organizational maintenance of the AN/TNH-24(V)1 through AN/TNH-24(V)4. It authorizes the requisitioning and issue of spares and repair parts as indicated by the source and maintenance codes.

2. General

This Repair Parts and Special Tools List is divided into the following sections:

a. *Section II. Repair Parts List.* A list of spares and repair parts authorized for use in the performance of maintenance. The list also includes parts which must be removed for replacement of the authorized parts. Parts lists are composed of functional groups in numeric sequence, with the parts in each group listed in figure and item number sequence.

b. *Section III. Special Tools List.* Not applicable.

c. *Section IV. National Stock Number and Part Number Index.* A list, in National item identification number (NIIN) sequence, of all National stock numbers (NSN) appearing in the listings, followed by a list, in alphameric sequence, of all part numbers appearing in the listings. National stock numbers and part numbers are cross-referenced to each illustration figure and item number appearance.

3. Explanation of Columns

a. *Illustration.* This column is divided as follows:

(1) *Figure number.* Indicates the figure number of the illustration on which the item is shown.

(2) *Item number.* The number used to identify item called out in the illustration.

b. *Source, Maintenance, and Recoverability (SMR) Codes*

(1) *Source code.* Source codes indicate the manner of acquiring support items for maintenance, repair, or overhaul of end items. Source codes are entered in the first and second positions of the Uniform SMR Code format as follows:

Code	Definition
------	------------

PA	Item procured and stocked for anticipated or known usage.
----	---

XA	Item is not procured or stocked because the requirements for the item will result in the replacement of the next higher assembly.
----	---

XD	- A support item that is not stocked. When required, item will be procured through normal channels.
----	---

NOTE

Cannibalization or salvage may be used as a source of supply for any items source coded above except those coded XA and aircraft support items as restricted by AR 700-42.

(2) *Maintenance code* Maintenance codes are assigned to indicate the levels of maintenance authorized to USE and REPAIR support items. The maintenance codes are entered in the third and fourth positions of the Uniform SMR Code format as follows:

(a) The maintenance code entered in the third position will indicate the lowest maintenance level authorized to remove, replace, and use the support item. The maintenance code entered in the third position will indicate one of the following levels of maintenance:

Code	Application/Explanation
------	-------------------------

O	Support item is removed, replace, used at the organizational level.
---	---

(b) The maintenance code entered in the fourth position indicates whether the item is to be repaired and identifies the lowest maintenance level with the capability to perform complete repair (i. e. all authorized maintenance functions). This position will contain one of the following maintenance codes:

Code	Application/Explanation
------	-------------------------

F	The lowest maintenance level capable of complete repair of the support item is the direct support level.
---	--

Z	Nonreparable. No repair is authorized.
---	--

(3) *Recoverability code* Recoverability codes are assigned to support items to indicate the disposition action on unserviceable items. The recoverability code is entered in the fifth position of the Uniform SMR Code format as follows:

Z	Nonreparable item. When unserviceable, condemn
---	--

and dispose at the level indicated in position 3.

- F Repairable item. When uneconomically repairable, condemn and dispose at the direct support level.
 - c. *National Stock Number.* Indicates the National stock number assigned to the item and will be used for requisitioning purposes.
 - d. *Federal Supply Code for Manufacturer (FSCM).*The FSCM is a 5-digit numeric code listed in SB 708-41/42 which is used to identify the manufacturer, distributor, or Government agency , *etc.*
 - e. *Part Number.* Indicates the primary number used by the manufacturer (individual, company, requirements to identify an item or range of items.

NOTE

When a stock numbered item is requisitioned, the repair part received may have a different part number than the part being replaced.

- f *Description.* Indicates the Federal item name and, if required, a minimum description to identify the item.
- g. *Unit of Measure (U/M)* Indicates the standard of the basic quantity of the listed item as used in performing the actual maintenance function. This measure is expressed by a two-character alphabetical abbreviation (e.g., ea, in, pr, etc). When the unit of measure differs from the unit of issue, lowest unit of issue that will satisfy the required units of measure will be requisitioned.
- h *Quantity Incorporated in Unit.* Indicates the quantity of the item used in the breakout shown on the illustration figure, which is prepared for a functional group, subfunctional group, or an assembly.

4. Special Information

a Usable on codes are shown in the description column. Uncoded items are applicable to all models. Identification of the usable on codes used in this publication are:

<i>Code</i>	<i>Used on</i>
DH6	AN/TNH-24(V)1
DH7	AN/TNH-24(V)2
DH8	AN/TNH-24(V)3
DH9	AN/TNH-24(V)4.

b. The following publication pertains to the AN/TNH-24(V)1 through AN/TNH-24(V)4 and their components TM 11-5835-247-12, Sound Recorder-Reproducer Sets AN/TNH-24(V)1 through (V)4

c. The illustrations in this manual are identical to those published in TM 11-5835-287-34P. Only those parts assigned the third position SMR maintenance code "C" or "O" are listed in the tabular listing; therefore, there may be a break in the item number sequence. Only illustrations containing organizational authorized items appear in this manual.

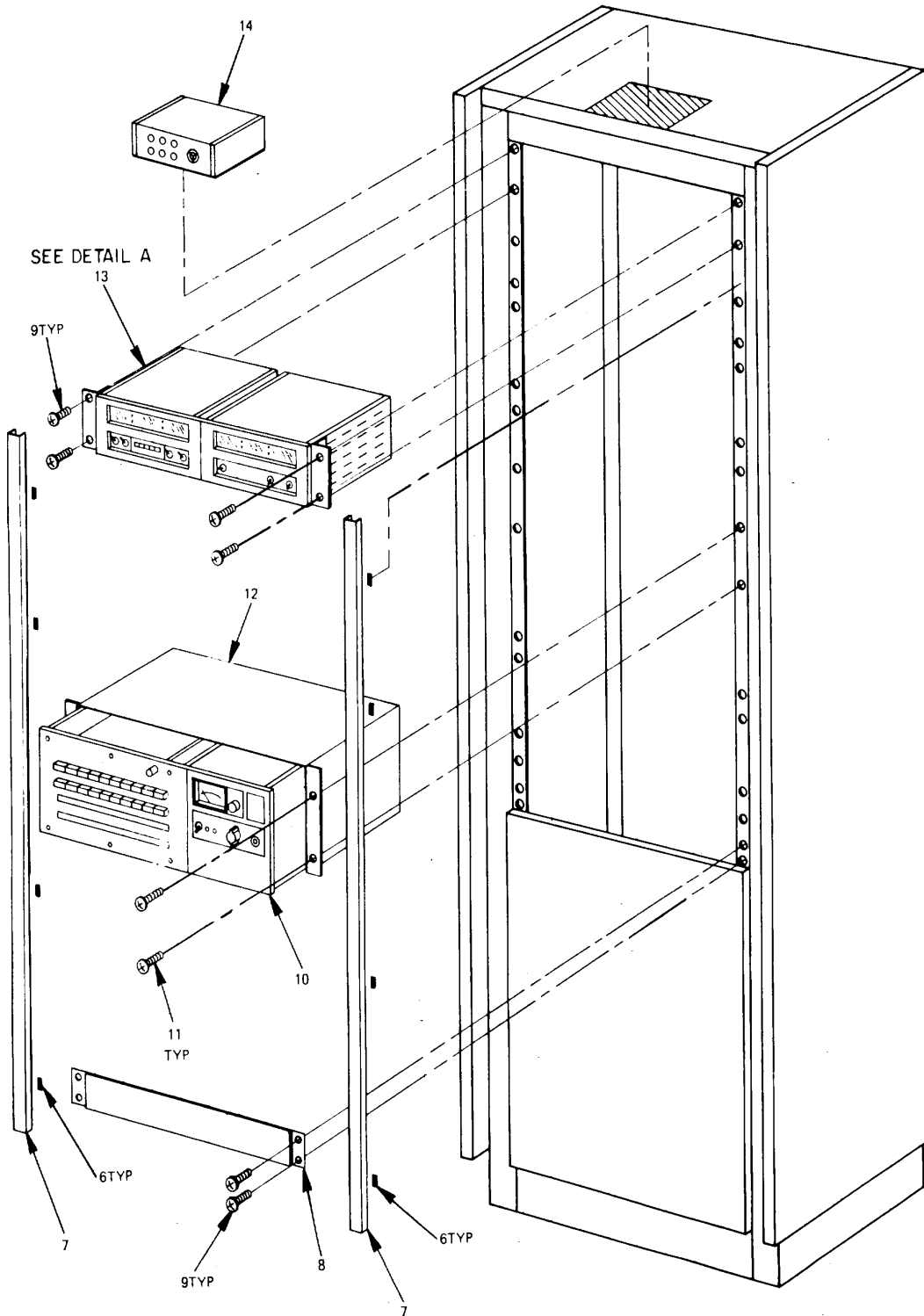
d National stock numbers (NSN's) that are missing from P source coded items have been applied for and will be added to this TM by future change/revision when they are entered in the Army Master Data File (AMDF). Until the NSN's are established and published, submit exception requisitions to Commander, US Army Communications and Electronics Materiel Readiness Command, ATTN: DRSEL-MM, Fort Monmouth, NJ 07703 for the part required to support your equipment.

5. How to Locate Repair Parts

- a. When National stock number or part number is unknown.
 - (1) *First.* Using the table of contents, determine the functional group within which the item belongs. This is necessary since illustrations are prepared for functional groups and listings are divided into the same groups.
 - (2) *Second* Find the illustration covering the functional group to which the item belongs.
 - (3) *Third.* Identify the item on the illustration and note the illustration figure and item number of the item
 - (4) *Fourth.* Using the Repair Parts Listing, find the figure and item number noted on the illustration.
- b. When National stock number or part number is known./
 - (1) *First.* Using the Index National Stock Numbers and Part Numbers find the pertinent National stock number or part number. This index is in NIIN sequence followed by a list of part numbers in alphameric sequence, cross-referenced to the illustration figure number and item number.
 - (2) *Second.* After finding the figure and item number, locate the figure and item number in the repair parts list. as follows:

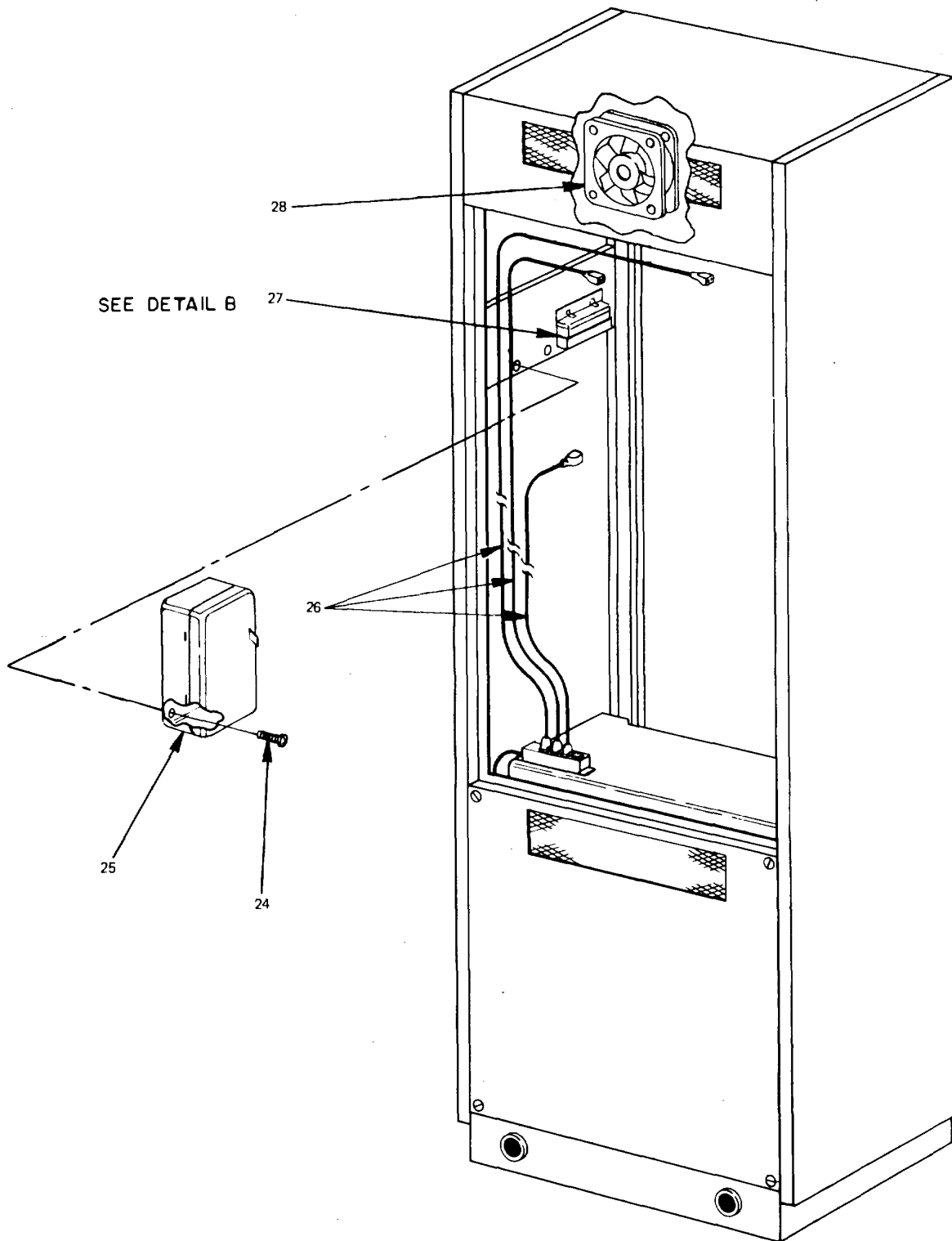
6. Abbreviations

Not applicable



EL3LD002

Figure 1. Recorder-Reproducer Set, Sound AN/TNH-24 (v) 4 (Sheet 1 of 2)
4.1



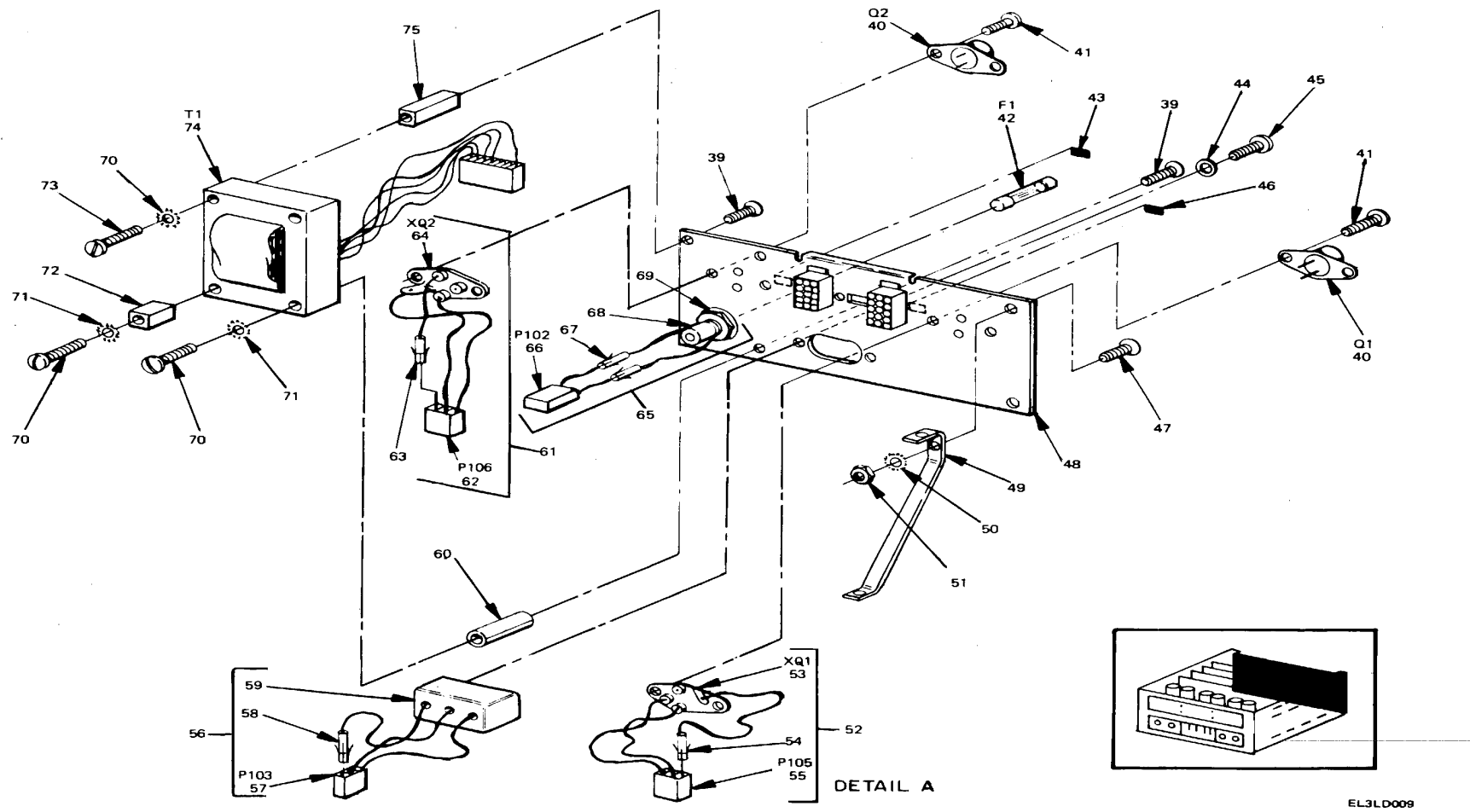
EL3LD004

Figure 1. Recorder - Reproducer Set, Sound AN/TNH-24 (V) Thru (V)4 (Sheet 2 of 2)

SECTION II

TM5-3895-281-24P

(1) ILLUSTRATION		(2)	(3)	(4)	(5)	(6)	(7)	(8)
(a) FIG NO.	(b) ITEM NO.	SMR CODE	NATIONAL STOCK NUMBER	FSCM	PART NUMBER	DESCRIPTION USABLE ON CODE	U/M	QTY INC IN UNIT
1	14	XAOFF		17657	411645	GROUP 00 REORDER-REPRODUCER SET, SOUND AN/TNH-24 (V)1 THRU (V)4		
1	26	PAOZZ	5995-01-081-9359	70903	17258	UNIT, REMOTE ALARM..... CABLE ASSEMBLY, SPEC.....	EA EA	1 3



EL3LD009

Figure 2. High Speed Time Code Generator
6

SECTION II

TM5-3895-281-24P

(1) ILLUSTRATION		(2)	(3)	(4)	(5)	(6)	(7)	(8)
(a) FIG NO.	(b) ITEM NO.	SMR CODE	NATIONAL STOCK NUMBER	FSCM	PART NUMBER	DESCRIPTION USABLE ON CODE	U/M	QTY INC IN UNIT
2	42	PAOZZ	5920-00-898-400	75915	312500	GROUP 01 HIGH SPEED GENERATOR FUSE, CARTRIDGE.....	EA	1

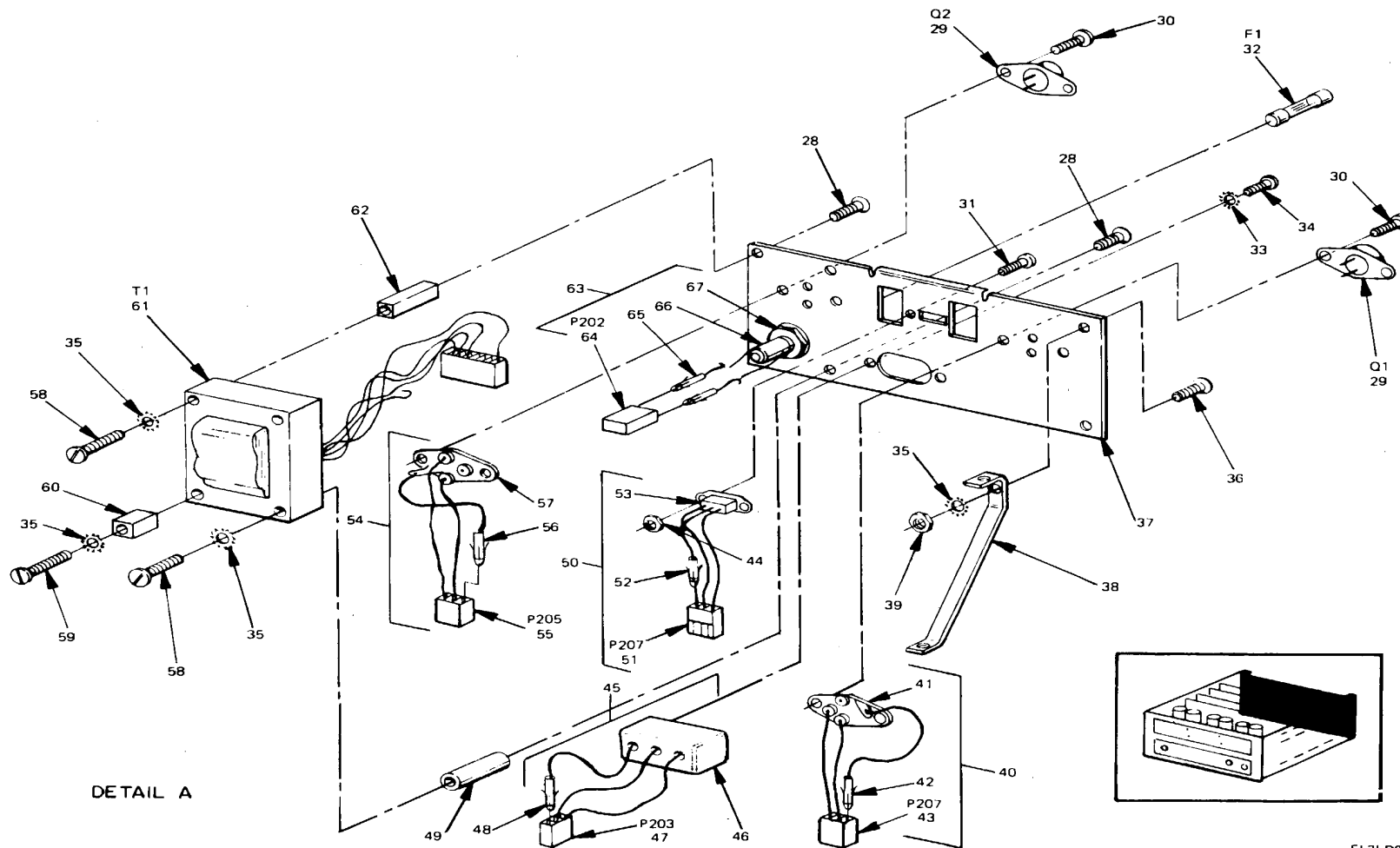
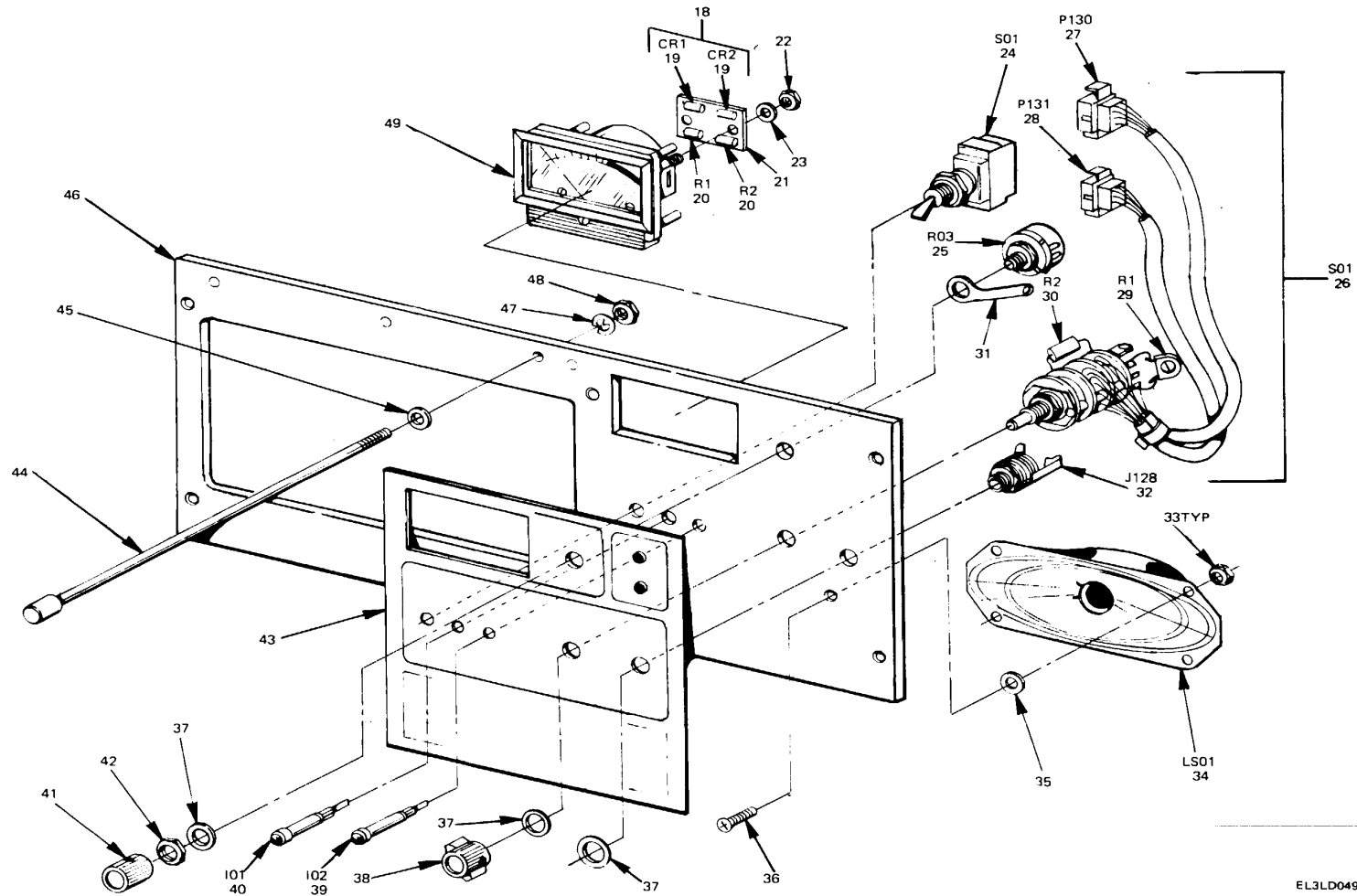


Figure 3. High Speed Time Code Reader

SECTION II

TM5-3895-281-24P

(1) ILLUSTRATION		(2)	(3)	(4)	(5)	(6)	(7)	(8)
(a) FIG NO.	(b) ITEM NO.	SMR CODE	NATIONAL STOCK NUMBER	FSCM	PART NUMBER	DESCRIPTION USABLE ON CODE	U/M	QTY INC IN UNIT
3	32	PAOZZ	5920-00-898-0400	75915	312500	GROUP 02 HIGH SPEED TIME CODE READER FUSE, CARTRIDGE	EA	1



EL3LD049

Figure 4. Electronics Package Assembly (Sheet 1 of 2)

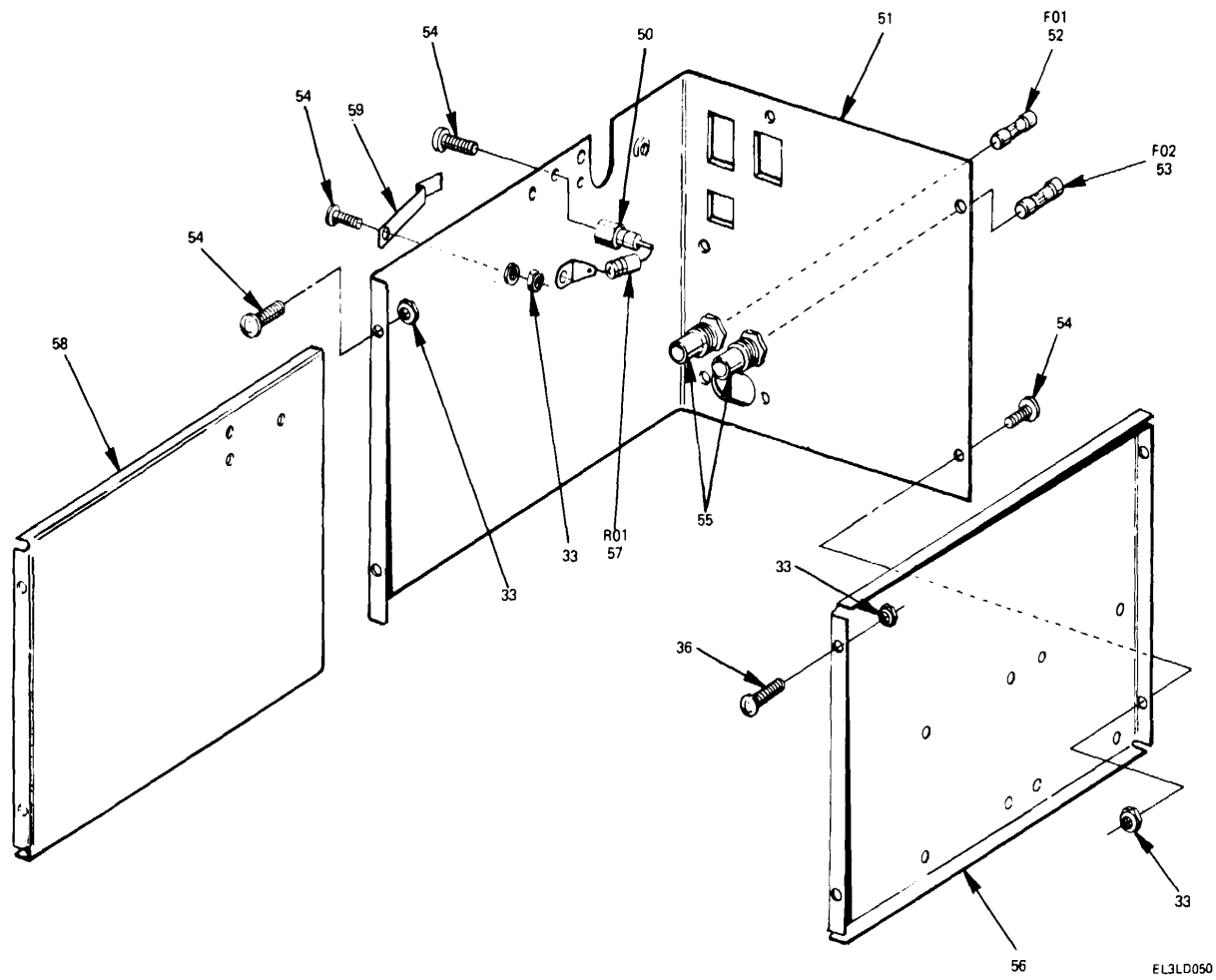


Figure 4. Electronics Package Assembly (Sheet 2 of 2)

EL3LD050

SECTION II

TM5-3895-281-24P

(1) ILLUSTRATION		(2)	(3)	(4)	(5)	(6)	(7)	(8)
(a) FIG NO.	(b) ITEM NO.	SMR CODE	NATIONAL STOCK NUMBER	FSCM	PART NUMBER	DESCRIPTION USABLE ON CODE	U/M	QTY INC IN UNIT
4	39	PAOZZ		91802	219005	GROUP 04 ELECTRONICS PACKAGE ASSEMBLY.	EA	1
4	40	PAOZZ	6210-01-103-6264	91802	2180A77	LAMP, INCANDESCENT.....	EA	1
4	52	PAOZZ		75915	312003	LAMP, NEON RED.....	EA	1
4	53	PAOZZ	5920-00-794-3215	75915	313001	FUSE, CARTRIDGE.....	EA	1
						FUSE, CARTRIDGE.....	EA	1

SECTION II

TM 11-5835-247-20P

SECTION II

TM5-3895-281-24P

(1) ILLUSTRATION		(2)	(3)	(4)	(5)	(6)	(7)	(8)
(a) FIG NO.	(b) ITEM NO.	SMR CODE	NATIONAL STOCK NUMBER	FSCM	PART NUMBER	DESCRIPTION USABLE ON CODE	U/M	QTY INC IN UNIT
5	3	PAOZZ	5920-00-280-8342	81349	F02A250V1A	GROUP 0402 POWER SUPPLY ASSEMBLY..... FUSE, CARTRIDGE.....	EA	1

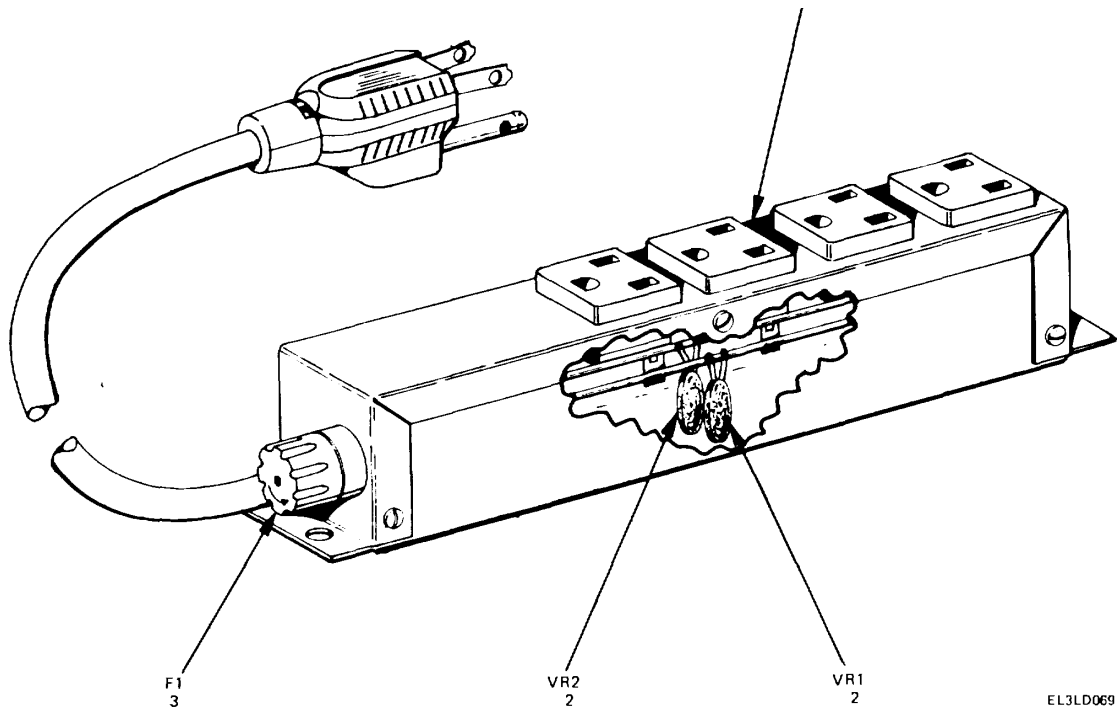


Figure 6. J Box
16

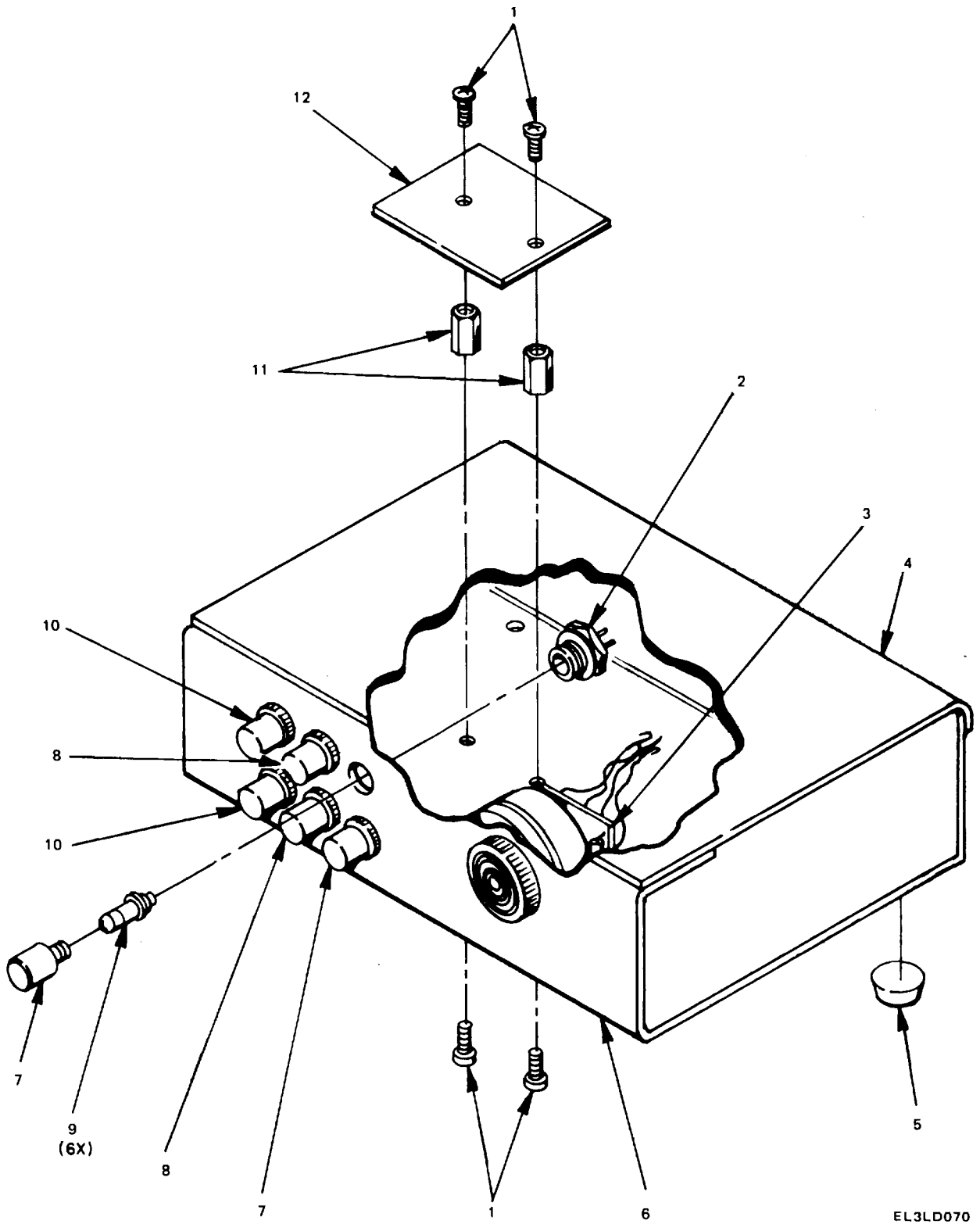
SECTION II

TM 11-5835-247-20P

SECTION II

TM5-3895-281-24P

(1) ILLUSTRATION		(2)	(3)	(4)	(5)	(6)	(7)	(8)
(a) FIG NO.	(b) ITEM NO.	SMR CODE	NATIONAL STOCK NUMBER	FSCM	PART NUMBER	DESCRIPTION USABLE ON CODE	U/M	QTY INC IN UNIT
6	3	PAOZZ	5920-00-296-1519	75915	312005	GROUP 0701 J BOX FUZE, CARTRIDGE	EA	1



EL3LD070

Figure 7. Remote Alarm Unit With Cabinet

SECTION II
SECTION II

TM 11-5835-247-20P

TM5-3895-281-24P

(1) ILLUSTRATION		(2)	(3)	(4)	(5)	(6)	(7)	(8)
(a) FIG NO.	(b) ITEM NO.	SMR CODE	NATIONAL STOCK NUMBER	FSCM	PART NUMBER	DESCRIPTION USABLE ON CODE	U/M	QTY INC IN UNIT
7	7	PAOZZ	6240-00-763-7744	72619	140-3830-1471-10	GROUP 08 REMOTE ALARM UNIT WITH CABINET	EA	2
7	8	PAOZZ		72619	140-3830-1475-10	LENS.....	EA	2
7	9	PAOZZ		71744	CM-387	LAMP, INCANDESCENT.....	EA	6
7	10	PAOZZ		72619	140-3830-1472-10	LENS.....	EA	2

NATIONAL STOCK NUMBER AND PART NUMBER INDEX

STOCK NUMBER	FIG.	ITEM	STOCK NUMBER	FIG.	ITEM
5920-00-280-8342	5	3	5920-00-898-0400	2	42
5920-00-296-1519	6	3	5920-00-898-0400	3	32
6240-00-763-7744	7	9	5995-01-081-9359	1	26
5920-00-794-3215	4	53	6210-01-103-6264	4	40

FSCM	PART NUMBER	FIGURE NO.	ITEM NO.	FSCM	PART NUMBER	FIGURE NO.	ITEM NO.
71744	CM-387	7	9	91802	219005	4	39
81349	F02A250V8A	5	3	75915	312003	4	52
72619	140-3830-1471-10	7	7	75915	312005	6	3
72619	140-3830-1472-10	7	10	75915	312500	2	42
72619	140-3830-1475-10	7	8	75915	313000	3	32
70903	17258	1	26	75915	313001	4	53
91802	2180A77	4	40	17657	411645	1	14

RECOMMENDED CHANGES TO EQUIPMENT TECHNICAL PUBLICATIONS



THEN... JOT DOWN THE DOPE ABOUT IT ON THIS FORM, CAREFULLY TEAR IT OUT, FOLD IT AND DROP IT IN THE MAIL!

SOMETHING WRONG WITH THIS PUBLICATION?

FROM: (PRINT YOUR UNIT'S COMPLETE ADDRESS)

DATE SENT

PUBLICATION NUMBER TM 11-5825-270-10	PUBLICATION DATE 23 Jul 81	PUBLICATION TITLE Radio Frequency R-2176/FRN
---	-------------------------------	---

BE EXACT... PIN-POINT WHERE IT IS				IN THIS SPACE TELL WHAT IS WRONG AND WHAT SHOULD BE DONE ABOUT IT:
PAGE NO.	PARA-GRAPH	FIGURE NO.	TABLE NO.	

PRINTED NAME, GRADE OR TITLE, AND TELEPHONE NUMBER	SIGN HERE:
--	------------

TEAR ALONG PERFORATED LINE

DA FORM 2028-2
1 JUL 79

PREVIOUS EDITIONS ARE OBSOLETE.

P.S.—IF YOUR OUTFIT WANTS TO KNOW ABOUT YOUR RECOMMENDATION MAKE A CARBON COPY OF THIS AND GIVE IT TO YOUR HEADQUARTERS.

By Order of the Secretary of the Army

E. C. MEYER
General, United States Army
Chief of Staff

Official:

ROBERT M. JOYCE
Brigadier General, United States Army
The Adjutant General

Distribution:

To be distributed in accordance with Special List.

U.S. Government Printing Office:1991 – 281-486/43143

PIN: 049-299-300

This fine document...

Was brought to you by me:



[Liberated Manuals -- free army and government manuals](#)

Why do I do it? I am tired of sleazy CD-ROM sellers, who take publicly available information, slap “watermarks” and other junk on it, and sell it. Those masters of search engine manipulation make sure that their sites that sell free information, come up first in search engines. They did not create it... They did not even scan it... Why should they get your money? Why are not letting you give those free manuals to your friends?

I am setting this document FREE. This document was made by the US Government and is NOT protected by Copyright. Feel free to share, republish, sell and so on.

I am not asking you for donations, fees or handouts. If you can, please provide a link to liberatedmanuals.com, so that free manuals come up first in search engines:

<A HREF=<http://www.liberatedmanuals.com/>>Free Military and Government Manuals

- Sincerely
Igor Chudov
<http://igor.chudov.com/>
- [Chicago Machinery Movers](#)