

DEPARTMENT OF THE ARMY TECHNICAL MANUAL

ORGANIZATIONAL, DIRECT SUPPORT, AND GENERAL SUPPORT
MAINTENANCE REPAIR PARTS AND SPECIAL TOOLS LISTS
FOR
TELECOMMUNICATION STATION LS-147C/FI
(NSN 5830-00-752-5357)

Headquarters, Department of the Army, Washington, DC
27 May 1977

Current as of 12 November 1976

REPORTING OF ERRORS

You can improve this manual by recommending improvements using DA Form 2028-2 (Test) located in the back of the manual. Simply tear out the self addressed form, fill it out as shown on the sample, fold it where shown, and drop it in the mail.

If there are no blank DA Form 2028-2 (Test) in the back of your manual, use the standard DA Form 2028 (Recommended Changes to Publications and Blank Forms) and forward to the Commander, US Army Electronics Command ATTN: DRSEL-MA-Q Fort Monmouth, New Jersey 07702.

In either case, a reply will be furnished direct to you.

Table of Contents

	Page	Illus Figure
SECTION I. INTRODUCTION		
II. REPAIR PARTS LIST	5	
Group 00. Intercommunication Set LS-147C/FI	s	1
01. Cabinet, electrical equipment	7	2
02. Chassis electrical equipment	9	3
Chassis assembly, top, exploded view	11	4
SECTION III. Special tools list (Not applicable)		
IV. National stock number and part number index	13	

*

*This manual supersedes TM 11-5830-221-24P, 28 June 1974.

Section I. INTRODUCTION

1. Scope.

This manual lists repair parts for the performance of organizational and direct support maintenance of the LS-147C/FI.

2. General.

This Repair Parts and Special Tools List is divided into the following sections:

a. Section II - Repair Parts List. A list of repair parts authorized for use in performance of maintenance. The list also includes parts which must be removed for replacement of authorized parts. Parts lists are composed of functional groups in ascending numerical sequence, with the parts in each group listed in figure and item number sequence.

b. Section III - Special Tools List. Not applicable.

c. Section IV - National Stock Number and Part Number Index. A list, in ascending numerical sequence, of all National stock numbers appearing in the listings, followed by a list, in alphanumeric sequence, of all part numbers appearing in the listings. National stock numbers and part numbers are cross-referenced to each illustration figure and item number appearance.

3. Explanation of Columns.

The following provides an explanation of columns found in the tabular listings:

a. Illustration. This column is divided as follows:

(1) *Figure number.* Indicates the figure number of the illustration on which the item is shown.

(2) *Item number.* The number used to identify each item called out in the illustration.

b. Source, Maintenance, and Recoverability Codes (SMR).

(1) *Source code.* Source codes are assigned to support items to indicate the manner of acquiring support items for maintenance, repair, or overhaul of end items. Source codes are entered in the first and second positions of the Uniform SMR Code format as follows:

<i>Code</i>	<i>Definition</i>
AF	Item to be assembled at direct support maintenance level.
MD	Item to be manufactured or fabricated at the depot maintenance level.
PA	Item procured and stocked for anticipated or known usage.
PD	Support item, excluding support equipment, procured for initial issue or outfitting and stocked only for subsequent or additional initial issues or outfittings. Not subject to automatic replenishment.
XA	Item is not procured or stocked because the

requirements for the item will result in the replacement of the next higher assembly. —

XB — Item is not procured or stocked. If not available through salvage, requisition.

XD — A support item that is not stocked. When required, item will be procured through normal channels.

NOTE

Cannibalization or salvage may be used as a source of supply for any items source-coded above, except those coded XD and aircraft support items as restricted by AR 700-42.

(2) *Maintenance code.* Maintenance codes are assigned to indicate the levels of maintenance authorized to USE and REPAIR support items. The maintenance codes are entered in the third and fourth positions of the Uniform SMR Code format as follows:

(a) The maintenance code entered in the third position will indicate one of the following levels of maintenance.

<i>Code</i>	<i>Application/Explanation</i>
-------------	--------------------------------

O — Support item is removed, replaced, used at the organizational level.

F — Support item is removed, replaced, used at the direct support level.

(b) The maintenance code entered in the fourth position indicates whether the item is to be repaired and identifies the lowest maintenance level with the capability to perform complete repair (i.e., all authorized maintenance functions). This position will contain one of the following maintenance codes.

<i>Code</i>	<i>Application/Explanation</i>
-------------	--------------------------------

F — The lowest maintenance level capable of complete repair of the support item is the direct support level.

Z — Nonreparable. No repair is authorized.

(3) *Recoverability code.* Recoverability codes are assigned to support items to indicate the disposition action on unserviceable items. The recoverability code is entered in the fifth position of the Uniform SMR Code format as follows:

<i>Recoverability Code</i>	<i>Definition</i>
----------------------------	-------------------

F — Repairable item. When uneconomically repairable, condemn and dispose at the direct support level.

Z — Nonreparable. When unserviceable, condemn and dispose at the level indicated in position 3.

c. National Stock Number. Indicates the National stock number assigned to the item that will be used for requisitioning purposes.

d. Part Number. Indicates the primary number used by the manufacturer (individual, company, firm, corporation, or Government activity), which controls the design and characteristics of the item by means of its engineering drawings, specifications standards, and inspection requirements, to identify an item or range of items.

NOTE

When a stock-numbered item is requisitioned, the repair part received may have a different part number than the part being replaced.

e. Federal Supply Code for Manufacturer (FSCM). The FSCM is a 5-digit numeric code listed in SB 708-42 which is used to identify the manufacturer, distributor, or Government agency, etc.

f. Description. Indicates the Federal item name and, if required, a minimum description to identify the item.

g. Unit of Measure (U/M). Indicates the standard of the basic quantity of the listed item as used in performing the actual maintenance function. This measure is expressed by a two-character alphabetical abbreviation (e.g., ea, in, pr, etc.). When the unit of measure differs from the unit of issue, the lowest unit of issue that will satisfy the required units of measure will be requisitioned.

h. Quantity Incorporated in Unit. Indicates the quantity of the item used in the breakout shown on the illustration figure, which is prepared for a functional group, subfunctional group, or an assembly.

4. Special Information.

a. Detailed manufacturing instructions for items source-coded to be manufactured or fabricated are found in TM 11-5830-221-35.

b. Detailed assembly instructions for items source-coded to be assembled are found in TM 11-5830-221-35. Assembly components are listed immediately following the item to be assembled.

c. The following publications pertain to the LS-147C/FI and its components.

	<i>Publication and Short Title</i>
TM 11-5830-221-12	Intercommunication Stations LS-147A/FI, LS-147/FI, LS-147C/FI, and LS-147D/FI.

Publication and Short Title

TM 11-5830-221-35	Intercommunication Stations LS-147A/FI, LS-147B/FI, LS-147C/FI, and LS-147D/FI.
-------------------	---

d. National Stock Numbers (NSN's) that are missing from P source coded items have been applied for and will be added to this TM by future change/revision when they are entered in the Army Master Data File (AMDF). Until the NSN's are established and published, submit exception requisitions to: Commander, US Army Electronics Command, ATTN: DRSEL-MM, Fort Monmouth, New Jersey 07703 for the part required to support your equipment.

5. How to Locate Repair Parts.

a. When National stock number or part number is unknown:

(1) *First.* Using the table of contents, determine the functional group within which the repair part belongs. This is necessary since illustrations are prepared for functional groups, and listings are divided into the same groups.

(2) *Second.* Find the illustration covering the functional group to which the repair part belongs.

(3) *Third.* Identify the repair part on the illustration and note the illustration figure and item number of the repair part.

(4) *Fourth.* Using the Repair Parts Listing, find the figure and item number noted on the illustration.

b. When National stock number or part number is known:

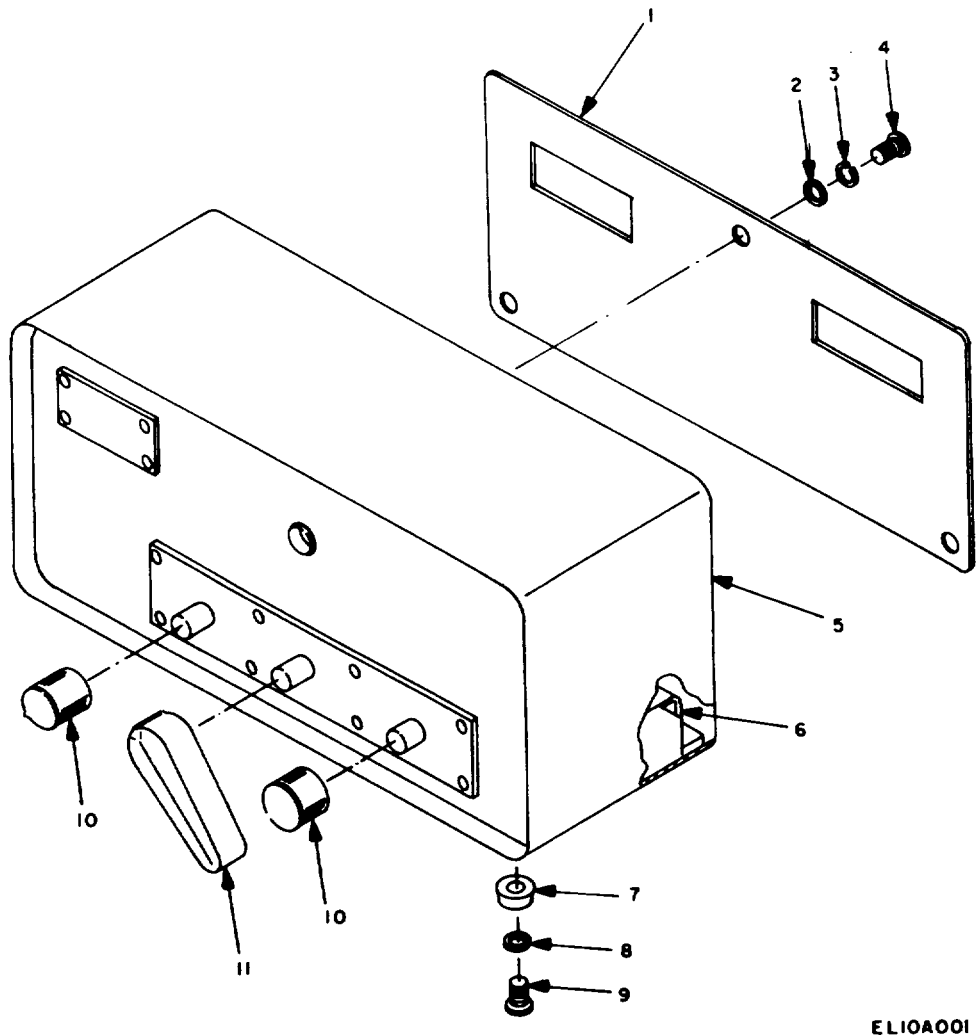
(1) *First.* Using the index of National Stock Numbers and Part Numbers, find the pertinent National stock number or part number. This index is in ascending NSN sequence, followed by a list of part numbers in ascending alphanumeric sequence, cross-referenced to the illustration figure and item number.

(2) *Second.* After finding the figure and item number, locate the figure and item number in the repair parts list.

6. Abbreviations.

(Not applicable)

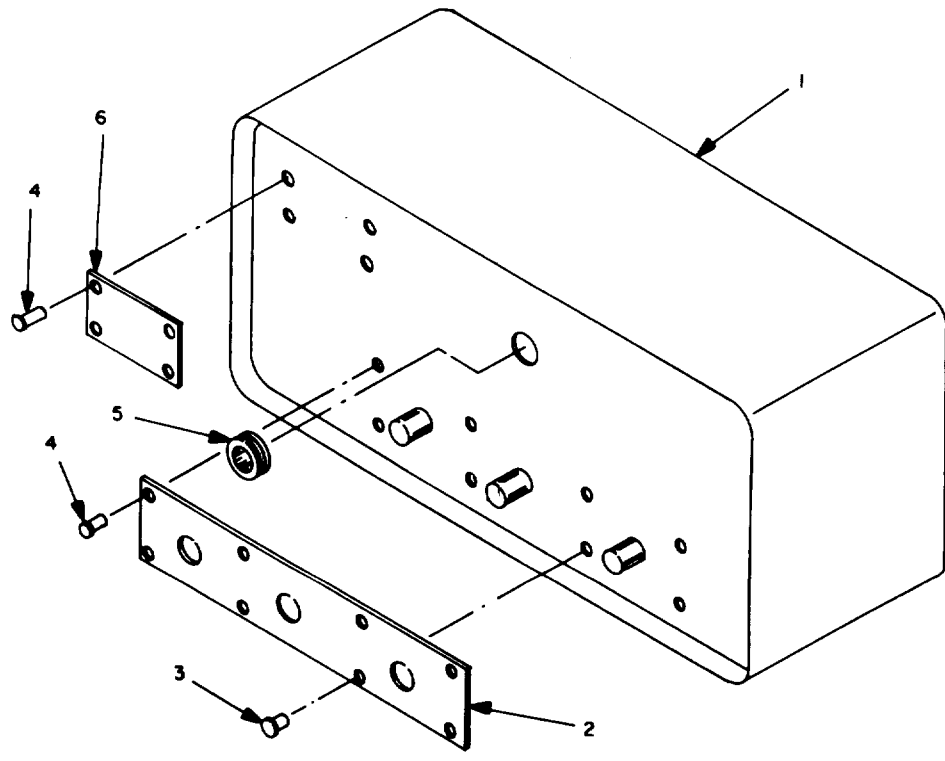
(Next printed page is 4)



EL10A001

Figure 1. Intercommunication Set LS-147C/FI.

(1) ILLUSTRATION (A) FIG NO.	(2) SMR (B) ITEM NO.	(3) NATIONAL STOCK NUMBER	(4) PART NUMBER	(5) FSCM	TM11-5820-221-24P DESCRIPTION	USABLE ON CODE	(7) UNIT OF MEAS	(8) QTY INC IN UNIT
1	1	XBFZZ	SM-C-542754	80063	PLATE, REAR		EA	1
1	2	PAFZZ	5310-00-809-8544	MS27183-7	96906	WASHER, FLAT	EA	3
1	3	PAFZZ	5310-00-045-3299	MS35338-42	96906	WASHER, SPLIT	EA	3
1	4	PAFZZ	5305-00-558-7361	MS35223-42	96906	SCREW, MACHINE	EA	3
1	5	XBFZZ	SM-D-542947	80063	CABINET ASSEMBLY, ELECTRICAL EQUIPMENT		EA	1
1	6	AFFFF	SM-D-542949	80063	CHASSIS, ASSEMBLY		EA	1
1	7	PAFZZ	5340-00-062-6115	1343	70485	BUMPER, RUBBER	EA	4
1	8	PAFZZ	5310-00-983-8483	MS27183-5	96906	WASHER, FLAT	EA	4
1	9	PAFZZ	5305-00-543-5763	MS35223-31	96906	SCREW, MACHINE	EA	4
1	10	PAOZZ	5355-00-584-5827	1470SPEC	72512	KNOB	EA	2
1	11	PAOZZ	5355-00-160-6058	2100SPEC	72512	KNOB	EA	1



EL10A002

Figure 2. Cabinet, exploded view.

(1) ILLUSTRATION (A) FIG NO.	(2) SMR (B) ITEM NO.	(3) NATIONAL STOCK NUMBER	(4) PART NUMBER	(5) FSCM	TM11-5820-221-24P DESCRIPTION	USABLE ON CODE	(7) UNIT OF MEAS	(8) QTY INC IN UNIT
2	1	XBFZZ	SM-D-542946	80063	CABINET, ELECTRICAL EQUIPMENT		EA	1
2	2	MDFZZ	SM-C-542757	80063	PLATE, INSTRUCTION		EA	1
2	3	XDFZZ	SM-D-542947-2	80063	RIVET, SOLID		EA	12
2	4	XDFZZ	SM-D-542947-1	80063	RIVET, SOLID		EA	10
2	5	PAFZZ	5325-00-276-6089 AN931-9-13	88044	GROMMET, RUBBER		EA	1
2	6	MDFZZ	SM-B-542574	80063	PLATE, IDENTIFICATION		EA	1

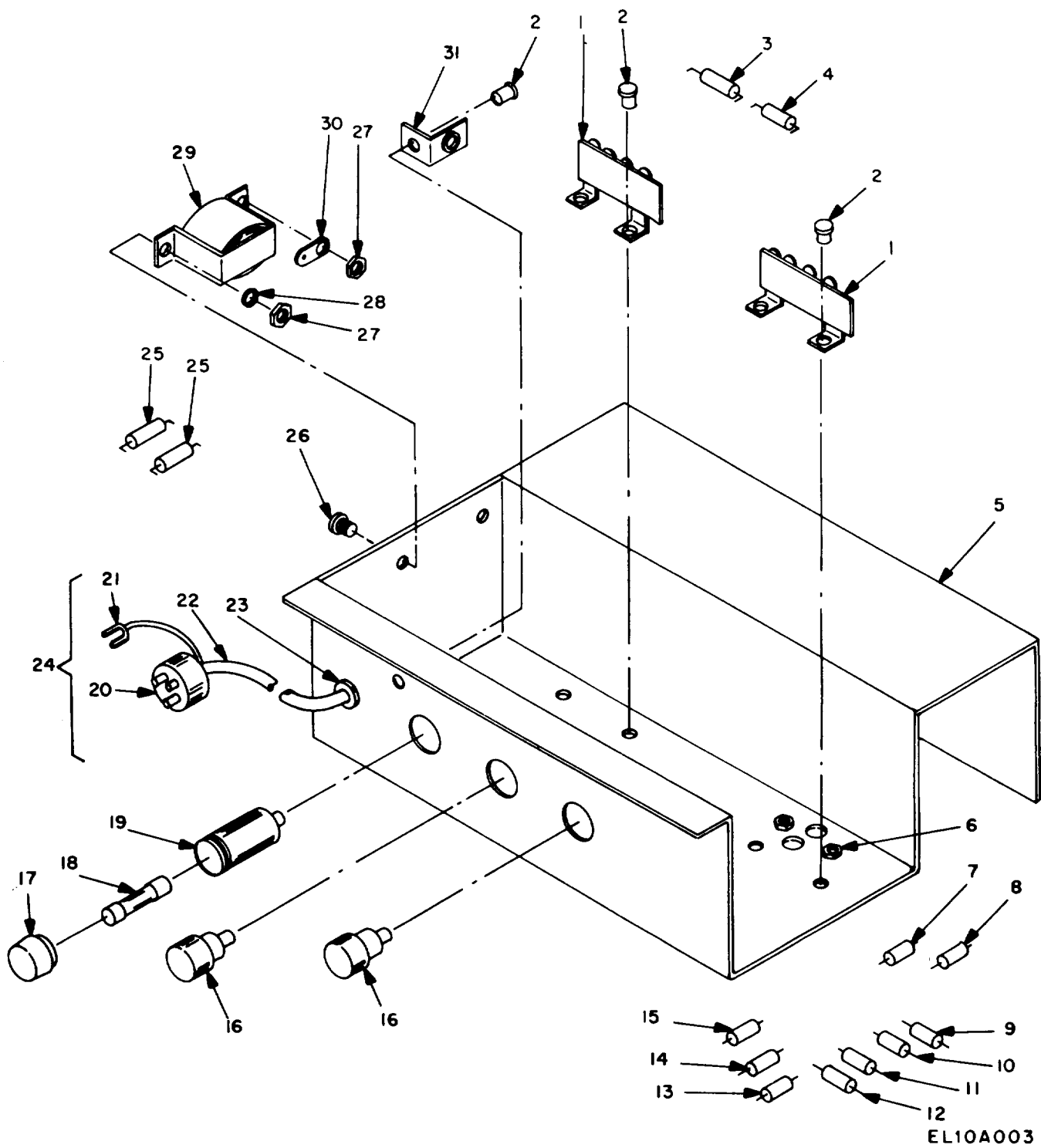


Figure 3. Chassis assembly, bottom, exploded view.

(1) ILLUSTRATION (A) FIG NO.	(2) SMR (B) ITEM NO.	(3) NATIONAL STOCK NUMBER	(4) PART NUMBER	(5) FSCM	TM11-5820-221-24P DESCRIPTION	USABLE ON CODE	(7) UNIT OF MEAS	(8) QTY INC IN UNIT
3	1	PAFZZ	5940-00-685-9022	55C	71785	TERMINAL BOARD	EA	2
3	2	XDFZZ		508	90925	RIVET,SOLID	EA	7
3	3	PAFZZ	5905-00-254-7097	RC20GF823K	81349	RESISTOR,FIXED,COMPOSITION	EA	1
3	4	PAFZZ	5905-00-171-2002	RC20GF470K	81349	RESISTOR,FIXED,COMPOSITION	EA	1
3	5	AFFFF		SM-C-542753	80063	CHASSIS,ASSEMBLY,ELECTRICAL EQUIPMENT	EA	1
3	6	PAFZZ	5310-00-489-5009	CL632-2	46384	NUT,BLIND,RIVET	EA	4
3	7	PAFZZ	5910-00-799-8291	CP05A1KF562K	81349	CAPACITOR, FIXED, PAPER, DIELECTRIC	EA	1
3	8	PAFZZ	5910-00-799-8290	CP95A1KE103K	81349	CAPACITOR,FIXED, PAPER, DIELECTRIC	EA	1
3	9	PAFZZ	5905-00-185-6946	RC20GF474K	81349	RESISTOR, FIXED, COMPOSITION	EA	1
3	10	PAFZZ	5905-00-185-6920	RC20GF155K	81349	RESISTOR, FIXED, COMPOSITION	EA	1
3	11	PAFZZ	5905-00-279-1866	RC20GF106K	81349	RESISTOR, FIXED, COMPOSITION	EA	1
3	12	PAFZZ	5910-00-799-8289	CP05A1KE682K	81349	CAPACITOR, FIXED, PAPER DIELECTRIC:	EA	1
3	13	PAFZZ	5910-00-822-8214	CK60BX470K	81349	CAPACITOR, FIXED, CERAMIC DIELECTRIC	EA	1
3	14	PAFZZ	5905-00-549-7785	RC32GF271K	81349	RESISTOR, FIXED, COMPOSITION	EA	1
3	15	PAFZZ	5910-00-644-3573	CP05A1KB104K	31349	CAPACITOR, FIXED, PAPER DIELECTRIC	EA	1
3	16	PAFZZ	5940-00-937-5237	SC-DL-72389	80063	POST, BINDING	EA	2
3	17	XAFZZ		342012CAP	75915	CAP, FUSEHOLDER	EA	1
3	18	PAOZZ	5920-00-280-8342	F02A250V1A	31349	FUSE, CARTRIDGE	EA	1
3	19	PAFZZ	5920-00-709-1149	342012	75915	FUSEHOLDER	EA	1
3	20	PAFZZ	5935-00-931-7490	UP-221M	81349	CONNECTOR, PLUG, ELECTRICAL	EA	1
3	21	PAFZZ		SM-B-542258	80063	TERMINAL LUG	EA	1
3	22	PAFZZ	6145-00-299-4417	P703A183	04946	CABLE, SPECIAL PURPOSE, ELECTRICAL	EA	1
3	23	PAFZZ		6P1	28520	BUSHING, STRAIN RELIEF, CABLE	EA	1
3	24	AFFFF		SM-B-542570	80063	CABLE ASSEMBLY, SPECIAL PURPOSE, ELECTRICAL	EA	1
3	25	PAFZZ	5910-00-783-8922	CP05A1KE563K	81349	CAPACITOR, FIXED PAPER DIELECTRIC	EA	2
3	26	PAFZZ	5305-00-208-9861	MS35223-27	96906	SCREW, MACHINE	EA	2
3	27	PAFZZ	5310-00-834-3156	MS35649-62	96906	NUT, PLAIN, HEXAGON	EA	2
3	28	PAFZZ	5310-00-045-4007	MS35338-41	96906	WASHER, SPLIT	EA	2
3	29	PAFZZ	5950-01-028-6694	51855	43543	TRANSFORMER, AUDIO FREQUENCY	EA	1
3	30	PAFZZ	5940-00-263-0243	635-6	79963	TERMINAL LUG	EA	1
3	31	PAFZZ	5940-00-229-9644	52A	71785	TERMINAL BOARD	EA	1

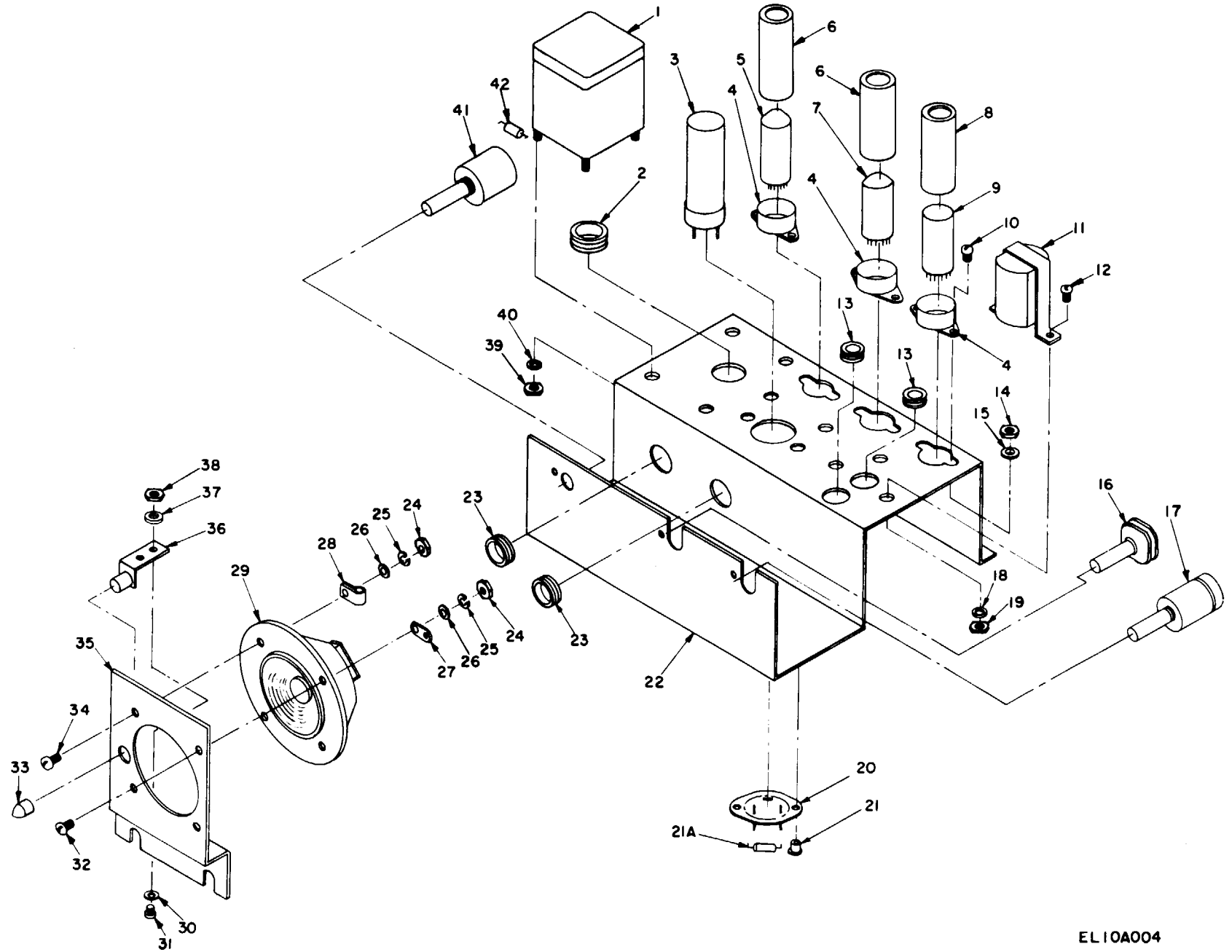


Figure 4. Chassis assembly, top, exploded view.

EL10A004

(1) ILLUSTRATION (A) FIG NO.	(2) SMR (B) ITEM NO.	(3) NATIONAL STOCK NUMBER	(4) PART NUMBER	(5) FSCM	TM11-5820-221-24P DESCRIPTION	USABLE ON CODE	(7) UNIT OF MEAS	(8) QTY INC IN UNIT
4	1	PAFZZ 5950-01-028-6664	51854	43543	TRANSFORMER, POWER, STEP-UP, STEPDOWN		EA	1
4	2	PAFZZ 5325-00-263-6632	AN931-4-7	88044	CROMMET, RUBBER		EA	1
4	3	PAFZZ 5910-00-823-1019	927-1707	72699	CAPACITOR, FIXED, ELECTROLYTIC		EA	1
4	4	PAFZZ 5935-00-232-3758	TS102C01	81349	SOCKET, ELECTRON TUBE		EA	3
4	5	PAOZZ 5960-00-166-7661	6X4WA	81349	ELECTRON TUBE		EA	1
4	6	PAFZZ 5960-00-729-8150	TS102U03	81349	SHIELD, ELECTRON TUBE		EA	2
4	7	PAFZZ 5960-00-134-6073	6005W	81349	ELECTRON TUBE		EA	1
4	8	PAFZZ	TS102U02	81349	SHIELD, ELECTRON TUBE		EA	1
4	9	PAFZZ 5960-00-179-3710	6AU6WC	81349	ELECTRON TUBE		EA	1
4	10	PAFZZ 5305-00-405-8960	MS35223-13	96906	SCREW, MACHINE		EA	6
4	11	PAFZZ 5950-01-028-6693	51856	43543	TRANSFORMER, AUDIO FREQUENCY		EA	1
4	12	PAFZZ 5305-00-208-9861	MS35223-27	96906	SCREW, MACHINE		EA	2
4	13	PAFZZ 5325-00-174-5317	MS35489-4	96906	GROMMET, RUBBER		EA	2
4	14	PAFZZ 5310-00-722-5284	MS35649-42	96906	NUT, PLAIN, HEXAGON		EA	6
4	15	PAFZZ 5310-00-543-2410	MS35338-40	96906	WASHER, SPLIT		EA	6
4	16	PAFZZ 5930-00-146-1300	SM-B-542772	80063	SWITECH, ROTARY		EA	1
4	17	PAFZZ 5905-00-752-6708	SM-B-542773	80063	RESISTOR, VARIABLE		EA	1
4	18	PAFZZ 5310-00-045-4007	MS35338-41	96906	WASHER SPLIT		EA	2
4	19	PAFZZ 5310-00-834-3156	MS35649-62	96906	NUT, PLAIN, HEXAGON		EA	2
4	20	XDFZZ	MP4	90201	SOCKET, CAPACITOR		EA	1
4	21	XDFZZ	508	90925	RIVET,SOLID		EA	2
4	21A	PAFZZ 5905-00-195-5514	RC20GF152K	81349	RESISTOR, FIXED, COMPOSITION		EA	1
4	22	XBFZZ	SM-D-542948	80063	CHASSIS, ELECTRICAL EQUIPMENT		EA	1
4	23	PAFZZ 5325-00-291-9366	AN931-6-10	88044	GROMMET, RUBBER		EA	2
4	24	PAFZZ 5310-00-834-3156	MS35649-62	96906	NUT, PLAIN HEXAGON		EA	4
4	25	PAFZZ 5310-00-045-4007	MS35338-41	96906	WASHER, SPLIT		EA	3
4	26	PAFZZ 5310-00-982-6796	MS27183-6	96906	WASHER, FLAT		EA	3
4	27	PAFZZ 5940-01-027-4667	635-8	79963	TERMINAL LUG		EA	1
4	28	PAFZZ 5340-00-257-0038	E2	06915	CLAMP, LOOP		EA	1
4	29	PAFZZ 5965-00-752-5764	S8925	07109	LOUDSPEAKER, PERMANENT MAGNET		EA	1
4	30	PAFZZ 5310-00-950-1310	MS27183-4	96906	WASHER, FLAT		EA	2
4	31	PAFZZ 5305-00-558-4889	MS35223-14	96906	SCREW, MACHINE		EA	2
4	32	PAFZZ 5305-00-068-6529	MS35223-28	96906	SCREW MACHINE		EA	3
4	33	PAFZZ 6240-00-179-1814	NE45	81349	LAMP, GLOW		EA	1
4	34	PAFZZ 5305-00-068-6533	MS35223-29	96906	SCREW, MACHINE		EA	1
4	35	XBFZZ	SM-B-542562	80063	PLATE, MOUNTING		EA	1
4	36	PAFZZ 6250-01-028-0351	4-74-12	95263	LAMPHOLDER		EA	1
4	37	PAFZZ 5310-00-543-2410	MS35338-40	96906	WASHER, SPLIT		EA	2
4	38	PAFZZ 5310-00-722-5284	MS35649-42	96906	NUT, PLAIN, HEXAGON		EA	2
4	39	PAFZZ 5310-00-836-4476	MS35649-82	96906	NUT, PLAIN, HEXAGON		EA	4
4	40	PAFZZ 5310-00-045-3299	MS35338-42	96906	WASHER, SPLIT		EA	4
4	41	PAFZZ 5905-00-752-6702	SM-B-542774	80063	RESISTOR, VARIABLE		EA	1
4	42	PAFZZ 5905-00-171-2005	RC20GF471K	81349	RESISTOR, FIXED, COMPOSITION		EA	1

SECTION IV. NATIONAL STOCK NUMBER AND PART NUMBER INDEX

NOTE: LATEST THE END OF THE INDEX

STOCK NUMBER	FIG. NO.	ITEM NO.	STOCK NUMBER	FIG. NO.	ITEM NO.
5305-00-068-6529	4	32	5920-00-280-8342	3	18
5305-00-068-6533	4	34	5920-00-709-1149	3	19
5305-00-208-9861	3	26	5930-00-146-1300	4	16
5305-00-208-9861	4	12	5935-00-232-3758	4	4
5305-00-405-8960	4	10	5935-00-931-7490	3	20
5305-00-543-5763	1	9	5940-00-229-9644	3	31
5305-00-558-4889	4	31	5940-00-263-0243	3	30
5305-00-558-7361	1	4	5940-00-685-9022	3	1
5310-00-045-3299	1	3	5940-00-937-5237	3	16
5310-00-045-3299	4	40	5960-00-134-6073	4	7
5310-00-045-4007	3	28	5960-00-166-7661	4	5
5310-00-045-4007	4	18	5960-00-179-3710	4	9
5310-00-045-4007	4	25	5960-00-729-8150	4	6
5310-00-489-5009	3	6	5965-00-752-5764	4	29
5310-00-543-2410	4	15	6145-00-299-4417	3	22
5310-00-543-2410	4	37	6240-00-179-1814	4	33
5310-00-722-5284	4	14			
5310-00-722-5284	4	38	LATEST NATIONAL STOCK NUMBER		
5310-00-809-8544	1	2			
5310-00-834-3156	3	27	5325-00-276-6089	2	5
5310-00-834-3156	4	19	5940-01-027-4667	4	27
5310-00-834-3156	4	24	5950-01-028-6664	4	1
5310-00-836-4476	4	39	5950-01-028-6693	4	11
5310-00-950-1310	4	30	5950-01-028-6694	3	29
5310-00-982-6796	4	26	6250-01-028-0351	4	36
5310-00-983-8483	1	8			
5325-00-174-5317	4	13			
5325-00-263-6632	4	2			
5325-00-291-9366	4	23			
5340-00-062-6115	1	7			
5340-00-257-0038	4	28			
5355-00-160-6058	1	11			
5355-00-584-5827	1	10			
5905-00-171-2002	3	4			
5905-00-171-2005	4	42			
5905-00-185-6920	3	10			
5905-00-185-6946	3	9			
5905-00-195-5514	4	21A			
5905-00-208-9861	3	26			
5905-00-254-7097	3	3			
5905-00-279-1866	3	11			
5905-00-549-7785	3	14			
5905-00-752-6702	4	41			
5905-00-752-6708	4	17			
5910-00-644-3573	3	15			
5910-00-783-8922	3	25			
5910-00-799-8289	3	12			
5910-00-799-8290	3	8			
5910-00-799-8291	3	7			
5910-00-822-8214	3	13			
5910-00-823-1019	4	3			

SECTION IV. NATIONAL STOCK NUMBER AND PART NUMBER INDEX (CONTINUED)

PART NUMBER	FSCM	FIG. NO.	ITEM NO.	PART NUMBER	FSCM	FIG. NO.	ITEM NO.
AN931-4-7	88044	4	2	SM-D-542946	80063	2	1
AN931-6-10	88044	4	23	SM-D-542947	80063	1	5
AN931-9-10	88044	2	5	SM-D-542947-1	80063	2	4
CL632-2	46384	3	6	SM-D-542947-2	80063	2	3
CK60B470K	81349	3	13	SM-D-542948	80063	4	22
CP05A1KB104K	81349	3	15	SM-D-542949	80063	1	6
CP05A1KE103K	81349	3	8	S8925	07109	4	29
CP05A1KE563K	81349	3	25	TS102C01	81349	4	4
CP05A1KE682K	81349	3	12	TS102U02	81349	4	8
CP05A1KF562K	81349	3	7	TS102U03	81349	4	6
E2	06915	4	28	UP-221M	81349	3	20
F02A250V1A	81349	3	18	1343	70485	1	7
MP4	90201	4	20	1470SPEC	72512	1	10
MS27183-4	96906	4	30	2100SPEC	72512	1	11
MS27183-5	96906	1	8	342012	75915	3	19
MS27183-6	96906	4	26	342012CAP	75915	3	17
MS27183-7	96906	1	2	4-74-12	95263	4	36
MS35223-13	96906	4	10	52A	71785	3	31
MS35223-14	96906	4	31	55C	71785	3	1
MS35223-27	96906	3	26	508	90925	3	2
MS35223-27	96906	4	12	508	90925	4	21
MS35223-28	96906	4	32	51854	43543	4	1
MS35223-29	96906	4	34	58155	43543	3	29
MS35223-31	96906	1	9	51856	43543	4	11
MS35338-40	96906	4	15	6AU6WC	81349	4	9
MS35338-40	96906	4	37	6P1	28520	3	23
MS35338-41	96906	3	28	6X4WA	81349	4	5
MS35338-41	96906	4	18	635-6	79963	3	30
MS35338-41	96906	4	25	635-8	79963	4	27
MS35338-42	96906	1	3	6005W	81349	4	7
MS35338-42	96906	4	40	927-1707	72699	4	3
MS35489-4	96906	4	13				
MS35649-42	96906	4	14				
MS35649-42	96906	4	38				
MS35649-62	96906	3	27				
MS35649-62	96906	4	19				
MS35649-62	96906	4	24				
MS35649-82	96906	4	39				
NE45	81349	4	33				
P703A183	04946	3	22				
RC20GF106K	81349	3	11				
RC20GF152K	81349	4	21A				
RC20GF155K	81349	3	10				
RC20GF470K	81349	3	4				
RC20GF471K	81349	4	42				
RC20GF474K	81349	3	9				
RD20GF823K	81349	3	3				
RC32GF271K	81349	3	14				
SC-DL-72389	80063	3	16				
SM-B-542258	80063	3	21				
SM-B-542562	80063	4	35				
SM-B-542570	80063	3	24				
SM-B-542574	80063	2	6				
SM-B-542772	80063	4	16				
SM-B-542773	80063	4	17				
SM-B-542774	80063	4	41				
SM-C-542753	80063	3	5				
SM-C-542754	80063	1	1				
SM-C-542757	80063	2	2				



SOMETHING WRONG WITH THIS MANUAL?

THEN... JOT DOWN THE DOPE ABOUT IT ON THIS FORM, CUT IT OUT, FOLD IT AND DROP IT IN THE MAIL!

FROM: (YOUR UNIT'S COMPLETE ADDRESS)

DATE

PUBLICATION NUMBER

DATE

BE EXACT... PIN-POINT WHERE IT IS

IN THIS SPACE TELL WHAT IS WRONG AND WHAT SHOULD BE DONE ABOUT IT:

PAGE NO.	PARA. GRAPH	FIGURE NO.	TABLE NO.
----------	-------------	------------	-----------

CUT ALONG DOTTED LINE

TYPED NAME, GRADE OR TITLE, AND TELEPHONE NUMBER

SIGN HERE:



SOMETHING WRONG WITH THIS MANUAL?

THEN... JOT DOWN THE DOPE ABOUT IT ON THIS FORM, CUT IT OUT, FOLD IT AND DROP IT IN THE MAIL!

FROM: (YOUR UNIT'S COMPLETE ADDRESS)

DATE

PUBLICATION NUMBER

DATE

BE EXACT. . . PIN-POINT WHERE IT IS

IN THIS SPACE TELL WHAT IS WRONG AND WHAT SHOULD BE DONE ABOUT IT:

PAGE NO.	PARA-GRAPH	FIGURE NO.	TABLE NO.
----------	------------	------------	-----------

CUT ALONG DOTTED LINE

TYPED NAME, GRADE OR TITLE, AND TELEPHONE NUMBER

SIGN HERE:

FILL IN YOUR
UNIT'S ADDRESS



FOLD BACK

DEPARTMENT OF THE ARMY

OFFICIAL BUSINESS

CUT ALONG DOTTED LINE

FOLD BACK

FILL IN YOUR
UNIT'S ADDRESS

DEPARTMENT OF THE ARMY

OFFICIAL BUSINESS

FOLD BACK

CUT ALONG DOTTED LINE

FOLD BACK

FILL IN YOUR
UNIT'S ADDRESS

DEPARTMENT OF THE ARMY

OFFICIAL BUSINESS

FOLD BACK

FOLD BACK

CUT ALONG DOTTED LINE

By Order of the Secretary of the Army:

BERNARD W. ROGERS
General, United States Army
Chief of Staff

Official:

PAUL T. SMITH
Major General, United States Army
The Adjutant General

DISTRIBUTION:

Active Army

USASA (2)	USAERDAA (1)
COE (1)	USAERDAW (1)
TSG (1)	Sig FLDMS (1)
USAARENBD (1)	Units org under fol TOE: -1 ea.
DARCOM (1)	7
TECOM (2)	9-47
USACC (4)	11-15
TRADOC (2)	11-16
OS Maj Comd (4)	11-36
MDW (1)	11-37
Armies (2)	11-36
Corps (2)	11-85
Instl (2) except	11-86
Ft Gillem (10)	11-96
Ft Gordon (10)	11-97
Ft Huachuca (10)	11-98
Ft Carson (5)	11-117
SAAD (30)	11-137
LBAD (14)	11-302
TOAD (14)	11-500(AA-AC)
SHAD (3)	17
HISA (Ft Monmouth) (33)	29-134
Ft Richardson (ECOM Ofc) (2)	29136
Svc Colleges (1)	37
USAICS (3)	44-436
USAADS (2)	44-436
USAFAS (2)	44-437
USAARMS (2)	44-535
USAIS (2)	44-536
USAES (2)	44-537
MAAG (1)	44-546
USARMIS (1)	

ARNG — USAR: None

For explanation of abbreviations used, see AR 310-50.

This fine document...

Was brought to you by me:



[Liberated Manuals -- free army and government manuals](#)

Why do I do it? I am tired of sleazy CD-ROM sellers, who take publicly available information, slap “watermarks” and other junk on it, and sell it. Those masters of search engine manipulation make sure that their sites that sell free information, come up first in search engines. They did not create it... They did not even scan it... Why should they get your money? Why are not letting you give those free manuals to your friends?

I am setting this document FREE. This document was made by the US Government and is NOT protected by Copyright. Feel free to share, republish, sell and so on.

I am not asking you for donations, fees or handouts. If you can, please provide a link to liberatedmanuals.com, so that free manuals come up first in search engines:

<A HREF=<http://www.liberatedmanuals.com/>>Free Military and Government Manuals

- Sincerely
Igor Chudov
<http://igor.chudov.com/>
- [Chicago Machinery Movers](#)