

TECHNICAL MANUAL

**ORGANIZATIONAL AND DIRECT SUPPORT MAINTENANCE
REPAIR PARTS AND SPECIAL TOOLS LIST
FOR
MONITOR, RADIO FREQUENCY R-2176/FRN
(NSN 6625-01-098-2534)**

**ORGANIZATIONAL AND DIRECT SUPPORT MAINTENANCE
 REPAIR PARTS AND SPECIAL TOOLS LIST**

FOR

**MONITOR, RADIO FREQUENCY R-2176/FRN
 (NSN 6625-01-098-2534)**

Current as of 18 June 1983

REPORTING ERRORS AND RECOMMENDING IMPROVEMENTS

You can help improve this manual. If you find any mistakes or if you know of a way to improve the procedures, please let us know. Mail your letter, DA Form 2028 (Recommended Changes to Publications and Blank Forms), or DA Form 2028-2 located in the back of this manual direct to: Commander, US Army Communications-Electronics Command and Fort Monmouth, ATTN: DRSEL-ME-MP, Fort Monmouth, NJ 07753.

In either case, a reply will be furnished direct to you.

Table of Contents

		<i>Page</i>	<i>Illus Figure</i>
Section	I. Introduction	1	
	II. Repair Parts List	5	
Group	00 Monitor, Radio Frequency R2176/FRN	5	1
	01 Front Panel Assembly	9	2
	0101 RF PCB Assembly (See next higher assembly)		
	0102 Switch Bracket Assembly (No parts authorized)		
	02 IF Amp/Monitor PCB (See next higher assembly)		
	03 Audio Amp PCB (See next higher assembly)		
	04 Power Supply (See next higher assembly)		
	05 Cable form	11	3
Section	III. Special Tools List (Not applicable)		
	IV. National Stock Number and Part Number Index	12	

SECTION I

INTRODUCTION

1. Scope

This manual lists spares and repair parts; special tools; special test, measurement, and diagnostic equipment (TMDE), and other special support equipment required for performance of organizational and direct support maintenance of the R-2176/FRN. It authorizes the requisitioning and issue of spare and repair parts as indicated by the source and maintenance codes.

2. General

This Repair Parts and Special Tools List is divided into the following sections:

a. Section II. Repair Parts List. A list of spares and repair parts authorized for use in the performance of maintenance. The list also includes parts which must be removed for replacement of the authorized parts. Parts lists are composed of functional groups in numeric sequence, with the parts in each group listed in figure and item number sequence.

b. Section III. Special Tools List. Not applicable.

c. Section IV. National Stock Number and Part Number Index. A list, in National item identification number (NIIN) sequence, of all National stock numbers (NSN) appearing in the listings, followed by a list, in alphanumeric sequence, of all part numbers appearing in the listings. National stock numbers and part numbers are cross-referenced to each illustration figure and item number appearance.

3. Explanation of Columns

a. Illustration. This column is divided as follows:

(1) *Figure number.* Indicate the figure number of the illustration on which the item is shown.

(2) *Item number.* The number used to identify item called out in the illustration.

b. Source, Maintenance, and Recoverability (SMR) Codes.

(1) *Source code.* Source code indicate the manner of acquiring support items for maintenance, repair, or overhaul of end items. Source codes are entered in the first and second positions of the Uniform SMR Code format as follows:

Code	Definition
PA	-Item procured and stocked for anticipated or known usage.
XB	-Item is not procured or stocked. If not available through salvage, requisition.

NOTE

Cannibalization or salvage may be used as a source of supply for any items source coded above except those coded XA and aircraft support items as restricted by AR 750.1.

(2) *Maintenance code.* Maintenance codes are assigned to indicate the levels of maintenance authorized to USE and REPAIR support items. The maintenance cods are entered in the third and fourth positions of the Uniform SMR Code format as follows:

(a) The maintenance code entered in the third position will indicate the lowest maintenance level authorized to remove, replace, and use the support item. The maintenance code entered in the third position will indicate one of the following levels of maintenance:

Code	Application/Explanation
O	-Support item is removed, replaced, used at the organizational level.
F	-Support item is removed, replaced, used at the direct support level.

(b) The maintenance code entered in the fourth position indicates whether the item is to be repaired and identifies the lowest maintenance level with the capability to perform complete repair (i.e., all authorized maintenance functions). This position will contain one of the following maintenance codes:

Code	Application/Explanation
F	-The lowest maintenance level capable of complete repair of the support item is the direct support level.
L	-Repair restricted to designated specialized repair activity.
Z	-Nonreparable. No repair is authorized.

(3) *Recoverability code.* Recoverability codes are assigned to support items to indicate the disposition action on unserviceable items. The recoverability code is entered in the fifth position of the Uniform SMR Code format as follows:

Recoverability codes	Definition
Z	-Nonreparable item. When unserviceable, condemn and dispose at the level indicated in position 3.
F	-Reparable item. When uneconomically reparable, condemn and dispose at the direct support level.
A	-Item requires special handling or condemnation procedures because of specific reasons (i.e., precious metal content, high dollar value, critical material or hazardous material). Refer to appropriate manuals/directives for specific instructions.

c. National Stock Number. Indicates the National Stock number assigned to the item and will be used for requisitioning purposes.

d. Federal Supply Code for Manufacturer (FSCM). The FSCM is a 5-digit numeric code listed in SB 708-41/42 which is used to identify the manufacturer, distributor, or Government agency, etc.

e. Part Number. Indicates the primary number used by the manufacturer (individual, company, firm, corporation, or Government activity), which controls the design and characteristics of the item by means of its engineering drawings, specifications, standards, and inspection requirements to identify an item or range of items.

NOTE

When a stock numbered item is requisitioned, the repair part received may have a different part number than the part being replaced.

f. Description. Indicates the Federal item name and, if required, a minimum description to identify the item.

g. Unit of Measure (U/M). Indicates the standard of the basic quantity of the listed item as used in performing the actual maintenance function. This measure is expressed by a two-character alphabetical abbreviation (e.g., ea, in, pr, etc). When the unit of measure differs from the unit of issue, the lowest unit of issue that will satisfy the required units of measure will be requisitioned.

h. Quantity Incorporated in Unit. Indicates the quantity of the item used in the breakout shown on the illustration figure, which is prepared for a functional group, subfunctional group, or an assembly.

4. Special Information

National stock numbers (NSN's) that are missing from P source coded items have been applied for and will be added to this TM by future change/revision when they are entered in the Army Master Date File (AMDF). Until

the NSN's are established and published, submit exception requisitions to: Commander, US Army Communications-Electronics Command and Fort Monmouth, ATTN: DRSEL-MM, Fort Monmouth, New Jersey 07703 for the part required to support your equipment.

5. How to Locate Repair Parts

a. When National stock number or part number is unknown.

(1) *First.* Using the table of contents, determine the functional group within which the item belongs. This is necessary since illustrations are prepared for functional groups and listings are divided into the same groups.

(2) *Second.* Find the illustration covering the functional group to which the item belongs.

(3) *Third.* Identify the item on the illustration and note the illustration figure and item number of the item.

(4) *Fourth.* Using the Repair Parts Listing, find the figure and item number noted on the illustration.

b. When National stock number or part number is known.

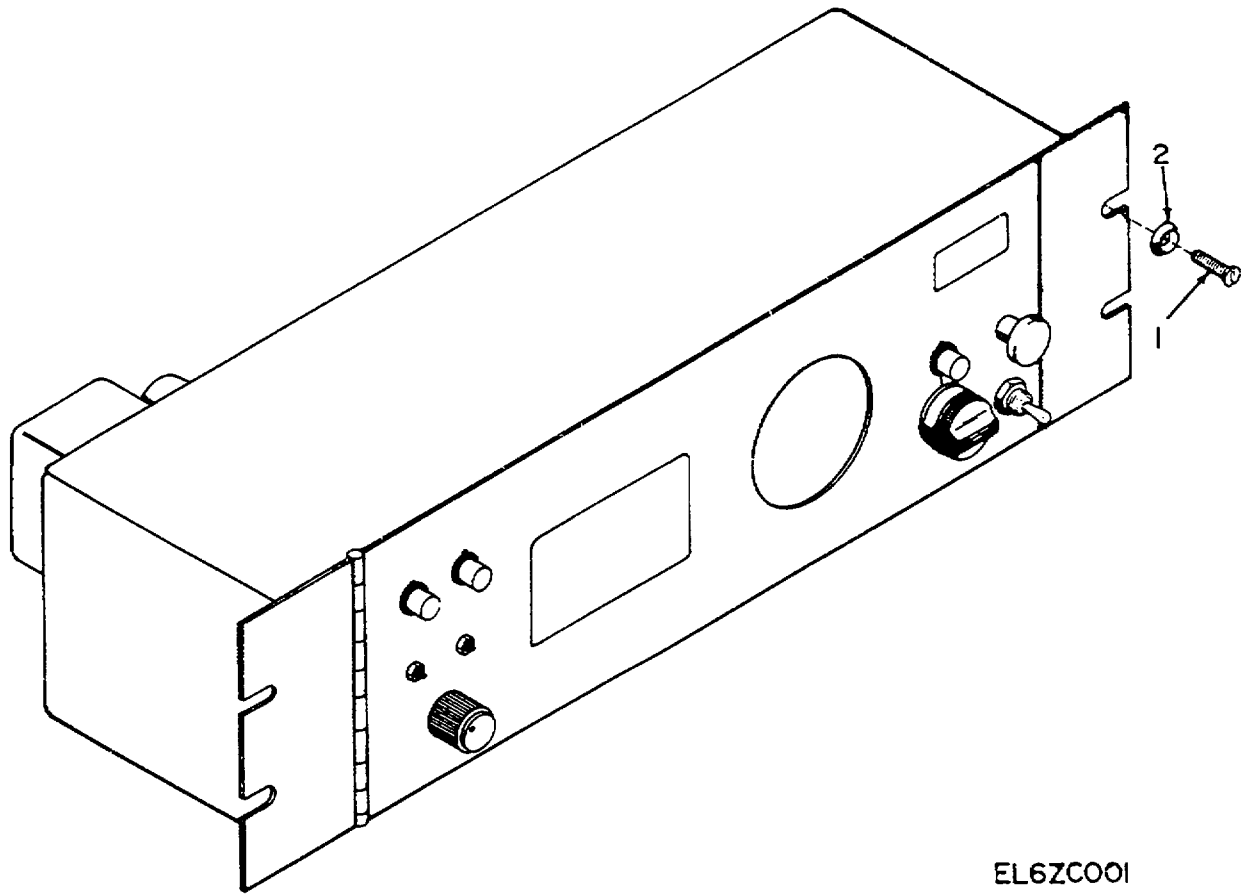
(1) *First.* Using the Index of National Stock Numbers and Part Numbers, find the pertinent National Stock number or part number. This index is in NIIN sequence followed by a list of part numbers in alphameric sequence, cross-referenced to the illustration figure number and item number.

(2) *Second.* After finding the figure and item number, locate the figure and item number in the repair parts list.

6. Abbreviations

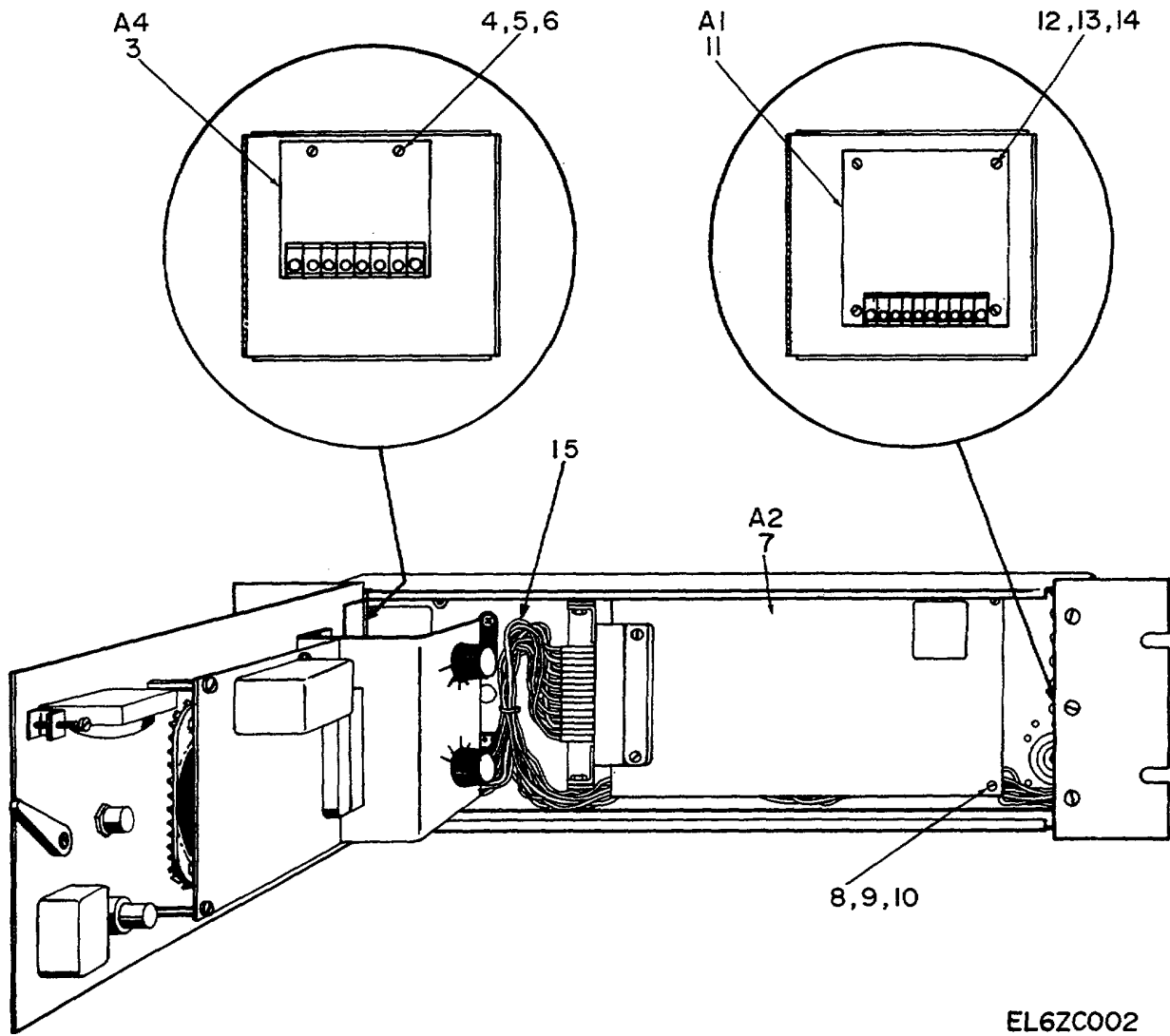
Not applicable.

(Next printed page is 4.1)



EL6ZC001

Figure 1. Monitor, Radio Frequency R-2176/FRN (Sheet 1 of 2).



EL6ZC002

Figure 1. Monitor, Radio Frequency R-2176/FRN (Sheet 2 of 2).

SECTION II

TM 11-5825-270-23P

(1) ILLUSTRATION		(2)	(3)	(4)	(5)	(6)	(7)	(8)
(a) FIG NO.	(b) ITEM NO.	SMR CODE	NATIONAL STOCK NUMBER	FSCM	PART NUMBER	DESCRIPTION	U/M	QTY INC IN UNIT
						USABLE ON CODE		
						GROUP 00 MONITOR, RADIO FREQUENCY R23176/FRN		
1	1	PAOZZ	5305-00-059-3660	96906	MS51958-64	SCREW, MACHINE	EA	4
1	2	PAOZZ	5310-00-595-6772	96906	MS15795-808	WASHER, FLAT	EA	4
1	3	PAOLA	6625-01-114-5689	57655	133-7038	POWER SUPPLY	EA	1
1	4	PAFZZ	5305-00-054-5649	96906	MS51957-15	SCREW, MACHINE	EA	4
1	5	PAFZZ	5310-00-950-1310	96906	MS27183-4	WASHER, FLAT	EA	4
1	6	PAFZZ	5310-00-058-3599	96906	MS35335-57	WASHER, LOCK	EA	4
1	7	PAOLA	6625-01-114-5779	57655	133-7014	CIRCUIT CARD ASSEMB	EA	1
1	8	PAOZZ	5305-00-054-6650	96906	MS51957-26	SCREW, MACHINE	EA	2
1	9	PAOZZ	5310-00-722-5998	96906	MS15795-805	WASHER, FLAT	EA	2
1	10	PAOZZ	5310-00-209-1366	96906	MS35335-58	WASHER, LOCK	EA	2
1	11	PAOLA	6625-01-114-5778	57655	133-7057	CIRCUIT CARD ASSEMB	EA	1
1	12	PAFZZ	5305-00-054-5649	96906	MS51957-15	SCREW, MACHINE	EA	4
1	13	PAFZZ	5310-00-950-1310	96906	MS27183-4	WASHER, FLAT	EA	4
1	14	PAFZZ	5310-00-058-3599	96906	MS35335-57	WASHER, LOCK	EA	4
1	15	PAFFF		57655	133-7002-1	CABLEFORM.....	EA	1

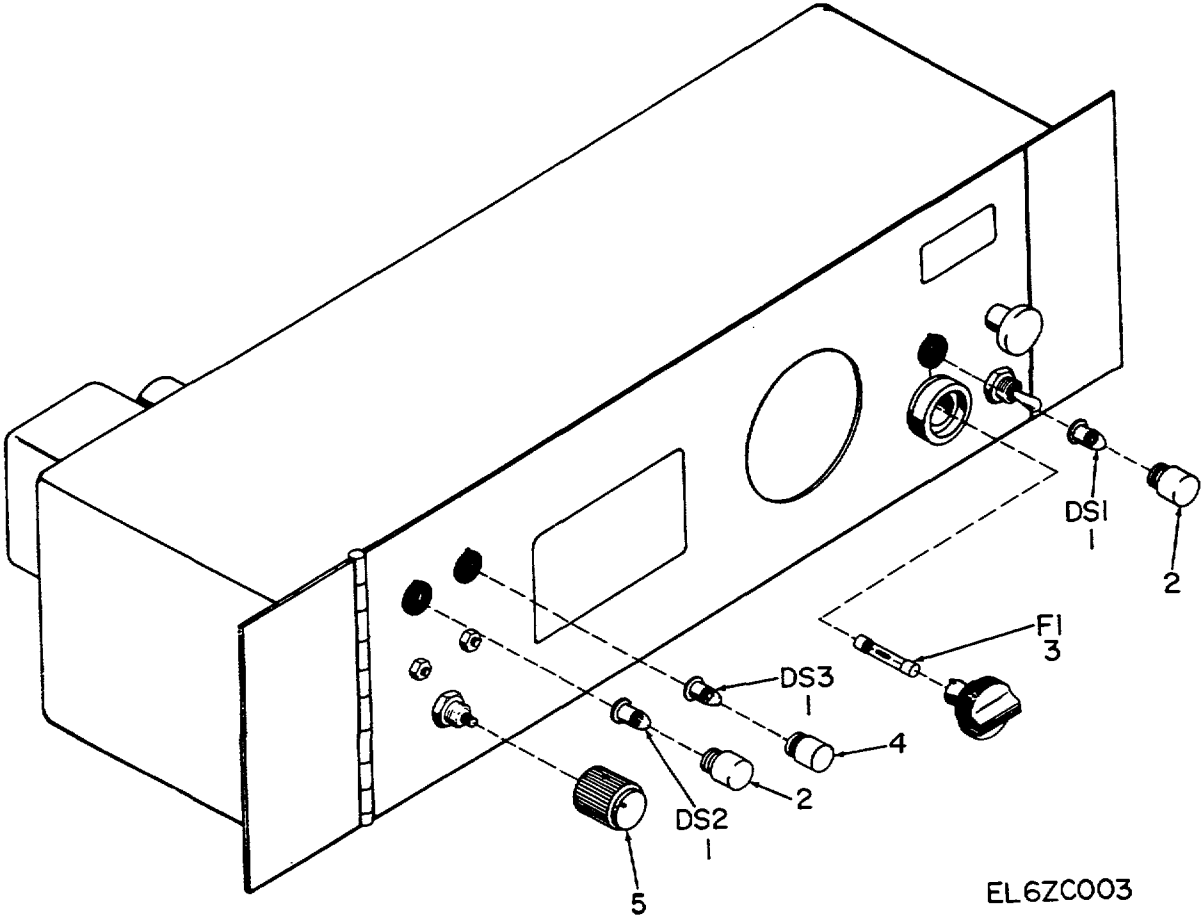
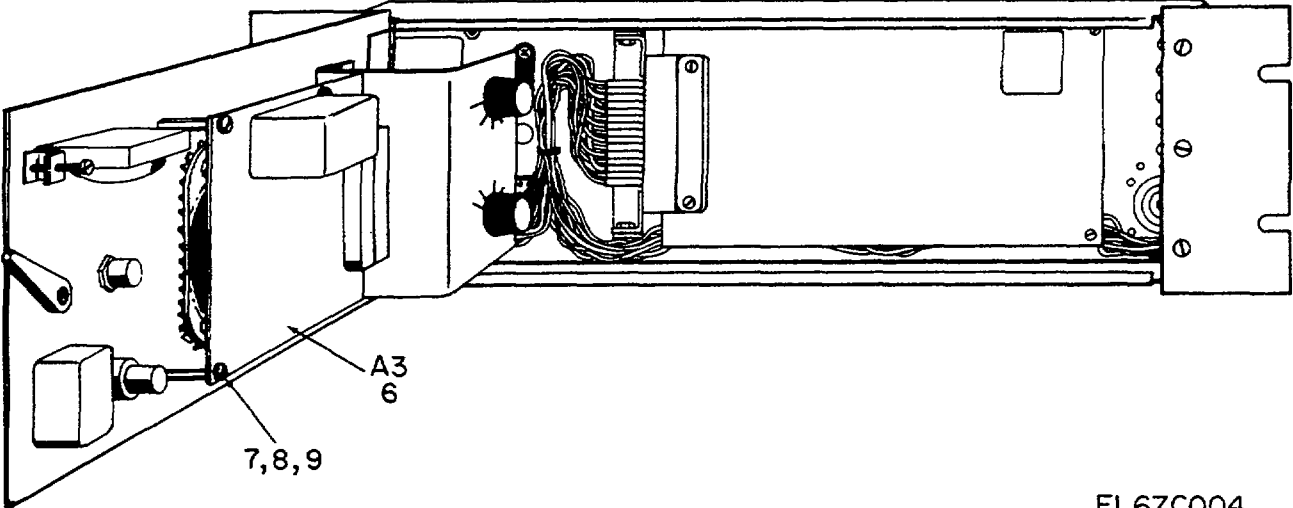


Figure 2. Front Panel Assembly (Sheet 1 of 2).



EL6ZC004

Figure 2. Front Panel Assembly (Sheet 2 of 2).

SECTION II

TM 11-5825-270-23P

(1) ILLUSTRATION		(2)	(3)	(4)	(5)	(6)	(7)	(8)
(a) FIG NO.	(b) ITEM NO.	SMR CODE	NATIONAL STOCK NUMBER	FSCM	PART NUMBER	DESCRIPTION	U/M	QTY INC IN UNIT
						USABLE ON CODE		
						GROUP 01 FRONT PANEL ASSEMBLY		
2	1	PAOZZ	6240-00-763-7744	81348	W-L-00111/7	LAMP, INCANDESCENT.....	EA	3
2	2	PAOZZ		81349	LC29G52	LENS, LIGHT.....	EA	2
2	3	PAOZZ	5920-00-504-8634	81349	F02B250V1-4A	FUSE, CARTRIDGE.....	EA	1
2	4	XBOZZ		81349	LC29RT2	LENS, LIGHT.....	EA	1
2	5	PAOZZ	5355-00-965-4891	96906	MS91528-1C2B	KNOB.....	EA	1
2	6	PAOLA	6625-01-114-5780	57655	133-7017	CIRCUIT CARD ASSEMB.....	EA	1
2	7	PAOZZ	5305-00-054-6652	96906	MS51957-28	SCREW, MACHINE.....	EA	3
2	8	PAOZZ	5310-00-722-5998	96906	MS15795-805	WASHER, FLAT.....	EA	3
2	9	PAOZZ	5310-00-209-1366	96906	MS35335-58	WASHER, LOCK.....	EA	3

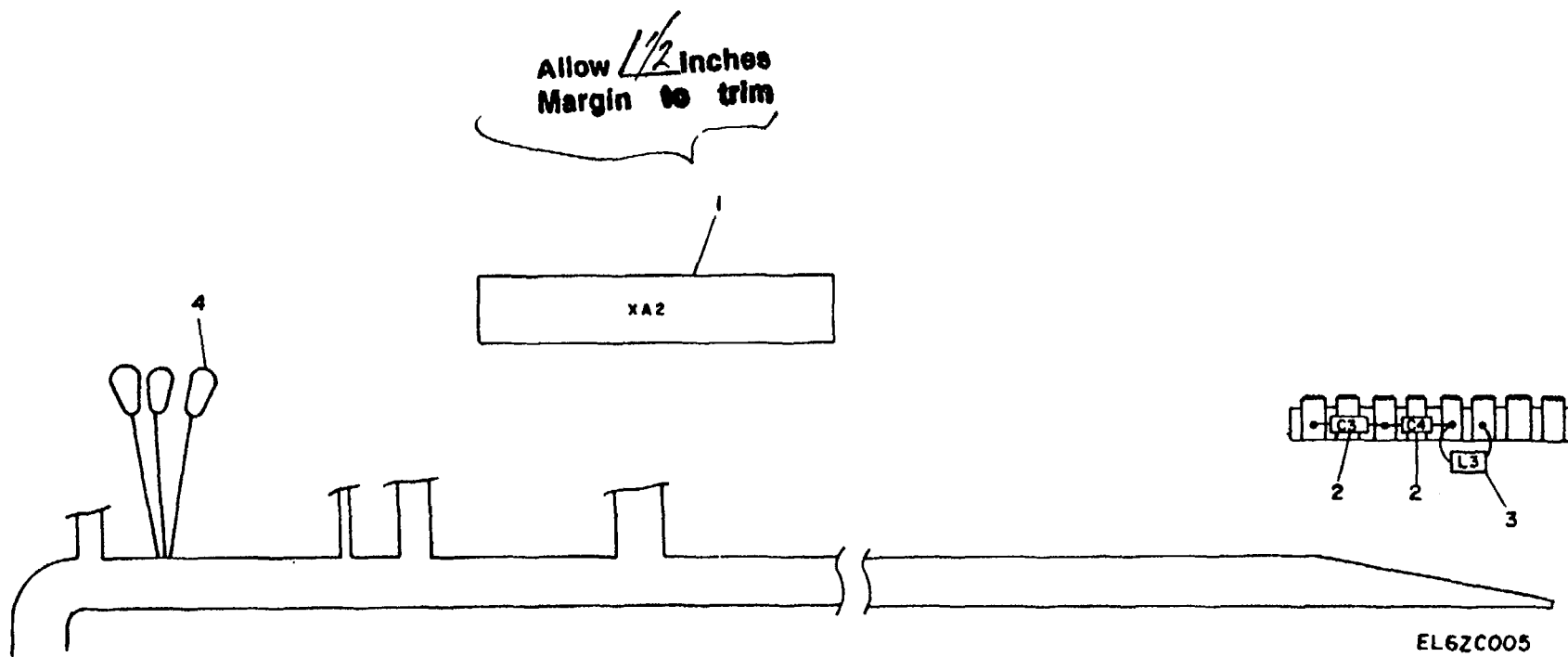


Figure 3. Cableform.

SECTION II

TM 11-5825-270-23P

(1) ILLUSTRATION		(2)	(3)	(4)	(5)	(6)	(7)	(8)
(a) FIG NO.	(b) ITEM NO.	SMR CODE	NATIONAL STOCK NUMBER	FSCM	PART NUMBER	DESCRIPTION USABLE ON CODE	U/M	QTY INC IN UNIT
						GROUP 05 CABLEFORM		
3	1	PAFZZ	5935-00-089-4440	81349	M21097/4-01	CONNECTOR, RECEPTAC.....	EA	1
3	2	PAFZZ	5910-00-113-9817	81349	M39014/02-1345	CAPACITOR, FIXED, CER.....	EA	2
3	3	PAFZZ	5950-00-755-8586	72259	WEE-1000	COIL, RADIO FREQUENC.....	EA	1
3	4	PAFZZ	5940-00-050-2308	96906	MS0035431-3	TERMINAL, LUG	EA	5

NATIONAL STOCK NUMBER AND PART NUMBER INDEX

STOCK NUMBER	FIGURE NO.	ITEM NO.	STOCK NUMBER	FIGURE NO.	ITEM NO.
5940-00-050-2308	3	4	5310-00-595-6772	1	
5305-00-054-5649	1	4	5310-00-722-5998	1	9
5305-00-054-5649	1	12	5310-00-722-5998	2	8
5305-00-054-6650	1	8	5950-00-755-8586	3	3
5305-00-054-6652	2	7	6240-00-763-7744	2	1
5310-00-054-3599	1	6	5310-00-950-1310	1	5
5310-00-058-3599	1	14	5310-00-950-1310	1	13
5305-00-059-3660	1	1	5355-00-965-4891	2	5
5935-00-089-4440	3	1	6625-01-114-5689	1	3
5910-00-113-9817	3	2	6625-01-114-5778	1	11
5310-00-209-1366	1	10	6625-01-114-5779	1	7
5310-00-209-1366	2	9	6625-00-114-5780	2	6
5920-00-504-8634	2	3			

FSCM	PART NUMBER	FIGURE NO.	ITEM NO.	FSCM	PART NUMBER	FIGURE NO.	ITEM NO.
81349	F02B250V1-4A	2	3	96906	MS51957-15	1	12
81349	LC29GT2	2	2	96906	MS51957-26	1	8
81349	LC29RT2	2	4	96906	MS51957-28	2	7
96906	MS0035431-3	3	4	96906	MS51958-64	1	1
96906	MS15795-805	1	9	96906	MS91528-1C2B	2	5
96906	MS15795-805	2	8	81349	M21097/4-01	3	1
96906	MS15795-808	1	2	81349	M39014/02-1345	3	2
96906	MS27183-4	1	5	81348	W-L-00111/7	2	1
96906	MS27183-4	1	13	72259	WEE-1000	3	3
96906	MS35333-57	1	6	57655	133-7002-1	1	15
96906	MS35335-57	1	14	57655	133-7014	1	7
96906	MS35335-58	1	10	57655	133-7017	2	6
96906	MS35335-58	2	9	57655	133-7038	1	3
96906	MS51957-15	1	4	57655	133-7057	1	11

RECOMMENDED CHANGES TO EQUIPMENT TECHNICAL PUBLICATIONS



THEN... JOT DOWN THE DOPE ABOUT IT ON THIS FORM. CAREFULLY TEAR IT OUT. FOLD IT AND DROP IT IN THE MAIL!

SOMETHING WRONG WITH THIS PUBLICATION?

FROM: (PRINT YOUR UNIT'S COMPLETE ADDRESS)
 Commander
 Stateside Army Depot
 ATTN: AMSTA-US
 Stateside, N.J. 07703

DATE SENT
 10 July 1975

PUBLICATION NUMBER TM 11-5840-340-20P	PUBLICATION DATE 23 Jan 78	PUBLICATION TITLE Radar Set AN/PRC-76
--	-------------------------------	--

BE EXACT. PIN-POINT WHERE IT IS				IN THIS SPACE TELL WHAT IS WRONG AND WHAT SHOULD BE DONE ABOUT IT:
PAGE NO	PARA-GRAPH	FIGURE NO	TABLE NO	
33				For item 2, change the NSN to read: 5835-00-134-9186. Reason: Accuracy.
44		19		Identify the cover on the junction box (item no. 5). Reason: It is a separate item and is not called out on figure 19.
45				Add the cover of the junction box as an item in the listing for figure 19. Reason: Same as above

TEAR ALONG PERFORATED LINE

SAMPLE

PRINTED NAME, GRADE OR TITLE AND TELEPHONE NUMBER SSG I. M. DeSpirit of 999-1776	SIGN HERE
---	---------------

REVERSE OF DA FORM 2028-2

FILL IN YOUR UNIT'S ADDRESS

FOLD BACK

DEPARTMENT OF THE ARMY

OFFICIAL BUSINESS
PENALTY FOR PRIVATE USE \$300

POSTAGE AND FEES PAID
DEPARTMENT OF THE ARMY
DOD 314



SAMPLE

Commander
US Army Communications-Electronics Command
and Fort Monmouth
ATTN: DRSEL-ME-MP
Fort Monmouth, New Jersey 07703

TEAR AL

PERFORATED LINE

RECOMMENDED CHANGES TO EQUIPMENT TECHNICAL PUBLICATIONS



THEN...JOT DOWN THE DOPE ABOUT IT ON THIS FORM. CAREFULLY TEAR IT OUT, FOLD IT AND DROP IT IN THE MAIL.

SOMETHING WRONG WITH THIS PUBLICATION?

FROM: (PRINT YOUR UNIT'S COMPLETE ADDRESS)

DATE SENT

PUBLICATION NUMBER

TM 11-5825-270-23P

PUBLICATION DATE

5 Dec 1983

PUBLICATION TITLE

Monitor, Radio Frequency
R-2176/FRN

BE EXACT PIN-POINT WHERE IT IS

PAGE NO.

PARA-GRAPH

FIGURE NO.

TABLE NO.

IN THIS SPACE TELL WHAT IS WRONG AND WHAT SHOULD BE DONE ABOUT IT:

TEAR ALONG PERFORATED LINE

PRINTED NAME GRADE OR TITLE AND TELEPHONE NUMBER

SIGN HERE

DA FORM 2028-2
1 JUL 79

PREVIOUS EDITIONS ARE OBSOLETE

P.S.--IF YOUR OUTFIT WANTS TO KNOW ABOUT YOUR RECOMMENDATION MAKE A CARBON COPE OF THIS AND GIVE IT TO YOUR HEADQUARTERS.

REVERSE OF DA FORM 2028-2

FILL IN YOUR
UNIT'S ADDRESS

FOLD BACK

TEAR ALL

DEPARTMENT OF THE ARMY

OFFICIAL BUSINESS
PENALTY FOR PRIVATE USE \$300

POSTAGE AND FEES PAID
DEPARTMENT OF THE ARMY
DOD 314



PERFORATED LINE

Commander
US Army Communications-Electronics Command
and Fort Monmouth
ATTN: DRSEL-ME-MP
Fort Monmouth, New Jersey 07703

By Order of the Secretary of the Army:

Official:

JOHN A. WICKHAM JR.
General, United States Army
Chief of Staff

ROBERT N. JOYCE
Major General, United States Army
The Adjutant General

Distribution:

To be distributed in accordance with special list.

This fine document...

Was brought to you by me:



[Liberated Manuals -- free army and government manuals](#)

Why do I do it? I am tired of sleazy CD-ROM sellers, who take publicly available information, slap “watermarks” and other junk on it, and sell it. Those masters of search engine manipulation make sure that their sites that sell free information, come up first in search engines. They did not create it... They did not even scan it... Why should they get your money? Why are not letting you give those free manuals to your friends?

I am setting this document FREE. This document was made by the US Government and is NOT protected by Copyright. Feel free to share, republish, sell and so on.

I am not asking you for donations, fees or handouts. If you can, please provide a link to liberatedmanuals.com, so that free manuals come up first in search engines:

<A HREF=<http://www.liberatedmanuals.com/>>Free Military and Government Manuals

- Sincerely
Igor Chudov
<http://igor.chudov.com/>
- [Chicago Machinery Movers](#)