

DEPARTMENT OF THE ARMY TECHNICAL MANUAL
ORGANIZATIONAL AND DIRECT SUPPORT MAINTENANCE
REPAIR PARTS AND SPECIAL TOOLS LISTS
FOR
VISUAL APPROACH PATH INDICATOR MX-7301/TVN
(NSN 5825-00-918-3738)

Headquarters, Department of the Army, Washington, DC
8 November 1978

Current as of 27 July 1978

REPORTING OF ERRORS

You can improve this manual by calling attention to errors and by recommending improvements and stating your reasons for the recommendations. Your letter or DA Form 2028 (Recommended Changes to Publications and Blank Forms) should be mailed direct to Commander, US Army Communications and Electronics Materiel Readiness Command, ATTN: DRSEL-ME-MQ, Fort Monmouth, NJ 07703. A reply will be furnished direct to you.

Table of Contents

			Page	Illus- Figure
SECTION	I.	Introduction	2	
	II.	Repair parts list	6	
GROUP	00	Visual Approach Path Indicator MX-7301PIVN.....	6	1
SECTION	III.	Special tools list (Not applicable)		
	IV.	National stock- number and part number index	8	

*This manual supersedes so much of TM 11-5825-248-15, 11 March 1970 as pertains to repair parts and special tools lists.

**SECTION I
INTRODUCTION**

1. Scope

This manual lists spares and repair parts; special tools; special test, measurement, and diagnostic equipment (TMDE), and other special support equipment required for performance of organizational and direct support maintenance of the MX-7301/TVN. It authorizes the requisitioning and issue of spares and repair parts as indicated by the source and maintenance codes.

2. General

This Repair Parts and Special Tools List is divided into the following sections:

a. Section II. Repair Parts List. A list of spares and repair parts authorized for use in the performance of maintenance. The list also includes parts which must be removed for replacement of the authorized parts. Parts lists are composed of functional groups in numeric sequence, with the parts in each group listed in figure and item number sequence.

b. Section III. Special Tools List. Not applicable.

c. Section IV. National Stock Number and Part Number Index. A list, in National item identification number (NIIN) sequence, of all National stock numbers (NSN) appearing in the listings, followed by a list, in alphameric sequence, of all part numbers appearing in the listings. National stock numbers and part numbers are cross-referenced to each illustration figure and item number appearance.

3. Explanation of Columns

a. Illustration. This column is divided as follows:

(1) *Figure number* Indicates the figure number of the illustration on which the item is shown.

(2) *Item number*. The number used to identify item called out in the illustration.

b. Source, Maintenance and Recoverability (SMIR) Codes.

(1) *Source code.* Source codes indicate the manner of acquiring support items for maintenance, repair, or overhaul of end items. Source codes are entered in the first and second positions of the Uniform SMR Code format as follows:

Code	Definition
PA --	Item procured and stocked for anticipated or known usage.
XD -	A support item that is not stocked. When required, item will be procured through normal supply channels.

NOTE

Cannibalization or salvage may be used as a source of supply for any items source coded above except those coded XA and aircraft support items as restricted by AR 700-42.

(2) *Maintenance Code* . Maintenance codes are assigned to indicate the levels of maintenance authorized to USE and REPAIR support items. The maintenance codes are entered in the third and fourth positions of the Uniform SMR Code format as follows:

(a) The maintenance code entered in the third position will indicate the lowest maintenance level authorized to remove, replace, and use the support item. The maintenance code entered in the third position will indicate one of the following levels of maintenance:

Code	Application/Explanation ,
O --	Support item is removed, replaced, used at the organizational level.
F -	Support item is removed, replaced, used at the direct support level.

(b) The maintenance code entered in the fourth position indicates whether the item is to be repaired and identifies the lowest maintenance level with the capability to perform complete repair (i.e., all authorized maintenance functions). This position will contain one of the following maintenance codes:

Code	Application/Explanation
F -	The lowest maintenance level capable of complete repair of the support item is the direct support level.
Z -	Nonreparable. No repair is authorized.

(3) *Recoverability code.* Recoverability codes are assigned to support items to indicate the disposition action on unserviceable items. The recoverability code is entered in the fifth position of the Uniform SMR Code format as follows:

Recoverability codes	Definition
Z-	Nonreparable item. When unserviceable, condemn and dispose at the level indicated in position 3.
F -	Reparable item. When uneconomically reparable, condemn and dispose at the direct support level.

c. National Stock Number. Indicates the National stock number assigned to the item and will be used for requisitioning purposes.

c. Part Number. Indicates the primary number used by the manufacturer (individual, company, firm, corporation, or Government activity), which

controls the design and characteristics of the item by means of its engineering drawings, specifications, standards, and inspection requirements to identify an item or range of items.

NOTE

When a stock numbered item is requisitioned, the repair part received may have a different part number than the part being replaced.

e. Federal Supply Code for Manufacturer , (FSCM). The FSCM is a 5-digit numeric code listed in SB 708-42 which is used to identify the manufacturer, distributor, or Government agency, etc.

f Description . Indicates the Federal item name and, if required, a minimum description to identify the item.

g. Unit of Measure (U/M). Indicates the standard of the basic quantity of the listed item as used in performing the actual maintenance function. This measure is expressed by a two-character alphabetical abbreviation (e.g., ea, in, pr, etc). When the unit of measure differs from the unit of issue, the lowest unit of issue that will satisfy the required unit of measure will be requisitioned.

h. Quantity Incorporated in Unit. Indicates the quantity of the item used in the breakout shown on the illustration figure, which is prepared for a functional group, subfunctional group, or an

4. Special Information.

The following publication pertains to the MX-7301/TVN and its components.

5. How to Locate Repair Parts

a. When National stock number or part number is unknown.

(1) *First.* Using the table of contents, determine the functional group within which the item belongs. This is necessary since illustrations are prepared for functional groups and listings are divided into the same groups.

(2) *Second.* Find the illustration covering the functional group to which the item belongs.

(3) *Third.* Identify the item on the illustration and note the illustration figure and item number of the item.

(4) *Fourth.* Using the Repair Parts Listing, find the figure and item number noted on the illustration.

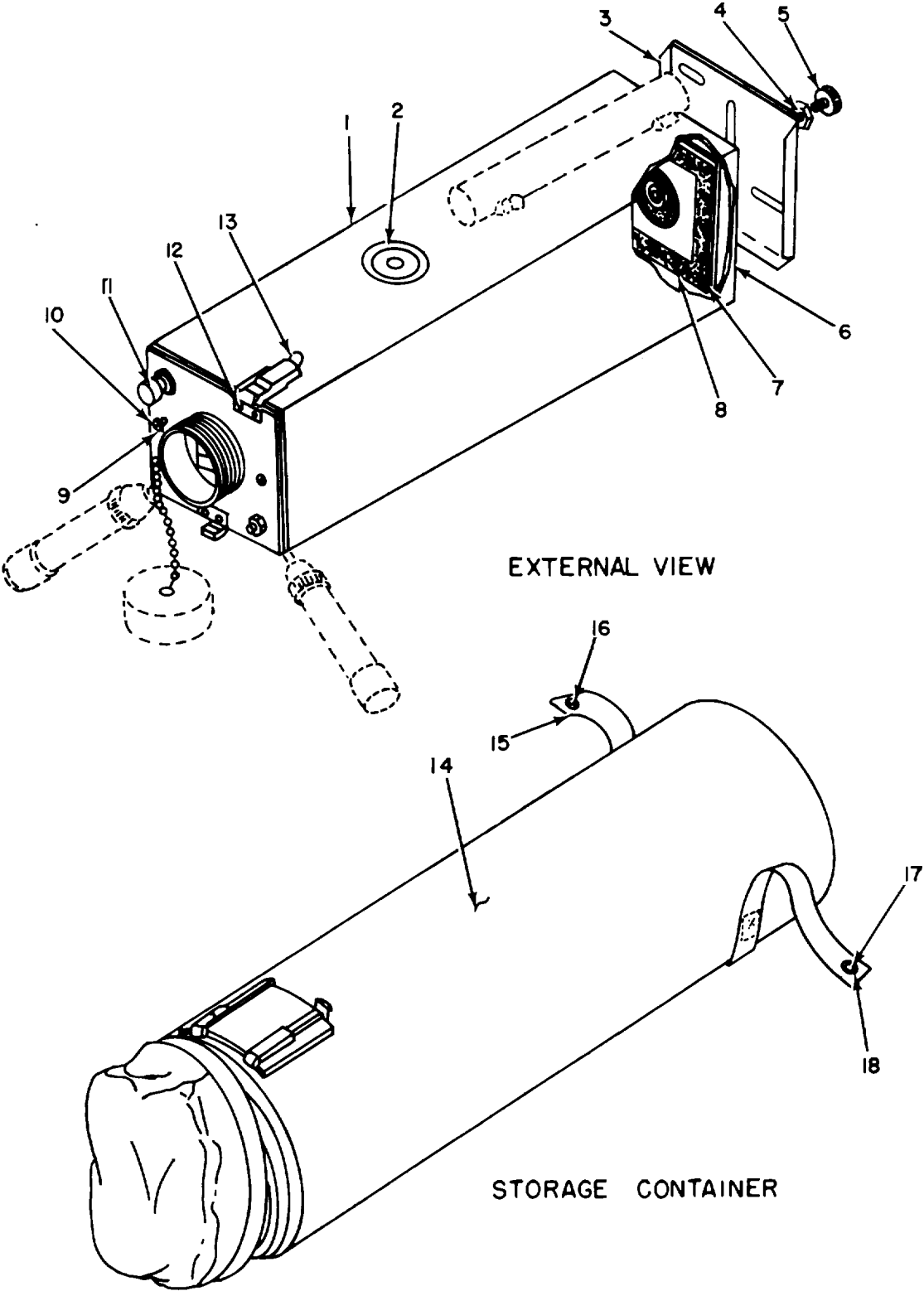
b. When National stock number or part number is known.

(1) *First.* Using the Index of National Stock Numbers and Part Numbers, find the pertinent National stock number or part number. This index is in NIIN sequence followed by a list of part numbers in alphameric sequence, cross-referenced to the illustration figure number and item number.

(2) *Second.* After finding the figure and item -number, locate the figure and item number in the repair parts list.

6. Abbreviations

Not applicable.

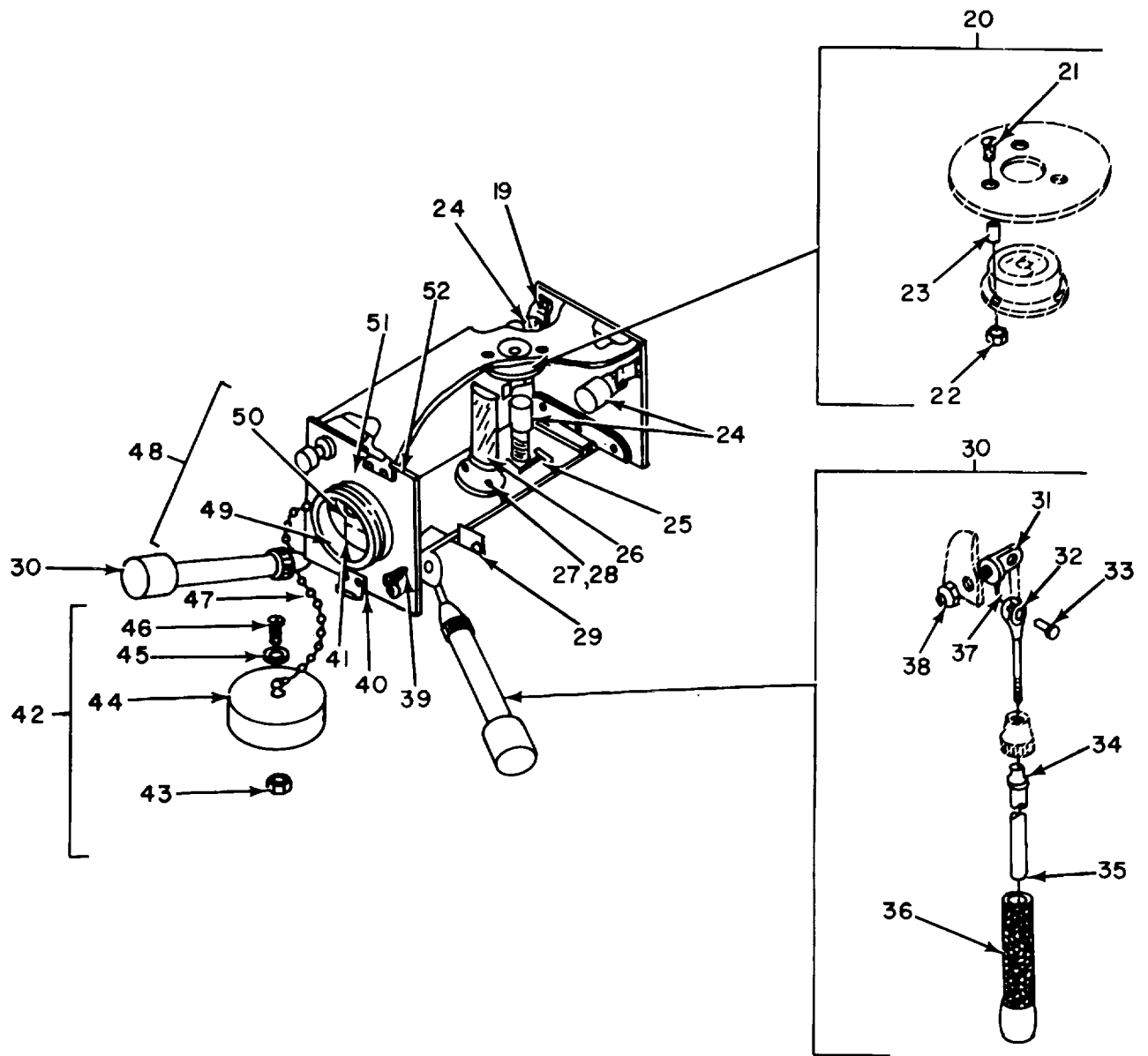


EXTERNAL VIEW

STORAGE CONTAINER

EL4SQ001

Figure 1. Visual Approach Path Indicator MX-7301/TVN (Sheet 1 of 2).



EL4SQ002

INTERNAL VIEW

Figure 1. Visual Approach Path Indicator MX-7301/TVN (Sheet 2 of 2).

SECTION II

TM 11-5825-248-23P

(1) ILLUSTRATION		(2)	(3)	(4)	(5)	(6)	(7)	(8)
(a) FIG NO.	(b) ITEM NO.	SMR CODE	NATIONAL STOCK NUMBER	PART NUMBER	FSCM	DESCRIPTION USABLE ON CODE	U/M	QTY INC IN UNIT
						GROUP 00 VISUAL APPROACH PATH INDICATOR MX-7301TVN		
1	1	PAFFF	6210-00-401-973T	193-054-L01	98897	HOUSING ASSEMBLY VI EA	1	
1	2	PAFZZ	9330-00-180-7044	19-010-1	9268	WINDOW,OBSERVATION EA	1	
1	3	XDFZZ		193-005-101I	98897	BRACKET,DOUBLE EA	1	
1	4	PAFZZ	531D-00-777-5791	M521059L3	96906	NUT,SELF-LOCKING,PL..... EA	1	
1	5	PAFZZ	5305-00-182-5186	193-025-101	9689	THUMBSCREW EA	1	
1	6	PAFZZ	5999-00-134-5930	193-042-O01	98897	CONTACT,ELECTRICAL E.A	1	
1	7	PAPZZ	53200-584-O672	MS20426AD3-5	96906,	RIVET,SOLID..... EA	18	
1	8	PAFZZ	5999-00-401-0134	93-052-101	98897	PRINTED WIRING BOAR..... EA	1	
1	9	XDFZZ		BRNO.6XO.5	98897	SCREW,WD,PAN,HD EA	1	
1	10	XDOFZZ		STSTPIOO-004A16	98897	TERMINAL,LUG EA	1	
1	11	PAFZZ	5930-00-191-5648	1156	00715	SWITCH,PUSH EA	1	
1	12	PAFZZ	5320-00-117-6939	NSO426AD3-8	969906	RIVET,SOLID EA	8	
1	13	PAFZZ	5343-00-9 8676	15797	14C	CATCH,CLAMPING..... EA	1	
1	14.	PAFFF	621-00-401-9738	193-028-101	98897	CASE,INDICATOR EA	1	
1	15	PAFZZ	5325-00-359-6844	AN?27-6B	8844	CAP,SNAP FASTENER EA	1	
1	16	PAFZZ	5325-00-285-6250	AN227-TB	8044	SOCKET,SNAP FASTENE..... EA	1	
1	17	PAZZ	5325-00-276-4934	AN227-88	83044	STUD,SNAP FASTENER EA	1	
1	18	PAFZZ	5325-00-276-4978	AN227-98	88044	POST,SNAP FASTENER EA	1	
1	19	PAFZZ	S320-00-117-6953	NS2G426AD4-3	96906	RIVET ,SOLID EA	4	
1	20	PAFZ	5210-00-351-29T6	193-024-1	98871	LEVEL ASSEMBLY CIRC..... EA	1	
1	21	PAFZZ	5305-00-999-4095	N524693BBB	96906	SCREW MACHINE..... EA	3	
1	22	PAFZZ	531D-00-93-9T746	MS35649-245	96906	NUT,PLAIN,HEXAGON EA	5	
1	23	PAFZZ	5365-00-182-5366	193-013-1	98897	SPACER,SLEEV EA	3	
1	24	XDOZZ		GE965	24455	LAMP,INCANDESCCE EA	3	
1	25	XDFZZ		55-87	00771	LAMPHOLDER EA	1	
1	26	PAFZZ	6650-00-223-7300	193007-1	98897	LENS ASSY OPTICAL..... EA	1	
1	27	PAFZZ	5305-00-835-472C	N521207-4-4	96906	SCREW,TAPPING.THREA EA	2	
1	28	PAFZZ	5310-00-L6i-0657	AN960-3	88044	WASHER,FLAT E.A	2	
1	29	PAFZZ	5340-DO-182-5378	193-053-10I	18897	BRACKET, ADJUSTABLE..... EA	2	
1	30	PAFFF	6210-00-401-9735	193-034-101	98897	LEG ASSEMBLY ELECIR EA	2	
1	31	PAFZZ	5306-00-638-2214	AN42W13A	88044	BIOLT.EYE EA	2	
1	32	PAFZZ	5340-00-068-0527	M521252-3RS	96H06	CLEVIS,ROD END..... EA	2	
1	33	PAPFZ	5315-00-812-3159	M520392-2C11	96906	PIN,STRAIGHT,HEADE..... EA	2	
1	34	PAFZZ	5315-00-182-4142	193-034-102	98897	PIN ,STRAIGHT ,HEAOLE EA	1	
1	35	PAFZZ	5305-00-253-562	AN535-O-6	88044	SCREW,DRIVE EA	1	
1	36	PAFZZ	62O-00-.40-9734	193-032-1	96906	LEG,ELECTRICAL EQUI EA	2	
1	37	PAFZZ	5315-00-839-2325	MS24665-132	96906	PIN COTTER..... EA	2	
1	38	PAFZZ	5310-00-222-4246	22K1-02	72962	NUT,SELF-LOCKINGC EA	2	
1	39	PAFZZ	5305-00-889-2999	MS35206-17	96906:	SCREW,MACHINE EA	2	
					6			

SECTION II

TM 11-5825-248-23P

(1) ILLUSTRATION		(2)	(3)	(4)	(5)	(6) DESCRIPTION	(7)	(8)
(a) FIG NO.	(b) ITEM NO.	SMR CODE	NATIONAL STOCK NUMBER	PART NUMBER	FSCM	USABLE ON CODE	U/M	QTY INC IN UNIT
1	40	PAFZZ	5340-00-594-2167	15794	14608	STRIKE,CATCH	EA	2
1	41	PAFZZ	9333-33-223-8732	193-027-1	92685	WINDOW,OBSERVATION	EA	1
1	42	XDFFF		193-104-1	98897	CAP ASSEMBLY	EA	1
1	43	PAFZZ	5310-00-878-3292	MS21041-04	96906	NUT, SELF-LOCKING,EX.	EA	1
1	44	PAFZZ	5340-30-828-0596	NAS813-28	90205	CAP,PROTECTIVE.DUS.....	EA	1
1	45	PAFZZ	5310-00-90-91310	AN96-4	88044	WASHER,FLAT	EA	1
1	46	PAFZZ	5305-00-207-7466	MS35214-13	96996	SCREW,MIACHINE	EA	1
1	47	XDFZZ		10	39428	CHAIN ASSY,SNG	EA	1
1	48	PAFFF	6650-00-223-7301	193-0150-I	9891	CELL ASSEMBLY.OPTIC.....	EA	1
1	49	PAFZZ	6650-00-401-9640	19B-004-E	98897	CELL,OPTICAL ELEMEN.....	EA	1
1	50	XDFZZ		193-006-1	98891	LENS ASSY,IND L	EA	1
1	51	PAFZZ	621 0-00-01-9736	193-008-1	98891	END PLATE ASSEMBLY	EA	1
1	52	PAFZZ	5330-00-181-5219	193-008-5	98897	GASKET.....	EA	1
					7			

NATIONAL STOCK NUMBER AND PART NUMBER INDEX

STOCK NUMBER	FIG.	ITEM	STOCK NUMBER	FIG.	ITEM
5320-00-117-6939	1	12	6650-00-401-9640	1	49
5320-00-117-6953	1	19	6210 00-401-9734	1	36
5999-00-134-5930	1	6	6210-00-401-9735	1	30
5310-00-167-0657	1	28	6210-00-401-9736	1	51
9330-00-180-7044	1	2	6210-00-401-9731	1	1
9330-00-181-5219	1	52	6210-00-401-9738	1	14
5315-00-182-4142	1	34	5999-00-40F0734	1	8
505-00-182-5186	1	5	5320-00-584-0672	1	7
5365-00-182-S366	1	23	5306-00-638-2214	1	31
5340-00-182-5378	1	29	5310-00-77-5791	1	4
5930-009-19 5648	1	11	53L5-00-812-3759	1	33
5305-00-207-7466	1	46	5340-00-80596	1	44
66 50-00-223-7300	1	26	5305-00-35-4720	1	27
6650-00-223-7301	1	48	53L0-00-878-3292	1	43
9330-00-223-8732	1	41	5305-00-889-2999	1	39
			53 0-00-934-9746	1	22
5305-00-253-5625	1	35	53L0-00-950-1310	1	45
5325-00-276-4934	1	17	5340- 00-950 8676	1	13
5210-00-351-2976	1	20			

PART NUMBER	FSCM	FIG. NO.	ITEM NO.	PART NUMBER	FSCM	FIG. NO.	ITEM NO.
AN227-68	88044	1	IS	1156	00715	1	11
AN227-78	88044	1	16	15794	14408	1	40
AN227-8B	88044	1	17	15797	14608	1	13
AN227-95	88044	1	18	193-004-1	98897	t	49
AN42B3A	88044	1	31	193-005-101	98897	1	3
				193-006 1	98897	1	50
A 535-10-6	88044	1	35	193-007-1	98897	1	26
AN960-3	88044	1	28	193-0081	98897	1	51
AN980-4	88044	1	45	193-005	98897	1	52
BRSNO.6XO. 5	98897	1	9	193-013-1	92685	1	2
GE95S	24455	1	24	193-013-L	98897	1	23
MS20392-2CII	96906	1	33	193-024-1	98897	1	20
MS20426AU3-S	96906	1	12	193-325-101	98897	1	5
MS20426A3-6	96906	1	7	193-027-1	9268	1	41
MS20426AD4-8	96906	1	19	193-028-i01	98897		14
MS21043-04	96906	1	43	193-032-1	98897	1	36
MSI21207-4-4	96906	1	27	193-034 101	98897	1	30
MS21252-3R5	96906	1	32	193-034-102	98897	1	34
MS24665-132	96906	1	37	193-042-101	98897	1	6
MS35206-217	96906	1	39	193-050-101	98897	1	48
MS35214-13	96906	1	46	193-052-t01	98897	1	8
M535649-25	96906	1	22	193-053-101	98897	1	29
				193-054-101	98E97	1	1
AS8S13-28	80205	1	44	193-10.-t	98897	1	42
STSTP100-0411S	98897	1	10	22KI-02	72962	1	38
13	39i28	1	47	55-87	00771	1	25

LATEST NATIONAL STOCK NUMBER ASSIGNMENTS

STOCK NUMBER	FIGURE NO.	ITEM NO.	STOCK NUMBER	FIGURE NO.	ITEM NO.
5340-00-068-0527	1	32	5325-00-285-6250	1	16
5310-00-222-4246	1	38	5325-00-359-6844	1	15
5325-00-276-4978	1	18	5340-00-594-2167	1	40
			5315-00-839-4325	1	37
			5305-0-99-4095	1	21

LATEST PART PAR NBER ASSIGENTS

PART NUMBER	FSCM	FIG. NO.	ITEM NO.
MS21059L	96906	1	1
MS2463BB8	96906	1	21

By Order of the Secretary of the Army:

Official

BERNARD W. ROGERS
General, United States Army
Chief of Staff


J. C. PENNINGTON
Brigadier General, United States Army
The Adjutant General

Distribution:

To be distributed in accordance with DA Form 12-36, Organizational requirements for MX-7301/TVN.

- U.S. GOVERNMENT PRINTING OFFICE : 262-912

RECOMMENDED CHANGES TO EQUIPMENT TECHNICAL PUBLICATIONS



SOMETHING WRONG WITH THIS PUBLICATION?

THEN... JOT DOWN THE DOPE ABOUT IT ON THIS FORM. CAREFULLY TEAR IT OUT. FOLD IT AND DROP IT IN THE MAIL!

FROM: (PRINT YOUR UNIT'S COMPLETE ADDRESS)

DATE SENT

PUBLICATION NUMBER

TM 11-5825-270-10

PUBLICATION DATE

23 Jul 81

PUBLICATION TITLE

Radio Frequency R-2176/FRN

BE EXACT... PIN-POINT WHERE IT IS				IN THIS SPACE TELL WHAT IS WRONG AND WHAT SHOULD BE DONE ABOUT IT:
PAGE NO.	PARA. GRAPH	FIGURE NO.	TABLE NO.	

PRINTED NAME, GRADE OR TITLE, AND TELEPHONE NUMBER

SIGN HERE

TEAR ALONG PERFORATED LINE

DA FORM 2028-2
1 JUL 79

PREVIOUS EDITIONS ARE OBSOLETE.

P.S.—IF YOUR OUTFIT WANTS TO KNOW ABOUT YOUR RECOMMENDATION MAKE A CARBON COPY OF THIS AND GIVE IT TO YOUR HEADQUARTERS.

• (30295)

This fine document...

Was brought to you by me:



[Liberated Manuals -- free army and government manuals](#)

Why do I do it? I am tired of sleazy CD-ROM sellers, who take publicly available information, slap “watermarks” and other junk on it, and sell it. Those masters of search engine manipulation make sure that their sites that sell free information, come up first in search engines. They did not create it... They did not even scan it... Why should they get your money? Why are not letting you give those free manuals to your friends?

I am setting this document FREE. This document was made by the US Government and is NOT protected by Copyright. Feel free to share, republish, sell and so on.

I am not asking you for donations, fees or handouts. If you can, please provide a link to liberatedmanuals.com, so that free manuals come up first in search engines:

<A HREF=<http://www.liberatedmanuals.com/>>Free Military and Government Manuals

- Sincerely
Igor Chudov
<http://igor.chudov.com/>
- [Chicago Machinery Movers](#)