

TM 11-5821-261-35P

TECHNICAL MANUAL

**DS, GS, AND DEPOT MAINTENANCE
REPAIR PARTS AND SPECIAL TOOLS LIST**

**RADIO SET AN/ARC-116
FSN 5821-935-5073**

**This copy is a reprint which includes current
pages from Changes 1 through 3.**

HEADQUARTERS, DEPARTMENT OF THE ARMY

FEBRUARY 1971

CHANGE }
 No. 3 }

HEADQUARTERS
 DEPARTMENT OF THE ARMY
 WASHINGTON, D.C., 13 December 1974

**Direct Support General Support, and Depot
 Maintenance Repair Parts and Special Tools List
 RADIO SET AN/ARC-116
 (FSN 5821-935-5073)**

TM 11-5821-261-35P, 2 February 1971, is changed as follows:

Page 7. Items numbers 10 through 13 from top.
 Delete these items in their entirety.

Page 34. Item numbers 6 and 7 from top. Delete
 these items in their entirety.

Page 63. Delete the following FSN's.

5821-091-9153

5821-091-9156

5821-134-7003

5821-177-2980

Page 64. Delete the following FSN.

5821-403-6900

Page 70. Delete the following reference number
 SM-B-617890

Page 71. Delete the following reference numbers.

SM-B-632139

SM-B-632150

SM-B-632340

Page 72. Delete the following reference numbers.

SM-B-692644

SM-B-692900

Page 75. Delete reference designation A1.

Page 80. Delete reference designation A2.

By Order of the Secretary of the Army:

FRED C. WEYAND
*General, United States Army
 Chief of Staff*

Official:

VERNE L. BOWERS

Major General, United States Army

The Adjutant General

Distribution:

To be distributed in accordance DA Form 12-36, (qty rqr block no. 134), Direct and General Support Maintenance requirements for AN/ARC-116.

CHANGE }
No. 2 }

HEADQUARTERS
DEPARTMENT OF THE ARMY
WASHINGTON, D.C., 10 August 1973

**Direct Support, General Support and Depot Maintenance Repair
Parts and Special Tools List
RADIO SET AN/ARC-116
(FSN 5821-935-5073)**

TM 11-5821-261-35P, 2 February 1971, is changed as follows:

Page 3, paragraph 3, line 2. After "Sections II and III," add "The new source, maintenance, and recoverability codes are explained at the end of subparagraph a(3)".

Page 4, paragraph 3a(3). At the end of subparagraph (3), add:

NOTE

The new source, maintenance, and recoverability codes are explained below.

(a) *Source code.* Indicates the manner of acquiring support items for maintenance, repair or overhaul of end items. Source codes are:

<i>Code</i>	<i>Explanation</i>
PA—	Item procured and stocked for anticipated or known usage.
PB—	Item procured and stocked for insurance purposes because essentiality dictates that a minimum quantity be available in the supply systems.
PC—	Item procured and stocked and which otherwise would be coded PA except that it is deteriorative in nature.
PD—	Support item, excluding support equipment, procured for initial issue or outfitting and stocked only for subsequent or additional initial issues or outfittings. Not subject to automatic replenishment.
PE—	Support equipment procured and stocked for initial issue or outfitting to specified maintenance repair activities.

<i>Code</i>	<i>Explanation</i>
PF—	Support equipment which will not be stocked but which will be centrally procured on demand.
PG—	Item procured and stocked to provide for sustained support for the life of the equipment. It is applied to an item peculiar to the equipment which because of probable discontinuance or shutdown of production facilities would prove uneconomical to reproduce at a later time.
KD—	An item of depot overhaul/repair kit and not purchased separately. Depot kit defined as a kit that provides items required at the time of overhaul or repair.
KF—	An item of a maintenance kit and not purchased separately. Maintenance kit defined as a kit that provides an item that can be replaced at organizational or direct support or general support levels of maintenance.
KB—	Item included in both a depot overhaul/repair kit and a maintenance kit.
MO—	Item to be manufactured or fabricated at organizational level.
MF—	Item to be manufactured or fabricated at direct support maintenance level.
MH—	Item to be manufactured or fabricated at general support maintenance level.
MD—	Item to be manufactured or fabricated at depot maintenance level.
AO—	Item to be assembled at organizational level.
AF—	Item to be assembled at direct support maintenance level.
AH—	Item to be assembled at general support maintenance level.
AD—	Item to be assembled at depot maintenance level.

Code	Explanation
XA—	Item is not procured or stocked because the requirements for the item will result in the replacement of the next higher assembly.
XB—	Item is not procured or stocked. If not available through salvage, requisition.
XC—	Installation drawing, diagram instruction sheet, field service drawing, that is identified by manufacturers' part number.
XD—	Support items can be requisitioned with justification.

NOTE

Cannibalization or salvage may be used as a source of supply for any items source coded above except those coded XA and aircraft support items as restricted by AR 700-42.

(b) *Maintenance code.* Maintenance codes are assigned to indicate the levels of maintenance authorized to USE and REPAIR support items. The maintenance codes are entered in the third and fourth positions of the Uniform SMR Code Format as follows-

1. *Use (third position).* The maintenance code entered in the third position indicates the lowest maintenance level authorized to remove, replace, and use the support item. The maintenance code entered in the third position indicates one of the following levels of maintenance.

Code	Explanation
O—	Support item is removed, replaced, used at the organizational level of maintenance.

NOTE

A code "C" may be used in this position to denote crew or operator maintenance performed within organizational maintenance.

Code	Explanation
F—	Support item is removed, replaced, used at the direct support maintenance level.
H—	Support item is removed, replaced, used at the general support maintenance.
D—	Support items that are removed, replaced, used at depot only.

2. *Repair (fourth position).* The maintenance code entered in the fourth position indicates whether the item is to be repaired and identifies the lowest maintenance level with the capability to perform complete repair (i.e., all authorized maintenance functions). When a maintenance code is not used a dash (-) sign is entered. For multi-service equipment/systems or when a code is entered, this position will contain one of the following maintenance codes as assigned by the service(s) that require the code—

Code	Explanation
O—	The lowest maintenance level capable of complete repair of the support item is the organizational level.
F—	The lowest maintenance level capable of complete repair of the support item is direct support.
H—	The lowest maintenance level capable of complete repair of the support item is general support.
D—	The lowest maintenance level capable of complete repair of the support item is the depot level.
L—	Repair restricted to designated Specialized Repair Activity.
Z—	Non-repairable. No repair is authorized.
B—	No repair is authorized. The item may be reconditioned by adjusting, lubricating, etc., at the user level. No parts or special tools are procured for the maintenance of this item.

(3) *Recoverability code.* Recoverability codes are assigned to support items to indicate the disposition action on unserviceable items. The recoverability code is entered in the fifth position of the uniform SMR Code Format as follows-

Code	Explanation
Z—	Nonrepairable item. When unserviceable, condemn and dispose at the level indicated in the first digit of the maintenance code.
O—	Repairable item. When uneconomically repairable, condemn and dispose at organizational level.
F—	Repairable item. When uneconomically repairable, condemn and dispose at the direct support level.
H—	Repairable item. When uneconomically repairable, condemn and dispose at the general support level.
D—	Repairable item. When beyond lower level repair capability, return to depot. Condemnation and disposal not authorized below depot level.
L—	Repairable item. Repair, condemnation, and disposal not authorized below depot/Specialized Repair Activity level.
A—	Item requires special handling or condemnation procedures because of specific reasons (i.e., precious metal content, high dollar value, critical material or hazardous material).

Page 8, reference designation MP10, column (1). Change "PF" to "PAFDA".

Reference designation A2, column (1). Change “PH ” to “PAHDA”.

Page 19, reference designation A2, column (1). Change “PH ” to “PAHDA”.

Reference designation A3, column (1). Change “PH ” to “PAHDA”.

Reference designation A4, column (1). Change “PH ” to “PAHDA”.

Page 20, reference designation A5, column (1). Change “PH ” to “PAHDA”.

Reference designation A6, column (1). Change “PH ” to “PAHDA”.

Page 24, reference designation A5, column (1). Change “PF ” to “PAFDA”.

Reference designation A5, column (2). Change “5821-777-3406” to “5821-177-3406”.

Reference designation A6, column (1). Change “PF ” to “PAFDA”.

Page 25, reference designation A7, column (1). Change “PF ” to “PAFDA”.

Reference designation A7, column (1). Change “PF ” to “PAFDA”.

Reference designation A7, column (1). Change “PF ” to “PAFDA”.

Reference designation A8, column (1). Change “PF ” to “PAFDA”.

Reference designation A8, column (1). Change “PF ” to “PAFDA”.

Reference designation A16, column (1). Change “PF ” to “PAFDA”.

Reference designation A16, column (1). Change “PF ” to “PAFDA”.

Reference designation A9, column (1). Change “PF ” to “PAFDA”.

Reference designation A15, column (1). Change “PF ” to “PAFDA”.

Reference designation A10, column (1). Change “PF ” to “PAFDA”.

Reference designation A10, column (1). Change “PF ” to “PAFDA”.

Reference designation A14, column (1). Change “PF ” to “PAFDA”.

Reference designation A14, column (1). Change “PF ” to “PAFDA”.

Reference designation A11, column (1). Change “PF ” to “PAFDA”.

Reference designation A11, column (1). Change “PF ” to “PAFDA”.

Page 27, reference designation A13, column (1). Change to “PF ” to “PAFDA”.

Reference designation A13, column (1). Change “PF ” to “PAFDA”.

Reference designation A12, column, (1). Change

“PF ” to “PAFDA”.

Page 31, reference designation A2, column (1). Change “PH” to “PAHDA”.

Page 34, reference designation A5, column (1). Change “PH” to “PAHDA”.

Reference designation A5, column (1). Change “PH” to “PAHDA”.

Reference designation A5, column (1). Change “PH ” to “PAHDA”.

Page 41, reference designation A4, column (1). Change “PH ” to “PAHDA”.

Page 42, reference designation Z1, column (1). Change “PH ” to “PAHDA”.

Page 44, reference designation A1, column (1). Change “PD” to PADDA”.

Reference designation A1, column (1). Change “PD” to “PADDA”.

Page 45, reference designation A2, column (1). Change “PD” to “PADDA”.

Page 48, reference designation E10, column (1). Change “PH” to “PAHDA”.

Page 49, reference designaton J17, column (1). Change “PH” to “PAHDA”.

Reference designation A1, column (1). Change “PD” to “PADDA”.

Page 50, reference designation A2, column (1). Change “PD” to “PADDA”.

Page 51, reference designation A4. Make the following changes:

Column (1). “PD” to “PADDA”.

Column (2). Change 5820-403-6902” to “5821-403-6902”.

Reference designation A5, column (1). Change “PD” to “PADDA”.

Reference designation A3, column (1). Change “PD” to “PADDA”.

Page 61, section IV, heading. Below section heading add:

NOTE

LATEST FEDERAL STOCK NUMBER ASSIGNMENTS ARE INCLUDED AT END OF INDEX.

Page 65. After the last Federal stock number listed, add:

LATEST FEDERAL STOCK NUMBER ASSIGNMENTS

<i>Stock Number</i>	<i>Figure No.</i>	<i>Reference Designation</i>
5821-177-3406	2	A5
5821-403-6902	4	A4

By Order of the Secretary of the Army:

CREIGHTON W. ABRAMS
General, United States Army
Chief of Staff

Official:

VERNE L. BOWERS
Major General, United States Army
The Adjutant General

Distribution:

To be distributed in accordance with DA Form 12-36, (qty rqr block No. 134) Direct and General Support maintenance requirements for AN/ARC-116.

CHANGE
No. 1



HEADQUARTERS
DEPARTMENT OF THE ARMY
WASHINGTON, D. C., 28 February 1972

**Direct Support, General Support, and Depot Maintenance
Repair Parts and Special Tools List**

**RADIO SET AN/ARC-116
(FSN 5821-935-5073)**

TM 11-5821-261-35P, 2 February 1971, is changed as follows:

Pages 4 and 5 Paragraph 3f note, (1), (2), and (3).
Delete and substitute the following:

f. 30-day DS/GS Maintenance Allowances, Columns 6 and 7.

NOTE

Separate columns for direct support (DS) and general support (GS) indicate the total range of repair parts authorized for use at the appropriate categories.

The allowance columns are divided into three sub-columns. An asterisk in these columns opposite the first appearance of each item indicates the item is authorized on an "as required" basis. Repair parts stockage at the DS/GS levels will be based on demand and determined in accordance with AR 710-2. Subsequent appearances of the same item will have the letters "REF" in the allowance columns.

Paragraph 3g. Delete and substitute the following:

g. One-Year Allowances Per 100 Equipments/Contingency Planning Purposes, Column 8. This column indicates items required to support 100 equipments for 1 year. An asterisk opposite the first appearance of each item indicates the range of items required.

Pages 4 and 5. Paragraph 3h, delete and substitute the following:

h. Depot Maintenance Allowance per 100 Equipments, column 9. This column indicates items authorized for depot maintenance of 100 equipments. An asterisk opposite the first appearance of each

item indicates the range of items authorized on an "as required" basis. Subsequent appearances of the same item will have the letters "REF" in this column when shown as a supply item.

Page 5, paragraph 4a. Add TM 11-5821-259-35P, Direct Support, General Support, and Depot Maintenance Repair Parts and Special Tools Lists for Radio Set AN/ARC-114.

Page 6, paragraph 4g. Delete in its entirety.

Paragraph 7, line 7, change ATTN: AMSEL-ME-NMP to ATTN: AMSEL-MA-M.

The following changes are made in section II.

Column 1, SMR Code. Delete all crosshatch (#) symbols in the recoverability column.

Columns 6 through 9, Maintenance Allowances. Delete all stockage quantities and replace with asterisks,

Columns 1 through 10. Delete all items SMR coded X1H on pages 27 and 28 in their entirety.

Page 8, Column 1, item number 7 from the top. Delete recoverability code R.

Column 3, item number 12 from the top. Change item part number and Mfg Code from 30YY2069 (81073) to SM-A-595811-4 (80063).

Column 2, item numbers 14 and 17 from the top. Change FSN 5310-792-3548 to 5310-113-3841.

Column 2, item numbers 2 and 3 from the bottom. Change FSN 3020-102-6806 to 3020-102-6808.

Page 12, Column 2, item number 4 from the bottom. Change FSN 5930-168-4153 to 5930-459-4003.

Page 13, Column 2, item number 4 from the top. Change FSN 5315-880-9078 to 5315-797-5206.

Column 2, item number 14 from the top. Change FSN 3020-195-5823 to 3020-195-5832.

Column 2, item number 3 from the bottom. Change FSN 3020-195-5823 to 3020-195-5833.

Page 15, Column 2, item number 5 from the top. Change FSN 5315-880-9078 to 5315-797-5206.

Page 19, Column 10a, item number 5 from the bottom. Change Figure Number 5 to 4.

Page 20, Column 2, item numbers 6 and 7 from the bottom. Change FSN 5365-191-9027 to 5365-191-4027.

Column 2, item number 10 from the bottom. Change FSN 5310-126-0014 to 5310-145-1979

Page 24, Column 1, item numbers 2 and 4 from the bottom. Add recoverability Code "T" to the SMR Code.

Column 2, item number 3 from the bottom. Change FSN 5821-777-3406 to 5821-177-3406.

Column 2, item number 4 from the top. Change FSN 5310-1260014 to 5310-145-1979.

Page 25, Column 1, item numbers 1, 8, 9, 10, and 12 from the top. Add recoverability code "T" to the SMR code.

Column 2, item numbers 11 and 13 from the top. Change FSN 5821-689-6257 to 5821-177-3379.

Page 27, Column 2, item number 4 from the top. Add FSN 5821-177-3414.

Column 2, item number 9 from the top. Change FSN 5935-061-3276 to 5999-497-9274.

Column 2, item number 12 from the top. Change FSN 5310-126-0014 to 5310-145-1979.

Page 29, Column 1, item number 16 from the top. Change recoverability code "R" to "S."

Column 2, item numbers 5 and 18 from the top. Change FSN 5310-126-0014 to 5310-145-1979.

Page 30, Column 2, item number 5 from the top. Change FSN 5310-126-0014 to 5310-145-1979.

Column 10b, item numbers 1 and 2 from the bottom. Change the reference designation A3 to A2.

Page 31, Column 10b, item numbers 1 and 2 from the "top. Change the reference designations A2 to A3.

Page 34, Column 1, item number 5 from the bottom. Add recoverability code "T" to the SMR code.

Page 37, Column 2, item number 10 from the top. Change FSN 5905-924-3289 to 5905-924-3287.

Page 41, Column 1, item number 8 from the bottom. Add the recoverability code "T" to the SMR code.

Page 12, Column 1, item number 4 from the top. Change the SMR Code MDH to PH.

Column 2, item number 6 from the bottom. Change FSN 5340-596-4646 to 5340-402-4646.

Page 43, label this blank page as left blank intentionally.

Page 45, Column 3, item number 11 from the top. Change the description to Cable, Assembly, R.F.

Page 47, Column 2, item number 2 from the bottom. Change FSN 5935-061-3276 to 5999-497-9274.

Column 2, item number 10 from the bottom. Change FSN 5905-197-4008 to 5905-197-4028.

Page 48, Column 2, item number 2 from the top. Change FSN 5935-168-4926 to 5935-168-4126.

Column 2, item numbers 3 and 6 from the top. Change FSN 5935-061-3276 to 5999-497-9274.

Column 2, item number 9 from the top. Change FSN 5935-782-6165 to 5935-762-0412.

Page 49, Column 2, item number 8 from the top. Change FSN 5935-061-3276 to 5999-497-9274.

Column 2, item number 10 from the top. Change FSN 5935-168-4432 to 5821-168-3619.

Column 2, item number 3 from the bottom. Change FSN 6145-959-4490 to 6145-103-3057.

Page 50, Column 2, item number 1 from the bottom. Change FSN 5310-126-0014 to 5310-145-1979.

Page 52, Column 2, item numbers 7 through 11. Change FSN 5940-168-4272 to 5970-168-4272.

Column 2, item number 6 from the bottom. Change FSN 5310-126-0014 to 5310-145-1979.

Page 52, Column 10b, item number 1 from the top. Change the reference designation to H523.

Column 3, item number 9. Change description to Cable, Assembly, RF.

Page 60, Column 2, item numbers 4 and 5 from the bottom. Reverse the 2 FSN pertaining to these 2 items.

Column 3, item numbers 1 and 2 from the top. Add to the description: Authorized only in support of serial numbered sets 1 through 136 and add the model "P" to the usable on code column.

Column 3, item numbers 3 and 4 from the top. Add to the description: Authorized only in support of

serial numbered sets 137—on and add the model "R" to the usable on code column.

The following changes are made to figures 6 and 8.

Page 91, Figure 6. Reverse the reference designation A2 with A3.

Page 95, Figure 8. Add note: Prefix all reference designations with A2.

By Order of the Secretary of the Army:

Official:

VERNE L. BOWERS,
*Major General United States Army,
The Adjutant General.*

W. C. WESTMORELAND,
*General, United States Army,
Chief of Staff.*

Distribution:

To be distributed in accordance with DA Form 12-31, direct and general support maintenance requirements for the OH-58 aircraft and DA Form 12-36, direct and general support maintenance requirements for the OH-6A and AH-56 aircraft.

TECHNICAL MANUAL }
No. 11-5821-261-35P }

HEADQUARTERS
DEPARTMENT OF THE ARMY
WASHINGTON, D. C., 2 February 1971

**DS, GS, and Depot Maintenance Repair
Parts and Special Tools List**

**RADIO SET AN/ARC-116
FSN 5821-935-5073**

Current as of November 1970

	Paragraph	Page
SECTION I. INTRODUCTION		
Scope -----	1	3
General -----	2	3
Explanation of columns -----	3	3
Special information -----	4	5
How to locate repair parts -----	5	6
Federal supply codes for manufacture -----	6	6
Recommendations for maintenance publication improvements -----	7	6
II. REPAIR PARTS LIST		
GROUP I RADIO SET, FRONT SECTION -----		7
GROUP II RADIO SET, REAR SECTION -----		34
III. SPECIAL TOOLS LIST -----		60
IV. INDEX-FEDERAL STOCK NUMBER AND REFERENCE NUMBER CROSS-REFERENCE TO FIGURE AND REFERENCE DESIGNATION-----		61
V. INDEX-REFERENCE DESIGNATION CROSS-REFERENCE TO PAGE NUMBER -----		75

*This manual supersedes so much of TM 11-5821-261-35, 12 December 1968 as pertains to repair parts and special tools list.

SECTION I. INTRODUCTION

1. Scope

This manual lists repair parts, special tools, and test equipment required for the performance of direct support, general support, and depot maintenance of the Radio Set AN/ARC-116.

2. General

This Repair Parts and Special Tools List is divided into the following sections:

a. Repair Parts—Section II. A list of repair parts authorized for the performance of maintenance at the direct support, general support, and depot levels.

b. Special Tools, Test and Support Equipment—Section III. A list of special tools, test and support equipment authorized for the performance of maintenance at the direct support, general support, and depot levels.

c. Federal Stock Number and Reference Number Index—Section IV. A list of Federal stock numbers in ascending numerical sequence followed by a list of reference numbers in ascending alpha-numeric sequence, cross-referenced to the illustration figure number and reference designation.

d. Reference Designation Index—Section V. A list of reference designations in ascending alpha-numeric sequence cross-referenced to page number.

3. Explanation of Columns

The following provides an explanation of columns in the tabular lists in Sections II and III.

a. Source, Maintenance, and Recoverability Codes (SMR), Column 1:

(1) Source code, indicates the selection status and source for the listed item. For explanation of split source codes see paragraph 4. Source codes used are:

Code	Explanation
P	Repair parts which are stocked in or supplied from the GSA/ DSA, or Army Supply System and authorized for use at indicated maintenance categories.

Code	Explanation
P2	Repair parts which are procured and stocked for insurance purposes because the combat or military essentiality of the end item dictates that a minimum quantity be available in the supply system.
P9	Assigned to items which are NSA design controlled: unique repair parts, special tools, test, measuring and diagnostic equipment, which are stocked and supplied by the Army COMSEC logistic system, and which are not subject to the provisions of AR 380-41.
P10	Assigned to items which are NSA design controlled: special tools, test measuring and diagnostic equipment for COMSEC support, which are accountable under the provisions of AR 380-41, and which are stocked and supplied by the Army COMSEC logistic System.
M	Repair parts which are not procured or stocked but are to be manufactured in indicated maintenance levels.
A	Assemblies which are not procured or stocked as such, but are made up of two or more units. Such component units carry individual stock numbers and descriptions, are procured and stocked separately and can be assembled to form the required assembly at indicated maintenance categories.
X	Parts and assemblies which are not procured or stocked and the mortality of which normally is below that of the applicable end item or component. The failure of such part or assembly should result in retirement of the end item from the supply system,
X1	Repair parts which are not procured or stocked. The requirement for such items will be filled by use of the next higher assembly or component.
X2	Repair parts which are not stocked. The indicated maintenance category requiring such repair parts will attempt to obtain same through cannibalization, requirements will be requisitioned, with accompanying justification, through normal supply channels.
G	Major assemblies that are procured with PEMA funds for initial issue only as exchange assemblies at DSU and GSU level. These assemblies will not be stocked above DS and GS level or returned to depot supply level.

Note. Source coding of selected hardware items has been excluded. These items are authorized "as required."

(2) Maintenance code, indicates the lowest category of maintenance authorized to install the listed item. The maintenance level codes are:

Code	Explanation
O ----	Organizational Maintenance
F ----	Direct Support Maintenance
H ----	General Support Maintenance
D ----	Depot Support Maintenance

(3) Recoverability code, indicates whether unserviceable items should be returned for recovery or salvage. Items not coded are expendable. Recoverability codes are:

Code	Explanation
R—	Repair parts and assemblies that are economically repairable at DSU and GSU activities and normally are furnished by supply on an exchange basis.
S—	Repair parts and assemblies which are economically repairable at DSU and GSU activities and which normally are furnished by supply on an exchange basis. When items are determined by GSU to be uneconomically repairable, they will be evacuated to a depot for evaluation and analysis before final disposition.
T—	High dollar value recoverable repair parts which are subject to special handling and are issued on an exchange basis. Such repair parts normally are repaired or overhauled at depot maintenance activities.
U—	Repair parts specifically selected for salvage by reclamation units because of precious metal content, critical materials, or high dollar value reusable casings or castings.

b. Federal Stock Number, Column 2. This column indicates the Federal stock number assigned to the item and will be used for requisitioning purposes.

c. Description, Column 3. This column indicates the Federal item name and any additional description of the item required. A part number or other reference number is followed by the applicable 5-digit Federal Supply Code for manufacturers in parentheses. Dots . . . preceding the item name denote indenture relating a repair part to its next higher assembly. Attaching hardware is indented at the same level as the item it attaches. Identifications of the usable on codes included in Column 3 are:

Code	Used on
A -----	Serial Nos. 74 through 136
B -----	Serial Nos. 34 through 136
C -----	Serial Nos. 430—On
E -----	Serial Nos. 2 through 33
F -----	Serial Nos. 34—On
G -----	Serial Nos. 1 through 749
H -----	Serial Nos. 750—On
J -----	Serial Nos. 34 through 73
K -----	Serial Nos. 74—On
N -----	Serial Nos. 1 through 73
P -----	Serial Nos. 1 through 136
R -----	Serial Nos. 137—On

d. Unit of Measure (U/M), Column 4. A 2-character alphabetic abbreviation indicating the amount or quantity of the item upon which the allowances are based, e.g., ft., ea., pr., etc.

e. Quantity Incorporated in Unit, Column 5. This column indicates the quantity of the item used in an assembly. A “V” appearing in this column in lieu of a quantity indicates that a definite quantity cannot be indicated (i.e., wire, shims, etc).

f. 30-Day DS/GS Maintenance Allowances, Columns 6 and 7.

NOTE

Allowances in GS columns are for GS maintenance only.

(1) The allowance columns are divided into three subcolumns. Indicated in each subcolumn, opposite the first appearance of each item, is the total quantity of items authorized for the number of equipments supported. Subsequent appearances of the same item will have the letters “REF” in the applicable allowance columns. Items authorized for use as required but not for initial stockage are identified with an asterisk in the allowance column.

(2) The quantitative allowances for DS/GS levels of maintenance will represent initial stockage for a 30-day period for the number of equipments supported.

(3) Determination of the total quantity of parts required for maintenance of more than 100 of these equipments can be accomplished by converting the equipment quantity to a decimal factor by placing a decimal point before the next to last digit of the number to indicate hundredths and multiplying the decimal factor by the parts quantity authorized in the 51–100 allowance column. *Example,* authorized allowance for 51–100 equipments is 40; for 150 equipments multiply 40 by 1.50 or 60 parts required.

g. 1-Year Allowances Per 100 Equipments Contingency Planning Purposes, Column 8. This column indicates opposite the first appearance of each item the total quantity required for distribution and contingency planning purposes. The range of items indicates total quantities of all authorized items required to provide for adequate support of 100 equipments for one year. Subsequent appearances of the same item will have the letters “REF” in the allowance column.

h. Depot Maintenance Allowance Per 100 Equipments, Column 9. This column indicates the first appearance of each item, the total quan-

tity authorized for depot maintenance of 100 equipments. Subsequent appearances of the same item will have the letters "REF" in the allowance column. Items authorized for use as required but not for initial stockage are identified with an asterisk in the allowance column.

i. Illustration, Column 10. This column is divided as follows:

(1) Figure Number, Column 10a. Indicates

the figure number of the illustration in which the item is shown.

(2) Item Number or Reference Designation, Column 10b. Indicates the reference designation used to reference the item in the illustration.

4. Special Information

a. The following publications pertain to the Radio Set AN/ARC-116 and its components.

TM 11-5821-261-20	Organizational Maintenance Manual for Radio Set AN/ARC-116
TM 11-5821-261-20P	Organizational Maintenance Repair Parts and Special Tools List for Radio Set AN/ARC-116
TM 11-5821-261-35	Direct Support, General Support, and Depot Maintenance Manual for Radio Set AN/ARC-116
TM 11-5965-215-15	Operator, Organizational, Direct Support, General Support and Depot Maintenance Manual for Headset-Microphone H-101A/U
TM 11-5965-215-15P	Organizational, Direct Support, General Support and Depot Maintenance Repair Parts and Special Tools List for Headset-Microphone H-101A/U
TM 11-6625-928-12	Organizational Maintenance Manual for Test Facilities Kit MK-994/AR
TM 11-6625-928-20P	Organizational Maintenance Repair Parts and Special Tools List for Test Facilities Kit MK-994/AR
TM 11-6625-928-35	Direct Support, General Support, and Depot Maintenance Manual for Test Facilities Kit MK-994/AR
TM 11-6625-2414-20	Operator and Organizational Maintenance Manual for Test Facilities Kit MK-1191/AR
TM 11-6625-2414-20P	Organizational Maintenance Repair Parts and Special Tools List for Test Facilities Kit MK-1191/AR
TM 11-6625-2414-45	General Support and Depot Maintenance Manual for Test Facilities Kit MK-191/AR
TM 11-6625-2414-45P	Direct Support, General Support and Depot Maintenance Repair Parts and Special Tools List for Test Facilities Kit MK-1191/AR
TM 11-6625-2405-15	Operator, Organizational, Direct Support, General Support and Depot Maintenance Manual for Maintenance Accessories Kit MK-1192/ARM
TM 11-6625-2405-25P	Organizational, Direct Support, General Support and Depot Maintenance Repair Parts and Special Tools List for Maintenance Accessories Kit MK-1192/ARM

b. Items phantomed on illustrations are not available as a separate item of supply. When need for such hardware exists, the repair part which is attached will be requisitioned.

c. Repair parts mortality is computed from failure rates derived from experience factors with the individual parts in a variety of equipments. Variations in the specific application and periods of use of electronics equipment, the fragility of electronic piece parts, plus intangible material and quality factors intrinsic to the manufacture of electronic parts, do not permit mortality to be based on hours of end item use. However, long periods of continuous use under ad-

verse conditions are likely to increase repair parts mortality.

d. Parts which require stockage, manufacture or assembly at a category of maintenance higher than that authorized for installation will indicate in the source column the higher category, i.e.; MD, AF, PH, etc.

e. Transistor sets, semiconductor sets, capacitor assemblies, and switches with multiple decks, all have multiple reference designations, therefore, a ± sign is shown in the reference designation column. The reference designations are given in the description column following the Federal manufacturers code number.

f. The word "OR" between items in the description column designates selected parts. Refer to Direct Support, General Support, and Depot Maintenance Manual for Radio Set AN/ARC-116, TM 11-5821-261-35 for replacement instructions.

g. THIS PUBLICATION CONTAINS REPAIR PARTS THAT DO NOT HAVE A RECOVERABILITY CODE, CONSEQUENTLY THEY WOULD NORMALLY BE CONSIDERED EXPENDABLE AT DIRECT/GENERAL SUPPORT. YOUR ATTENTION IS DIRECTED TO SB-11-621, DATED 2 MAY 1969 WITH CHANGE NO. 1, DATED 22 JULY 1969 WHICH REQUIRES THE RETURN TO THE DEPOT OF SELECTED "SLAE" COMPONENTS. TO ASSURE COMPLIANCE, THOSE ITEMS/EQUIVALENT HAVE BEEN IDENTIFIED IN THIS MANUAL WITH A CROSS-HATCH (#) IN THE RECOVERABILITY COLUMN.

5. How to Locate Repair Parts

a. *When Federal stock number or reference number is unknown:*

(1) *First.* Using the table of contents, determine the functional group, i.e., Radio-Front, etc.

(2) *Second.* Find the illustration covering the item to which the repair part belongs.

(3) *Third.* Identify the repair part on the illustration and note the illustration figure and reference designation of the repair part.

(4) *Fourth.* Refer to Section V, Reference Designation Cross-Reference to Page Number Index. This index lists the Reference Designators in alpha-numeric order. Locate the Reference Designator and go to the page listed in the Page No. column. On that page, locate the Reference Designator in the Item No. or Reference Designation column.

b. *When Federal stock number or reference number is known:*

(1) *First.* Using the Index of Federal Stock

Numbers and Reference Numbers find the pertinent Federal stock number or reference number. This index is in ascending FSN sequence followed by a list of reference numbers in ascending alpha-numeric sequence, cross-referenced to the illustration figure number and reference designation.

(2) *Second.* Using the reference designators, locate the page number on the Reference Designation Cross-Reference to Page Number Index (Section V). Follow the procedure outlined in paragraph 5.a. (3).

c. *When the reference designation is known:*

(1) *First.* Locate the reference designation in the Index-Reference Designation Cross-Reference to Page Number.

(2) *Second.* Note the page number; then locate the item in the list by the page number.

6. Federal Supply Codes for Manufacturers

<i>Code</i>	<i>Manufacturer</i>
00011 ----	Sylvania Electronic Systems Buffalo Operations
80063 ----	Army Electronics Command Procurement and Production Directorate
80131 ----	Electronic Industries Association
80205 ----	National Aerospace Standards Committee Aeronautical Industries Association of America
81073 ----	Grayhill Incorporated
81348 ----	Federal Specifications Promulgated by General Service Administration
81349 ----	Military Specifications Promulgated by Standardization Div. Directorate of Logistic Services DSA
96906 ----	Military Standards Promulgated by Standardization Div. Directorate of Logistic Service DSA

7. Recommendations for Maintenance Publication Improvements

The reporting of errors, omissions, and recommendations for improving this publication by the individual user, is encouraged. Reports should be submitted on DA Form 2028 (Recommend Changes to Publications) and forwarded direct to Commanding General, U.S. Army Electronics Command, ATTN: AMSEL-ME-NMP-EM, Fort Monmouth, N.J. 07703.

SECTION II. REPAIR PARTS LIST

(1) SMR CODE	(2) FEDERAL STOCK NUMBER	(3) DESCRIPTION REFERENCE NUMBER & MFG CODE	(4) UNIT OF MEAS USABLE ON CODE	(5) QTY INC UNIT	(6) 30-DAY DS MAINT ALLOWANCE			(7) 30-DAY GS MAINT ALLOWANCE			(8) 1 YR ALW PER EQUIP CNTGCT	(9) DEPOT MAINT ALW PER 100 EQUIP	(10) ILLUSTRATION		
					(a) 1-20	(b) 21-50	(c) 51-100	(a) 1-20	(b) 21-50	(c) 51-100			(a) FIG NO	(b) ITEM NO OR REFERENCE DESIGNATION	
		GROUP 1 RADIO SET FRONT SECTION													
MD F		PLATE, IDENTIFICATION, SM-B-618836 (80063)	P	EA	1								1	MP1	
MD F		PLATE, IDENTIFICATION, SM-B-618836-3 (80063)	R	EA	1								1	MP1	
MD F		COVER, RADIO SET, SM-B-618393 (80063)		EA	1								1	MP2	
	5305-022-6331	SCREW, SPECIAL, SM-B-618257 (80063)		EA	2	*	*	*	*	*	*	*	1	H1-2	
	5305-113-8441	SCREW, MACHINE, 70A3810206-480 (00011) REQUISITION UNTIL SUPPLY IS EXHAUSTED, THEN REQUI- SITION 70A3810206-480	P	EA	10	*	*	*	*	*	*	*	1	H3-12	
P F	5305-054-5636	SCREW, MACHINE, 70A3810206-480 (00011)	R	EA	10	*	*	*	*	*	*	*	1	H3-12	
	5305-054-6651	SCREW, MACHINE, MS51957-27 (96906)		EA	2	*	*	*	*	*	*	*	1	H13-14	
	5310-126-0014	WASHER, FLAT, SM-C-617837-8 (80063)		EA	10	*	*	*	*	*	*	*	1	H346-355	
	5310-929-6395	WASHER, LK, MS35338-136 (96906)		EA	4	*	*	*	*	*	*	*	1	H15-18	
PH F S	5821-091-9153	RADIO-FRONT, SM-B-632139 (80063) REQUISITION UNTIL SUPPLY IS EXHAUSTED, THEN REQUISITION SM-B-692900	A	EA	1						*	*	1	A1	
PH F S	5821-177-2980	RADIO-FRONT, SM-B-632340 (80063) DO NOT REQUISITION, PREFERRED ITEM IS SM-B-692900	J	EA	1								1	A1	
PH F S	5821-134-7003	RADIO-FRONT, SM-B-692900 (80063)	R	EA	1				1	1	1	4	1	A1	
PH F S	5821-091-9153	RADIO-FRONT, SM-B-617890 (80063) DO NOT REQUISITION, PREFERRED ITEM IS SM-B-692900	E	EA	1								1	A1	
P H S	5821-091-9154	CONTROL, FREQUENCY SELEC- TOR, SM-B-617892 (80063)		EA	1				1	1	1	5	1	2	A1
P H	5305-806-9588	SCREW, MACHINE, 70A3710442-480 (00011)		EA	2				*	*	*	*	2	H31-32	
	5305-022-6331	SCREW, SPECIAL, SM-B-618257 (80063)		EA	1				REF	REF	REF	REF	2	H394	
	5310-933-8118	WASHER, LK, MS35338-135 (96906)		EA	2				*	*	*	*	2	H33, 47	
	5310-115-6273	SCREW, SPECIAL, SM-B-618257-2 (80063)		EA	4				*	*	*	*	2	H395-398	
P O	5355-880-5548	KNOB, ROUND, SM-C-617814 (80063)		EA	1	*	*	*	*	*	*	5	6	3	MP3
P O	5355-880-5548	KNOB, ROUND, SM-C-617814 (80063)		EA	1	REF	REF	REF	REF	REF	REF	REF	REF	3	MP4
P O	5355-880-5548	KNOB, ROUND, SM-C-617814 (80063)		EA	1	REF	REF	REF	REF	REF	REF	REF	REF	3	MP5

SECTION II. REPAIR PARTS LIST (CONTINUED)

(1) SMR CODE	(2) FEDERAL STOCK NUMBER	(3) DESCRIPTION REFERENCE NUMBER & MFG CODE	(4) UNIT OF USABL MEAS CODE	(5) QTY INC IN UNIT	(6) 30-DAY DS MAINT ALLOWANCE			(7) 30-DAY GS MAINT ALLOWANCE			(8) 1 YR ALW PER EQUIP CNTGNCY	(9) DEPOT MAINT ALW PER 100 EQUIP	(10) ILLUSTRATION	
					(a) 1-20	(b) 21-50	(c) 51-100	(a) 1-20	(b) 21-50	(c) 51-100			(a) FIG NO	(b) ITEM NO OR REFERENCE DESIGNATION
	5305-719-5346	SETSCREW, MS51963-35 (96906)	EA	6	*	*	*	*	*	*	*	3	H323-324	
P O	5355-880-5549	KNOB, ROUND, SM-C-618047 (80063)	EA	1	*	*	*	*	*	*	5	7	3	MP6
	5305-717-6950	SETSCREW, MS51963-9 (96906)	EA	2	*	*	*	*	*	*	*	*	3	H325-326
P O	5355-880-5546	KNOB, CONTROL, SM-D-595979-3 (80063)	EA	1	*	*	*	*	*	*	5	7	3	MP7
	5305-719-5342	SETSCREW, MS51963-34 (96906)	EA	1	*	*	*	*	*	*	*	*	3	H235
	5305-719-5349	SETSCREW, MS51963-37 (96906)	EA	1	*	*	*	*	*	*	*	*	3	H462
A F R		PANEL, INDICATING, SM-E-617896 (80063)	EA	1										A1
	5310-115-6273	SCREW, SPECIAL, SM-B-618257-2 (80063)	EA	3	REF	REF	REF	REF	REF	REF	REF	REF	3	H19-21
	5310-929-6395	WASHER, LK, MS35338-136 (96906)	EA	3	REF	REF	REF	REF	REF	REF	REF	REF	3	H22-24
P F	5821-944-1947	PANEL, INDICATING, SM-E-617896-1 (80063)	EA	1	*	*	*	*	*	*	5	2	3	MP9
P F #	5821-091-9145	WIRING PLATE AND LAMP ASSEMBLY, SM-E-617896-2 (80063)	EA	1	2	2	3	2	2	2	40	25	3	MP10
P F	5930-059-2856	SWITCH, PUSH, 30YY2069 (81073)	EA	1	*	2	2	*	2	2	12	15	3	S7
P F	5905-057-8733	RESISTOR, VAR, SM-A-597813-3 (80063)	EA	1	*	2	2	*	2	2	12	8	3	R44
	5310-792-3548	NUT, MTG, SM-B-617939-3 (80063)	EA	1	*	*	*	*	*	*	*	*	3	H459
P F	5310-150-4187	WASHER, FLAT, SM-C617837-10 (80063)	EA	1	*	*	*	*	*	*	*	*	3	H431
P F	5905-057-8737	RESISTOR, VAR, SM-A-597813-5 (80063)	EA	1	*	2	2	*	2	2	12	8	3	R43
	5310-792-3548	NUT, MTG, SM-B-617939-3 (80063)	EA	1	REF	REF	REF	REF	REF	REF	REF	REF	3	H460
	5310-113-8412	WASHER, LK, SM-B-595971-1 (80063)	EA	1	*	*	*	*	*	*	*	*	3	H461
P H #	5821-091-9151	TUNING MATRIX 1, SM-B-618497 (80063)	EA	1				1	2	2	19	10	3	A2
	5305-054-5636	SCREW, MACHINE, MS51957-2 (96906)	EA	2				*	*	*	*	*	3	H25-26
	5310-928-2690	WASHER, LK, MS35338-134 (96906)	EA	2				*	*	*	*	*	3	H27-28
P H	3020-102-3768	CHAIN, DRIVE SWITCH, SM-B-617829-5 (80063)	EA	1				*	*	*	4	1	3	MP24
P H	3020-102-6806	SPROCKET, IDLER, SM-D-618535-3 (80063)	EA	1				*	*	*	5	2	3	MP11
P H	3020-102-6806	SPROCKET, IDLER, SM-D-618535-3 (80063)	EA	1				REF	REF	REF	REF	REF	3	MP66
P H	5985-110-9288	SHAFT, ASSY, SM-B-618008 (80063)	EA	1				*	*	*	5	2	3	MP13

SECTION II. REPAIR PARTS LIST (CONTINUED)

(1) SMR CODE	(2) FEDERAL STOCK NUMBER	(3) DESCRIPTION Usable On Code	(4) UNIT OF MEAS	(5) QTY INC IN UNIT	(6) 30 DAY DS MAINT ALLOWANCE			(7) 30-DAY GS MAINT ALLOWANCE			(8) 1 YR ALW PER EQUIP CNTGCTY	(9) DEPOT MAINT ALW PER 100 EQUIP	(10) ILLUSTRATION	
					(a) 1-20	(b) 21-50	(c) 51-100	(a) 1-20	(b) 21-50	(c) 51-100			(a) FIG. NO.	(b) ITEM NO. DR REFERENCE DESIGNATION
	5340-598-1493	... RING, RETAINING, MS16632-4018 (96906)	EA	1				*	*	*	*	*	3	H29
P H	5340-113-3851	...SHIM, SM-C-618055-4 (80063)	EA	V				*	*	*	5	10	3	MP12
P H	5821-168-3625	...SHAFT, IDLER, SM-C-617864 (80063)	EA	1				*	*	*	4	1	3	MP14
	5305-054-5647	...SCREW, MACHINE MS51957-13 (96906)	EA	1				*	*	*	*	*	3	H30
	5310-126-0022	...WASHER, FLAT, MS16213-57 (96906)	EA	1				*	*	*	*	*	3	H105
P H	5821-091-9160	...SUPPORT, BRG, SM-B-618398 (80063)	EA	1				*	*	*	4	1	3	MP15
	5310-934-9748	...NUT, HEX, MS35649-244 (96906)	EA	2				*	*	*	*	*	3	H35-36
	5305-770-2579	...SCREW, MACHINE, MS51959-15 (96906)	EA	2				*	*	*	*	*	3	H111-112
	5310-595-6211	...WASHER, FLAT, MS15795-803 (96906)	EA	2				*	*	*	*	*	3	H37-38
	5310-933-8118	...WASHER, LK, MS 35338-135 (96906)	EA	2				REF	REF	REF	REF	REF	3	H117-118
MD H		...PLATE, MOUNTING-RESISTOR, SM-C-61889-2 (80063)	EA	1									3	MP16
	5305-054-5636	...SCREW, MACHINE, MS51957-2 (96906)	EA	3				REF	REF	REF	REF	REF	3	H119-121
	5310-928-2690	...WASHER, LOCK, MS35338-134 (96906)	EA	3				REF	REF	REF	REF	REF	3	H127-129
P H	5310-792-3555	...WASHER, TURNS COUNTING, SM-C-618048-1 (80063)	EA	1				*	*	*	5	2	3	MP17
P H	5310-792-3555	...WASHER, TURNS COUNTING, SM-C-618048-1 (80063)	EA	1				REF	REF	REF	REF	REF	3	MP18
	5340-721-8187	...RING, RETAINING, MS16624-1018 (96906)	EA	1				*	*	*	*	*	3	H122
P H	5310-113-8415	...WASHER, TURNS COUNTING, SM-C-618048-2 (80063)	EA	1				*	*	*	4	1	3	MP19
P H	5340-113-3851	...SHIM, SM-C-618053-4 (80063)	EA	V				REF	REF	REF	REF	REF	3	MP8
P H	5821-091-9150	...RING, STOP, SM-C-618049-2 (80063)	EA	1				*	*	*	4	1	3	MP20
	5305-717-6950	...SETSCREW, MS51963-9 (96906)	EA	1				REF	REF	REF	REF	REF	3	H39-40
P H	5821-168-3627	...SHAFT, DRIVE, SM-C-617868 (80063)	EA	1				*	*	*	4	1	3	MP22
	5340-598-1493	...RING, RETAINING, MS16632-4018 (96906)	EA	1				REF	REF	REF	REF	REF	3	H41
P H	5340-113-3848	...SHIM, SM-C-618053-1 (80063)	EA	V				*	*	2	10	20	3	MP107
P H	5340-113-3848	...SHIM, SM-C-618053-1 (80063)	EA	V				REF	REF	REF	REF	REF	3	MP108
P H	5340-113-3848	...SHIM, SM-C-618053-1 (80063)	EA	V				REF	REF	REF	REF	REF	3	MP109

SECTION II. REPAIR PARTS LIST (CONTINUED)

(1) SMR CODE	(2) FEDERAL STOCK NUMBER	(3) DESCRIPTION REFERENCE NUMBER & MFG CODE	(4) UNIT OF MEAS	(5) QTY INC IN UNIT	(6) 30-DAY DS MAINT ALLOWANCE			(7) 30-DAY GS MAINT ALLOWANCE			(8) 1 YR ALW PER EQUIP CNTGCY	(9) DEPOT MAINT ALW PER 100 EQUIP	(10) ILLUSTRATION	
					(a) 1-20	(b) 21-50	(c) 51-100	(a) 1-20	(b) 21-50	(c) 51-100			(a) FIG NO	(b) ITEM NO OR REFERENCE DESIGNATION
P H	5340-113-3848	SHIM, SM-C-618053-1 (80063)	EA	V				REF	REF	REF	REF	REF	3	MP110
P H	5340-113-3848	SHIM, SM-C-618053-1 (80063)	EA	V				REF	REF	REF	REF	REF	3	MP111
P H	5340-113-3851	SHIM, SM-C-618053-4 (80063)	EA	V				REF	REF	REF	REF	REF	3	MP81
P H	5821-168-3628	SHAFT ASSY, SM-B-618419 (80063)	EA	1				*	*	*	4	1	3	MP23
	5340-598-1493	RING, RETAINING, MS16632-4018 (96906)	EA	1				REF	REF	REF	REF	REF	3	H130
P H	5340-113-3848	SHIM, SM-C-618053-1 (80063)	EA	V				REF	REF	REF	REF	REF	3	MP112
P H	5340-113-3848	SHIM, SM-C-618053-1 (80063)	EA	V				REF	REF	REF	REF	REF	3	MP113
P H	5340-113-3848	SHIM, SM-C-618053-1 (80063)	EA	V				REF	REF	REF	REF	REF	3	MP114
P H	5340-113-3848	SHIM, SM-C-618053-1 (80063)	EA	V				REF	REF	REF	REF	REF	3	MP115
P H	5340-113-3848	SHIM, SM-C-618053-1 (80063)	EA	V				REF	REF	REF	REF	REF	3	MP116
P H	5340-113-3851	SHIM, SM-C-618053-4 (80063)	EA	V				REF	REF	REF	REF	REF	3	MP101
P H	5821-168-3629	SHAFT, DRIVE, SM-C-617865 (80063)	EA	1				*	*	*	4	1	3	MP25
	5340-598-1493	RING, RETAINING, MS16632-4018 (96906)	EA	1				REF	REF	REF	REF	REF	3	H42
P H	5340-113-3848	SHIM, SM-C-618053-1 (80063)	EA	1				REF	REF	REF	REF	REF	3	MP117
P H	5340-113-3848	SHIM, SM-C-618053-1 (80063)	EA	V				REF	REF	REF	REF	REF	3	MP118
P H	5340-113-3848	SHIM, SM-C-618053-1 (80063)	EA	V				REF	REF	REF	REF	REF	3	MP119
P H	5340-113-3848	SHIM, SM-C-618053-1 (80063)	EA	V				REF	REF	REF	REF	REF	3	MP120
P H	5340-113-3848	SHIM, SM-C-618053-1 (80063)	EA	V				REF	REF	REF	REF	REF	3	MP121
P H	5821-489-6115	PANEL, FRONT, SM-B-618014 (80063)	EA	1				*	*	*	4	1	3	MP64
	5305-054-5647	SCREW, MACHINE, MS51957-13 (96906)	EA	4				REF	REF	REF	REF	REF	3	H440-443
	5310-595-6211	WASHER, FLAT, MS15795-803 (96906)	P	EA	2			REF	REF	REF	REF	REF	3	H444-445
	5310-933-8118	WASHER, LK, MS35338-135 (96906)	EA	4				REF	REF	REF	REF	REF	3	H448-451
P H	5315-797-5205	PIN, LOCK-ROTARY, SM-C-617870-1 (80063)	EA	1				*	*	*	4	3	3	MP26
	5305-054-5636	SCREW, MACHINE, MS51957-2 (96906)	EA	2				REF	REF	REF	REF	REF	3	H43-44
	5310-595-6761	WASHER, FLAT, MS15795-802 (96906)	EA	2				*	*	*	*	*	3	H131-132

SECTION II. REPAIR PARTS LIST (CONTINUED)

(1) SMR CODE	(2) FEDERAL STOCK NUMBER	(3) DESCRIPTION REFERENCE NUMBER & MFG CODE	(4) UNIT OF MEAS USABLE ON CODE	(5) QTY INC IN UNIT	(6) 30-DAY DS MAINT ALLOWANCE			(7) 30-DAY GS MAINT ALLOWANCE			(8) 1 YR ALW PER EQUIP CNTGCT	(9) DEPOT MAINT ALW PER 100 EQUIP	(10) ILLUSTRATION	
					(a)	(b)	(c)	(a)	(b)	(c)			(a)	(b)
					1-20	21-50	51-100	1-20	21-50	51-100			FIG NO	ITEM NO OR REFERENCE DESIGNATION
	5310-928-2690	WASHER, LK, MS35338-134 (96906)	EA	2				REF	REF	REF	REF	REF	3	H358-359
P H	6680-150-6505	COUNTER, ROTATING, SM-D-595977 (80063)	EA	1				*	*	*	4	1	3	MP27
	5340-886-1471	RING, RETAINING, MS16632-4012 (96906)	EA	1				*	*	*	*	*	3	H45
P H	5340-178-1408	SHIM, SM-C-618053-5 (80063)	EA	V				*	*	*	5	16	3	MP28
P H	5340-178-1408	SHIM, SM-C-618053-5 (80063)	EA	V				REF	REF	REF	REF	REF	3	MP29
P H	5340-178-1408	SHIM, SM-C-618053-5 (80063)	EA	V				REF	REF	REF	REF	REF	3	MP30
P H	5340-178-1408	SHIM, SM-C-618053-5 (80063)	EA	V				REF	REF	REF	REF	REF	3	MP31
P H	5340-178-1408	SHIM, SM-C-618053-5 (80063)	EA	V				REF	REF	REF	REF	REF	3	MP32
P H	5340-178-1408	SHIM, SM-C-618053-5 (80063)	EA	V				REF	REF	REF	REF	REF	3	MP33
P H	5340-178-1408	SHIM, SM-C-618053-5 (80063)	EA	V				REF	REF	REF	REF	REF	3	MP34
P H	5340-178-1408	SHIM, SM-C-618053-5 (80063)	EA	V				REF	REF	REF	REF	REF	3	MP35
P H	3020-102-3767	GEAR, HELICAL, SM-D-617888-1 (80063)	EA	1				*	*	*	4	9	3	MP39
P H	5305-803-0068	SCREW MACHINE, 70A8300403-210 (00011)	R EA	2				*	*	*	*	*	3	H356-357
P H	3120-116-1474	BEARING, SHOULDER, SM-C-618064 (80063)	EA	1				*	*	*	4	1	3	MP41
	5310-143-5649	WASHER, FLAT, SM-C-596378-2 (80063)	EA	1				*	*	*	*	*	3	H34
P H	3120-938-5558	BEARING, SLEEVE, SM-C-618066-1 (80063)	EA	1				*	*	*	4	1	3	MP40
P H	3020-401-8148	GEAR HELICAL, SM-D-613067 (80063)	EA	1				*	*	*	4	5	3	MP42
	5305-843-2841	SETScrew, 70A8300203-210 (00011)	EA	2				*	*	*	*	*	3	H360-361
P H	3020-102-3767	GEAR, HELICAL, SM-D-617888-1 (80063)	EA	1				REF	REF	REF	REF	REF	3	MP43
P H	5305-803-0068	SCREW MACHINE, 70A8300403-210 (00011)	R EA	2				REF	REF	REF	REF	REF	3	H362-363
P H	3120-938-5558	BEARING, SLEEVE, SM-C-618066-1 (80063)	EA	1				REF	REF	REF	REF	REF	3	MP44
P H	3120-809-6560	BEARING, SLEEVE, SM-C-618066-3 (80063)	EA	1				*	*	*	4	7	3	MP36
P H	2030-195-5831	GEAR, CLUSTER, SM-D-617880 (80063)	EA	1				*	*	*	4	5	3	MP45
P H	5315-797-5206	PIN, LOCK, SM-B-595940-1 (80063)	EA	1				*	*	*	5	9	3	H46

SECTION II. REPAIR PARTS LIST (CONTINUED)

(1) SMR CODE	(2) FEDERAL STOCK NUMBER	(3) DESCRIPTION REFERENCE NUMBER & MFG CODE	(4) UNIT OF MEAS CODE	(5) QTY INC IN UNIT	(6) 30-DAY DS MAINT ALLOWANCE			(7) 30-DAY GS MAINT ALLOWANCE			(8) 1 YR ALW PER EQUIP CNTGCTY	(9) DEPOT MAINT ALW PER 100 EQUIP	(10) ILLUSTRATION	
					(a) 1-20	(b) 21-50	(c) 51-100	(a) 1-20	(b) 21-50	(c) 51-100			(a) FIG NO	(b) ITEM NO OR REFERENCE DESIGNATION
P H	5930-116-2767	SWITCH, ROT., SM-B-617809-1 (80063)	EA	1				*	*	*	5	15	3	S3
	5305-929-6457	SCREW, MACHINE, NAS1635-00-5 (80205)	EA	2				*	*	*	*	*	3	H51-52.
P H	5961-887-5181	SEMICONDUCTOR DEVICE, IN4531 (80131)	EA	1				2	2	2	65	66	3	CR11
P H	5961-887-5181	SEMICONDUCTOR DEVICE, IN4531 (80131)	EA	1				REF	REF	REF	REF	REF	3	CR12
P H	5961-887-5181	SEMICONDUCTOR DEVICE, IN4531 (80131)	EA	1				REF	REF	REF	REF	REF	3	CR13
P H	5961-887-5181	SEMICONDUCTOR DEVICE, IN4531 (80131)	EA	1				REF	REF	REF	REF	REF	3	CR14
P H	5961-887-5181	SEMICONDUCTOR DEVICE, IN4531 (80131)	EA	1				REF	REF	REF	REF	REF	3	CR15
P H	5961-887-5181	SEMICONDUCTOR DEVICE, IN4531 (80131)	EA	1				REF	REF	REF	REF	REF	3	CR16
P H	5961-887-5181	SEMICONDUCTOR DEVICE, IN4531 (80131)	EA	1				REF	REF	REF	REF	REF	3	CR17
P H	5961-887-5181	SEMICONDUCTOR DEVICE, IN4531 (80131)	EA	1				REF	REF	REF	REF	REF	3	CR18
P H	5961-887-5181	SEMICONDUCTOR DEVICE, IN4531 (80131)	EA	1				REF	REF	REF	REF	REF	3	CR19
P H	5961-887-5181	SEMICONDUCTOR DEVICE, IN4531 (80131)	EA	1				REF	REF	REF	REF	REF	3	CR20
P H	5970-134-0907	INSULATOR SW, SM-C-597677 (80063)	EA	1				*	*	*	4	3	3	MP46
MD H		PLATE, SUPPORT, SM-B-617839 (80063)	EA	1									3	MP47
MD H		PLATE, MOUNTING, SM-B-617883 (80063)	EA	1									3	MP48
	5305-054-5645	SCREW, MACHINE, MS51957-10 (96906)	EA	2				*	*	*	*	*	3	H57-58
	5310-928-2690	WASHER, LK, MS35338-134 (96906)	EA	2				REF	REF	REF	REF	REF	3	H59-60
P H	5895-704-9698	GEAR, SPUR, SM-B-595947 (80063)	EA	1				*	*	*	5	8	3	MP49
P H	5365-191-4024	SPACER, TUBULAR, SM-C-617878-1 (80063)	EA	1				*	*	*	5	7	3	MP50
P H	5365-191-4024	SPACER, TUBULAR, SM-C-617878-1 (80063)	EA	1				REF	REF	REF	REF	REF	3	MP51
P H	5930-168-4153	DRIVER, SWITCH, SM-D-617841 (80063)	EA	1				*	*	*	4	1	3	MP52
P H	3040-091-9134	ACTUATOR, SWITCH, SM-D-617842-1 (80063)	EA	1				*	*	*	4	1	3	MP53
P H	5365-191-4026	SHIM, SM-C-618053-7 (80063)	EA	V				*	*	*	4	9	3	MP38
	5310-143-5680	WASHER, SPRING, SM-B-597932-4 (80063)	EA	1				*	*	*	4	13	3	MP37

SECTION II. REPAIR PARTS LIST (CONTINUED)

(1) SMR CODE	(2) FEDERAL STOCK NUMBER	(3) DESCRIPTION REFERENCE NUMBER & MFG CODE	(4) UNIT OF MEAS USABLE ON CODE	(5) QTY INC IN UNIT	(6) 30-DAY DS MAINT ALLOWANCE			(7) 30-DAY GS MAINT ALLOWANCE			(8) 1 YR ALW PER EQUIP CNTGCT	(9) DEPOT MAINT ALW PER 100 EQUIP	(10) ILLUSTRATION	
					(a)	(b)	(c)	(a)	(b)	(c)			(a)	(b)
					1-20	21-50	51-100	1-20	21-50	51-100			FIG NO	ITEM NO OR REFERENCE DESIGNATION
P H	5930-168-4430	SWITCH, ROT., ASSY, SM-C-618069 (80063)	EA	1				*	*	*	5	15	3	S4
P H	3020-181-3162	CHAIN, DRIVE, SWITCH, SM-B-617829-3 (80063)	EA	1				*	*	*	4	1	3	MP54
P H	3020-106-9893	SPROCKET, DRIVE, SM-C-618063 (80063)	EA	1				*	*	*	4	1	3	MP55
	5315-880-9078	PIN, LOCK, SM-B-595940-1 (80063)	EA	1				REF	REF	REF	REF	REF	3	H48
P H	5930-116-2769	SWITCH, ROT., ASSY, SM-C-618218 (80063)	EA	1				*	*	*	5	15	3	S6
P H	3040-181-3190	SHAFT, PINION, SM-C-618077 (80063)	EA	1				*	*	*	4	1	3	MP56
	5340-598-1493	RING, RETAINING, MS16632-4018 (96906)	EA	2				REF	REF	REF	REF	REF	3	H50, 61
P H	5340-113-3848	SHIM, SM-C-618053-1 (80063)	EA	V				REF	REF	REF	REF	REF	3	MP122
P H	5340-113-3848	SHIM, SM-C-618053-1 (80063)	EA	V				REF	REF	REF	REF	REF	3	MP123
P H	5340-113-3848	SHIM, SM-C-618053-1 (80063)	EA	V				REF	REF	REF	REF	REF	3	MP124
P H	5340-113-3848	SHIM, SM-C-618053-1 (80063)	EA	V				REF	REF	REF	REF	REF	3	MP125
P H	5340-113-3848	SHIM, SM-C-618053-1 (80063)	EA	V				REF	REF	REF	REF	REF	3	MP126
P H	5340-113-3851	SHIM, SM-C-618053-4 (80063)	EA	V				REF	REF	REF	REF	REF	3	MP98
P H	3020-195-5823	LINK, CONNECTING, SM-C-618016 (80063)	EA	1				*	*	*	4	1	3	MP57
P H	5305-113-8441	SCREW, MACHINE, 70A3810205-480 (00011)	EA	1				REF	REF	REF	REF	REF	3	H364
P H	5930-168-4152	DRIVER, TUNER SWITCH, SM-C-618017 (80063)	EA	1				*	*	*	4	1	3	MP58
	5305-843-2841	SETScrew, 70A8300203-210 (00011)	P	EA	2			REF	REF	REF	REF	REF	3	H366-367
P H	5305-803-0068	SCREW, MACHINE, 70A8300403-210 (00011)	R	EA	2			REF	REF	REF	REF	REF	3	H366-367
P H	5930-408-8753	SWITCH, ROT., ASSY, SM-C-618056 (80063)	EA	1				*	*	*	5	15	3	S5
P H	5961-887-5181	SEMICONDUCTOR DEVICE, 1N4531 (80131)	EA	1				REF	REF	REF	REF	REF	3	CR21
P H	5961-887-5181	SEMICONDUCTOR DEVICE, 1N4531 (80131)	EA	1				REF	REF	REF	REF	REF	3	CR22
P H	5905-982-0937	RESISTOR, FXD, RN55C1002F (81349)	EA	1				*	2	2	33	65	3	R22
P H	3020-195-5823	GEAR, SPUR, SM-D-617871 (80063)	EA	1				*	*	*	4	4	3	MP59
	5305-717-6950	SCREW, MACHINE, MS51963-9 (96906)	EA	1				REF	REF	REF	REF	REF	3	H368
P H	5895-704-9698	GEAR, SPUR, SM-B-595947 (80063)	EA	1				REF	REF	REF	REF	REF	3	MP63

SECTION II. REPAIR PARTS LIST (CONTINUED)

(1) SMR CODE	(2) FEDERAL STOCK NUMBER	(3) DESCRIPTION REFERENCE NUMBER & MFG CODE	(4) UNIT OF ONMEAS USABLE CODE	(5) QTY INC IN UNIT	(6) 30-DAY DS MAINT ALLOWANCE			(7) 30-DAY GS MAINT ALLOWANCE			(8) 1 YR ALW PER EQUIP CNTGCT	(9) DEPOT MAINT ALW PER 100 EQUIP	(10) ILLUSTRATION	
					(a) 1-20	(b) 21-50	(c) 51-100	(a) 1-20	(b) 21-50	(c) 51-100			(a) FIG NO	(b) ITEM NO OR REFERENCE DESIGNATION
P H	5930-408-8749	SWITCH, ROT., ASSY, SM-C-617805 (80063) A1A1S1-A, -B, -C, -D	EA	1	*	*	*	5	15	3	±			
P H	5905-480-5070	RESISTOR, FXD, RN50E1011D (81349)	EA	1	*	*	*	5	7	3	R2			
P H	5905-481-0201	RESISTOR, FXD, RN50E8660F (81349)	EA	1	*	*	*	5	7	3	R3			
P H	5905-195-8385	RESISTOR, FXD, RN50E7410D (81349)	EA	1	*	*	*	5	7	3	R4			
P H	5905-195-8379	RESISTOR, FXD, RN50E6420D (81349)	EA	1	*	*	*	5	7	3	R5			
P H	5905-195-8376	RESISTOR, FXD, RN50E5490F (81349)	EA	1	*	*	*	5	7	3	R6			
P H	5905-433-1818	RESISTOR, FXD, RN50E4750F (81349)	EA	1	*	*	*	5	7	3	R7			
P H	5905-195-8370	RESISTOR, FXD, RN50E407D (81349)	EA	1	*	*	*	5	7	3	R8			
P H	5905-433-8368	RESISTOR, FXD, RN50E3480F (81349)	EA	1	*	*	*	5	7	3	R9			
P H	5905-433-8368	RESISTOR, FXD, RN50E3010F (81349)	EA	1	*	*	*	5	7	3	R10			
P H	5905-480-6849	RESISTOR, FXD, RN50E2580D (81349)	EA	1	*	*	*	5	7	3	R11			
P H	5905-195-8367	RESISTOR, FXD, RN50E1131F (81349)	EA	1	*	*	*	5	7	3	R24			
P H	5905-196-6776	RESISTOR, FXD, RN50E9760F (81349)	EA	1	*	*	*	5	7	3	R25			
P H	5905-195-8386	RESISTOR, FXD, RN50E8350D (81349)	EA	1	*	*	*	5	7	3	R26			
P H	5905-433-5753	RESISTOR, FXD, RN50E7150F (81349)	EA	1	*	*	*	5	7	3	R27			
P H	5905-195-8378	RESISTOR, FXD, RN50E6120D (81349)	EA	1	*	*	*	5	7	3	R28			
P H	5905-195-8374	RESISTOR, FXD, RN50E5170D (81349)	EA	1	*	*	*	5	7	3	R29			
P H	5905-150-5343	RESISTOR, FXD, RN50E4370D (81349)	EA	1	*	*	*	5	7	3	R30			
P H	5905-471-1834	RESISTOR, FXD, RN50E3700D (81349)	EA	1	*	*	*	5	7	3	R31			
P H	3020-195-5834	GEAR AND ACTUATOR, SM-B-618001 (80063)	EA	1	*	*	*	4	1	3	MP60			
P H	5930-408-8750	SWITCH, ROT., ASSY, SM-C-618261 (80063) A1A1S1-E, -F, -G, -H	EA	1	*	*	*	5	15	3	±			
P H	3020-195-5835	GEAR, CLUSTER, SM-B-617866 (80063)	EA	1	*	*	*	4	1	3	MP61			
	5305-717-6955	SETScrew, MS51963-1 (96906)	R	EA	1	*	*	*	*	3	H370			
P H	5340-727-5153	STRAP, MS17821-4-9 (96906)	R	EA	1	*	*	*	4	13	3	MP99		

SECTION II. REPAIR PARTS LIST (CONTINUED)

(1) SMR CODE	(2) FEDERAL STOCK NUMBER	(3) DESCRIPTION REFERENCE NUMBER & MFG CODE	(4) UNIT OF MEAS CODE	(5) QTY INC IN UNIT	(6) 30-DAY DS MAINT ALLOWANCE			(7) 30-DAY GS MAINT ALLOWANCE			(8) 1 YR ALW PER EQUIP CNTGCV	(9) DEPOT MAINT ALW PER 100 EQUIP	(10) ILLUSTRATION	
					(a) 1-20	(b) 21-50	(c) 51-100	(a) 1-20	(b) 21-50	(c) 51-100			(a) FIG NO	(b) ITEM NO OR REFERENCE DESIGNATION
P H	5940-847-3138	TERMINAL, LUG, SM-B-595953-2 (80063)	EA	1				*	*	*	4	13	3	E1
	5305-054-5648	SCREW, MACHINE, MS51957-14 (96906)	EA	2				*	*	*	*	*	3	H421,422
	5310-933-8118	WASHER, LK, MS35338-135 (96906)	EA	2				REF	REF	REF	REF	REF	3	H425-426
P H	3020-195-5838	GEAR AND SPROCKET, SM-D-618011 (80063)	EA	1				*	*	*	4	1	3	MP65
P H	5315-880-9078	PIN, LOCK, SM-B-595940-1 (80063)	EA	1				REF	REF	REF	REF	REF	3	H433
P H	5930-408-8752	SWITCH, ROT., ASSY, SM-C-618262 (80063)	EA	1				*	*	*	5	15	3	S2
P H	5905-982-0937	RESISTOR, FXD, RN55C1002F (81349)	EA	1				REF	REF	REF	REF	REF	3	R13
P H	5905-982-0937	RESISTOR, FXD, RN55C1002F (81349)	EA	1				REF	REF	REF	REF	REF	3	R14
P H	5905-982-0937	RESISTOR, FXD, RN55C1002F (81349)	EA	1				REF	REF	REF	REF	REF	3	R15
P H	5905-982-0937	RESISTOR, FXD, RN55C1002F (81349)	EA	1				REF	REF	REF	REF	REF	3	R16
P H	5905-982-0937	RESISTOR, FXD, RN55C1002F (81349)	EA	1				REF	REF	REF	REF	REF	3	R17
P H	5905-982-0937	RESISTOR, FXD, RN55C1002F (81349)	EA	1				REF	REF	REF	REF	REF	3	R18
P H	5905-982-0937	RESISTOR, FXD, RN55C1002F (81349)	EA	1				REF	REF	REF	REF	REF	3	R19
P H	5905-982-0937	RESISTOR, FXD, RN55C1002F (81349)	EA	1				REF	REF	REF	REF	REF	3	R20
P H	5905-982-0937	RESISTOR, FXD, RN55C1002F (81349)	EA	1				REF	REF	REF	REF	REF	3	R21
P H	5961-887-5181	SEMICONDUCTOR DEVICE, 1N4531 (80131)	EA	1				REF	REF	REF	REF	REF	3	CR1
P H	5961-887-5181	SEMICONDUCTOR DEVICE, 1N4531 (80131)	EA	1				REF	REF	REF	REF	REF	3	CR2
P H	5961-887-5181	SEMICONDUCTOR DEVICE, 1N4531 (80131)	EA	1				REF	REF	REF	REF	REF	3	CR3
P H	5961-887-5181	SEMICONDUCTOR DEVICE, 1N4531 (80131)	EA	1				REF	REF	REF	REF	REF	3	CR4
P H	5961-887-5181	SEMICONDUCTOR DEVICE, 1N4531 (80131)	EA	1				REF	REF	REF	REF	REF	3	CR5
P H	5961-887-5181	SEMICONDUCTOR DEVICE, 1N4531 (80131)	EA	1				REF	REF	REF	REF	REF	3	CR6
P H	5961-887-5181	SEMICONDUCTOR DEVICE, 1N4531 (80131)	EA	1				REF	REF	REF	REF	REF	3	CR7
P H	5961-887-5181	SEMICONDUCTOR DEVICE, 1N4531 (80131)	EA	1				REF	REF	REF	REF	REF	3	CR8
P H	5961-887-5181	SEMICONDUCTOR DEVICE, 1N4531 (80131)	EA	1				REF	REF	REF	REF	REF	3	CR9
P H	5961-887-5181	SEMICONDUCTOR DEVICE, 1N4531 (80131)	EA	1				REF	REF	REF	REF	REF	3	CR10

SECTION II. REPAIR PARTS LIST (CONTINUED)

(1) SMR CODE	(2) FEDERAL STOCK NUMBER	(3) DESCRIPTION REFERENCE NUMBER & MFG CODE	(4) UNIT OF MEAS USABLE ON CODE	(5) QTY INC IN UNIT	(6) 30-DAY DS MAINT ALLOWANCE			(7) 30-DAY GS MAINT ALLOWANCE			(8) 1 YR ALW PER EQUIP CNTGCTY	(9) DEPOT MAINT ALW PER 100 EQUIP	(10) ILLUSTRATION		
					(a) 1-20	(b) 21-50	(c) 51-100	(a) 1-20	(b) 21-50	(c) 51-100			(a) FIG NO	(b) ITEM NO OR REFERENCE DESIGNATION	
P H	3020-401-8107	GEAR, CLUSTER, SM-D-618010 (80063)	EA	1				*	*	*	4	1	3	MP67	
P H	5315-843-7988	PIN, SPRING-TUBULAR, MS16562-3 (96906)	EA	1				*	*	*	4	3	3	H458	
P H	5340-223-6650	SHAFT, PINION, SM-D-617860 (80063)	EA	1				*	*	*	4	1	3	MP68	
P H	5935-134-5607	CONNECTOR, RECEPTACLE, SM-A-617906-9 (80063)	EA	1				*	*	*	4	14	3	J9	
	5305-145-0631	SCREW, MACHINE, 70A3810210-480 (00011)	EA	2				*	*	*	*	3	3	H436-437	
	5310-126-0014	WASHER, FLAT, SM-C-617837-8 (80063)	EA	2				REF	REF	REF	REF	REF	3	H438-439	
P H	5935-062-1608	CONTACT, ELECTRICAL, SM-A-617935-1 (80063)	EA	12				*	2	2	13	90	3	J9-1-12	
XI H		CONNECTOR AND WIRE, SM-B-618591 (80063)	P	EA	1								3	P5	
P H	5935-134-5298	CONNECTOR, RECEPTACLE, SM-A-617934-2 (80063)	R	EA	1				*	*	*	5	12	3	P5
P H	5935-062-1608	CONTACT, ELECTRICAL, SM-A-617935-1 (80063)	R	EA	52				REF	REF	REF	REF	REF	3	P5-1-52
XI H		CHASSIS AND PLATE, SM-B-632135 (80063)		EA	1										MP21
XI H		CHASSIS AND PLATE ASSY, SM-D-632136-102 (80063)		EA	1									3	MP1
	5305-054-5649	SCREW, MACHINE, MS51957-15 (96906)		EA	2				*	*	*	*	*	3	H1-2
	5310-933-8118	WASHER, LK, MS35338-135 (96906)		EA	2				REF	REF	REF	REF	REF	3	H3-4
XI H		CHASSIS AND PLATE ASSY, SM-D-632136-101, (80063)		EA	1									3	MP2
	5305-068-5412	SCREW, MACHINE, MS16995-4 (96906)		EA	8				*	*	*	*	*	3	H1-8
P H S	5821-091-9159	ELECTRIC COMPONENT ASSY-RF FRONT END, SM-B-618340 (80063) REQUI- SITION UNTIL SUPPLY IS EXHAUSTED, THEN REQUI- SITION SM-B-692925	P	EA	1									2	A3
P H S	5821-404-5973	ELECTRONIC COMPONENT ASSY-RF FRONT END, SM-B-692925 (80063)	R	EA	1				1	2	2	15	7	2	A3
	5305-054-5637	SCREW, MACHINE, MS51957-3 (96906)	R	EA	3				*	*	*	*	*	2	H399-401
	5310-143-5663	WASHER, FLAT, SM-C-617837-3 (80063)	R	EA	2				*	*	*	*	*	2	H403-404
	5310-928-2690	WASHER, LK, MS35338-134 (96906)		EA	3				REF	REF	REF	REF	REF	2	H407-409
MD H		COVER AND INSERT ASSY- TUNER, SM-B-618387 (80063)		EA	1									4,5	MP69

SECTION II. REPAIR PARTS LIST (CONTINUED)

(1) SMR CODE	(2) FEDERAL STOCK NUMBER	(3) DESCRIPTION REFERENCE NUMBER & MFG CODE	(4) UNIT OF MEAS USABLE ON CODE	(5) QTY INC IN UNIT	(6) 30-DAY DS MAINT ALLOWANCE			(7) 30-DAY GS MAINT ALLOWANCE			(8) 1 YR ALW PER EQUIP CNTGCTY	(9) DEPOT MAINT ALW PER 100 EQUIP	(10) ILLUSTRATION	
					(a) 1-20	(b) 21-50	(c) 51-100	(a) 1-20	(b) 21-50	(c) 51-100			(a) FIG NO	(b) ITEM NO OR REFERENCE DESIGNATION
	5305-054-5636	SCREW, MACHINE, MS51957-2 (96906)	EA	16				REF	REF	REF	REF	REF	4,5	H62-77
	5310-595-6761	WASHER, FLAT, MS15795-802 (96906)	EA	3				REF	REF	REF	REF	REF	4,5	H341-343
	5310-928-2690	WASHER, LK, MS35338-134 (96906)	EA	16				REF	REF	REF	REF	REF	4,5	H80-95
P H	5340-998-0661	CLAMP, LOOP, SM-B-618683-4 (80063)	R	EA	1			*	*	*	5	12	4	MP62
	5310-938-2013	NUT, HEX, MS35649-224 (96906)	R	EA	1			*	*	*	*	*	4	H427
	5305-054-5637	SCREW, MACHINE, MS51957-3 (96906)	R	EA	1			REF	REF	REF	REF	REF	4	H428
	5310-595-6761	WASHER, FLAT, MS15795-802 (96906)	R	EA	2			REF	REF	REF	REF	REF	4	H424-429
	5310-928-2690	WASHER, LK, MS35338-134 (96906)	R	EA	1			REF	REF	REF	REF	REF	4	H430
P H	5821-091-9149	ARM AND BEARING, SM-B-618383 (80063)		EA	1			*	*	*	4	1	4,5	MP70
	5305-054-5636	SCREW, MACHINE, MS51957-2 (96906)		EA	1			REF	REF	REF	REF	REF	4,5	H96
	5310-595-6761	WASHER, FLAT, MS15795-802 (96906)	P	EA	1			REF	REF	REF	REF	REF	5	H97
	5310-928-2690	WASHER, LK, MS35338-134 (96906)		EA	1			REF	REF	REF	REF	REF	4,5	H98
	5305-717-6955	SETSCREW, MS51963-1 (96906)		EA	2			REF	REF	REF	REF	REF	4,5	H344-345
XI H		COVER AND BRACKET ASSY, SM-B-618338 (80063)		EA	1								4,5	MP71
	5305-054-5636	SCREW, MACHINE, MS51957-2 (96906)		EA	4			REF	REF	REF	REF	REF	4,5	H99-102
	5310-595-6761	WASHER, FLAT, MS15795-802 (96906)		EA	2			REF	REF	REF	REF	REF	4,5	H103-104
	5310-928-2690	WASHER, LK, MS35338-134 (96906)		EA	4			REF	REF	REF	REF	REF	4,5	H106-109
P H	5330-375-9718	GASKET, RADIO FREQUENCY, SM-C-692929 (80063)		EA	1			*	*	*	4	10	5	MP176
P H #	5821-142-5417	CIRCUIT CARD ASSEMBLY, AGC/NOISE SOURCE SM-B-618433 (80063)		EA	1			1	2	2	16	8	4,5	A2
P H #	5821-142-5418	OSCILLATOR AND DOUBLER GUARD RECEIVER, SM-B-618148 (80063)		EA	1			1	2	2	16	8	4,5	A3
P H	5955-168-7402	CRYSTAL, UNIT, QUARTZ, SM-A-618690-915 (80063)		EA	1			*	*	2	8	4	4,5	Y1
P H #	5821-142-5416	RF AMPLIFIER GUARD RECEIVER, SM-B-618145 (80063)		EA	1			1	2	2	16	8	4,5	A4

SECTION II. REPAIR PARTS LIST (CONTINUED)

(1) SMR CODE	(2) FEDERAL STOCK NUMBER	(3) DESCRIPTION REFERENCE NUMBER & MFG CODE	(4) USABLE ON CODE	(5) UNIT OF MEAS	(6) QTY INC IN UNIT	(7) 30-DAY DS MAINT ALLOWANCE			(8) 30-DAY GS MAINT ALLOWANCE			(9) 1 YR ALW PER EQUIP CNTGCT	(10) DEPOT MAINT ALW PER 100 EQUIP	(10) ILLUSTRATION	
						(a)	(b)	(c)	(a)	(b)	(c)			(a)	(b)
						1-20	21-50	51-100	1-20	21-50	51-100			FIG NO	ITEM NO OR REFERENCE DESIGNATION
P H #	5821-142-5415	CIRCUIT CARD ASSEMBLY, OUTPUT, GUARD, SM-B-618480 (80063)		EA	1				1	2	2	16	8	4,5	A5
P H #	5821-142-5414	CIRCUIT CARD ASSEMBLY, MAIN, SM-B-618385 (80063)		EA	1				1	2	2	16	8	4,5	A6
P H	5995-056-8850	CABLE ASSEMBLY, RADIO FREQUENCY, SM-A-597837-4 (80063)		EA	1				*	*	2	8	35	4,5	P12
P H	5995-056-8848	CABLE ASSEMBLY, RADIO FREQUENCY, SM-A-597837-2 (80063)		EA	1				*	*	2	8	35	4,5	J7
P H	5995-056-8848	CABLE ASSEMBLY, RADIO FREQUENCY, SM-A-597837-2 (80063)		EA	1				REF	REF	REF	REF	REF	4,5	J8
P H	5995-056-8848	CABLE ASSEMBLY, RADIO FREQUENCY, SM-A-597837-2 (80063)		EA	1				REF	REF	REF	REF	REF	4,5	J11
P H	5325-182-9661	EYELET, SM-B-595933-5 (80063)		EA	1				*	*	2	10	4	4,5	MP104
P H	5325-182-9661	EYELET, SM-B-595933-5 (80063)		EA	1				REF	REF	REF	REF	REF	4,5	MP105
P H	5325-182-9661	EYELET, SM-B-595933-5 (80063)		EA	1				REF	REF	REF	REF	REF	4,5	MP106
P H	5325-182-9661	EYELET, SM-B-595933-5 (80063)		EA	1				REF	REF	REF	REF	REF	4,5	MP189
XI H		CIRCUIT CARD AND CHASSIS, SM-B-618377 (80063)	P	EA	1									5	A1
P H	5821-489-6112	PLATE AND CONTACT, SM-B-692496 (80063)	R	EA	1				*	*	2	16	8	4	MP72
	5305-054-5636	SCREW, MACHINE, MS51957-2 (96906)	R	EA	2				REF	REF	REF	REF	REF	4	H570-571
	5305-054-5639	SCREW, MACHINE, MS51957-5 (96906)	R	EA	2				*	*	*	*	*	4	H572-573
	5310-126-0014	WASHER, FLAT, SM-C-617837-7 (80063)	R	EA	2				*	*	*	*	*	4	H574-575
	5310-595-6761	WASHER, FLAT, MS15795-802 (96906)	R	EA	2				REF	REF	REF	REF	REF	4	H576-577
	5310-928-2690	WASHER, LK, MS35338-134 (96906)	R	EA	4				REF	REF	REF	REF	REF	4	H578-581
P H	5365-191-9027	SPACER, SWITCH, SM-C-692945 (80063)	R	EA	1				*	*	*	4	4	4	MP178
P H	5365-191-9027	SPACER, SWITCH, SM-C-692945 (80063)	R	EA	1				REF	REF	REF	REF	REF	4	MP179
P H	5905-922-7215	RESISTOR, FXD, RC056F103K (81349)	R	EA	1				*	*	2	10	26	4	R4
P H	5905-922-7215	RESISTOR, FXD, RC056F103K (81349)	R	EA	1				REF	REF	REF	REF	REF	4	R5
P H	5905-922-7215	RESISTOR, FXD, RC056F103K (81349)	R	EA	1				REF	REF	REF	REF	REF	4	R6
P H	5905-922-7215	RESISTOR, FXD, RC056F103K (81349)	R	EA	1				REF	REF	REF	REF	REF	4	R7
XI H		RESISTOR, FXD, RC076F470K (81349)	R	EA	1										R11

SECTION II. REPAIR PARTS LIST (CONTINUED)

(1) SMR CODE	(2) FEDERAL STOCK NUMBER	(3) DESCRIPTION REFERENCE NUMBER & MFG CODE	USABLE ON CODE	(4) UNIT OF MEAS	(5) QTY INC IN UNIT	(6) 30-DAY DS MAINT ALLOWANCE			(7) 30-DAY GS MAINT ALLOWANCE			(8) 1 YR ALW PER EQUIP CNTGCT	(9) DEPOT MAINT ALW PER 100 EQUIP	(10) ILLUSTRATION	
						(a) 1-20	(b) 21-50	(c) 51-100	(a) 1-20	(b) 21-50	(c) 51-100			(a) FIG NO	(b) ITEM NO OR REFERENCE DESIGNATION
X1 H		BUSHING, SM-B-597806-3 (80063)	R	EA	1									E52	
X1 H		BUSHING, SM-B-597806-3 (80063)	R	EA	1									E66	
X1 H		SEMICONDUCTOR SET, SM-A-595833-17 (80063) A1A3CR3-4, 6-7	R	EA	1									@	
X1 H		SEMICONDUCTOR SET, SM-A-595833-17 (80063) A1A3CR8-9, 10-11	R	EA	1									@	
X1 H		WASHER, FLAT, SM-C-596378-19 (80063)	R	EA	4									H582-585	
X1 H		COIL, RADIO FREQUENCY, SM-A-595835-109 (80063)	R	EA	1									L1	
X1 H		COIL, RADIO FREQUENCY, SM-A-595835-109 (80063)	R	EA	1									L2	
X1 H		COIL, RADIO FREQUENCY, SM-A-595835-109 (80063)	R	EA	1									L3	
X1 H		COIL, RADIO FREQUENCY, SM-A-595835-109 (80063)	R	EA	1									L23	
X1 H		COIL, RADIO FREQUENCY, SM-A-595835-109 (80063)	R	EA	1									L24	
X1 H		COIL, RADIO FREQUENCY, SM-A-595835-109 (80063)	R	EA	1									L25	
X1 H		CHASSIS-CAVITY 4, SM-E-618337 (80063)	R	EA	1									MP182	
X1 H		SCREW, MACHINE, MS51957-2 (96906)	R	EA	2									H586-587	
X1 H		CAPACITOR, SM-A-617948-1 (80063)	R	EA	1									C26	
X1 H		LEAD, ELECTRICAL SM-B-612296 (80063)	R	EA	1									W4	
X1 H		COIL, SM-A-617938-2 (80063)	R	EA	1									L21	
X1 H		CAPACITOR, SM-A-595791-3 (80063)	R	EA	1									C27	
X1 H		TERMINAL, SM-A-617937-2 (80063)	R	EA	1									E67	
X1 H		CHASSIS-CAVITY 3, SM-E-618327 (80063)	R	EA	1									MP183	
X1 H		SCREW, MACHINE, MS51957-2 (96906)	R	EA	2									H588-589	
X1 H		RF AMP TYPE 3 MAIN RECEIVER, SM-B-692698 (80063)	R	EA	1									A7	
X1 H		SCREW, MACHINE, NAS1635-00-3 (80205)	R	EA	2									H590-591	
X1 H		WASHER, FLAT, MS15795-801 (96906)	R	EA	2									H592-593	

SECTION II. REPAIR PARTS LIST (CONTINUED)

(1) SMR CODE	(2) FEDERAL STOCK NUMBER	(3) DESCRIPTION REFERENCE NUMBER & MFG CODE	(4) USABLE ON CODE	(5) UNIT OF MEAS	(6) QTY INC IN UNIT	30-DAY DS MAINT ALLOWANCE			30-DAY GS MAINT ALLOWANCE			(8) 1 YR ALW PER EQUIP CNTGCTY		(9) DEPOT MAINT ALW PER EQUIP		(10) ILLUSTRATION (b) ITEM NO OR REFERENCE DESIGNATION	
						(a) 1-20	(b) 21-50	(c) 51-100	(a) 1-20	(b) 21-50	(c) 51-100			(a) FIG NO	(b) REFERENCE DESIGNATION		
X1 H		WASHER, LK, NAS1640-0 (80205)	R	EA	2												H594-595
X1 H		CAPACITOR, SM-A-617948-1 (80063)	R	EA	1												C19
X1 H		LEAD, ELECTRICAL, SM-B-632296 (80063)	R	EA	1												W3
X1 H		COIL, SM-A-617938-2 (80063)	R	EA	1												L17
X1 H		CAPACITOR, SM-A-595791-3 (80063)	R	EA	1												C20
X1 H		TERMINAL, SM-A-617937-2 (80063)	R	EA	1												E60
X1 H		CHASSIS-CAVITY 2, SM-E-618327 (80063)	R	EA	1												MP184
X1 H		SCREW, MACHINE, MS1957-2 (96906)	R	EA	2												H113-114
X1 H		RF AMP TYPE 2 MAIN RECEIVER, SM-B-618485 (80063)	R	EA	1												A8
X1 H		SCREW, MACHINE, NAS1635-00-3 (80205)	R	EA	2												H596-597
X1 H		WASHER, FLAT, MS15795-801 (96906)	R	EA	2												H598-599
X1 H		WASHER, LK, NAS1640-0 (80205)	R	EA	2												H600-601
X1 H		CAPACITOR, SM-A-617948-1 (80063)	R	EA	1												C12
X1 H		LEAD, ELECTRICAL, SM-B-632296 (80063)	R	EA	1												W2
X1 H		COIL, SM-B-617938-2 (80063)	R	EA	1												L9
X1 H		CAPACITOR, SM-A-595791-3 (80063)	R	EA	1												C13
X1 H		TERMINAL, SM-A-617937-2 (80063)	R	EA	1												E53
P H	5910-458-5804	CAPACITOR, SM-A-595776-102 (80063)	R	EA	1				*	*	2	8	8	4			C47
X1 H		CHASSIS-CAVITY 1, SM-B-692923 (80063)	R	EA	1												MP185
X1 H		SCREW, MACHINE, MS1957-2 (96906)	R	EA	2												H195
X1 H		RF AMP TYPE 1 MAIN RECEIVER, SM-B-618363 (80063)	R	EA	1												A9
X1 H		SCREW, MACHINE, NAS1635-00-3 (80205)	R	EA	2												H602-603
X1 H		WASHER, FLAT, MS15745-801 (96906)	R	EA	2												H604-605
X1 H		WASHER, LK, NAS1640-0 (80205)	R	EA	2												H606-607

SECTION II. REPAIR PARTS LIST (CONTINUED)

(1) SMR CODE	(2) FEDERAL STOCK NUMBER	(3) DESCRIPTION REFERENCE NUMBER & MFG CODE	(4) USABLE ON CODE	(5) UNIT OF MEAS	(6) QTY INC IN UNIT	30-DAY DS MAINT ALLOWANCE			30-DAY GS MAINT ALLOWANCE			(8) 1 YR ALW PER EQUIP CNTGCTY	(9) DEPOT MAINT ALW PER 100 EQUIP	(10) ILLUSTRATION (a) ITEM NO OR (b) REFERENCE FIG NO DESIGNATION		
						(a) 1-20	(b) 21-50	(c) 51-100	(a) 1-20	(b) 21-50	(c) 51-100			(a) FIG NO	(b) REFERENCE DESIGNATION	
X1 H		CAPACITOR, SM-A-595791-3 (80063)	R	EA	1											C4
X1 H		LEAD, ELECTRICAL, SM-B-632296 (80063)	R	EA	1											W1
X1 H		COIL, SM-A-617938-1 (80063)	R	EA	1											L5
X1 H		CAPACITOR, SM-A-595791-3 (80063)	R	EA	1											C5
X1 H		TERMINAL, SM-A-617937-2 (80063)	R	EA	1											E43
X1 H		TERMINAL, SM-A-617937-3 (80063)	R	EA	1											E44
X1 H		TERMINAL, SM-A-617937-3 (80063)	R	EA	1											E45
P H	5935-247-8406	CONNECTOR, PLUG, SM-A-617920-6 (80063)	R	EA	1				*	*	*	5	14	4		P6
P H	5935-062-1608	CONTACT, ELECTRICAL, SM-A-617935-1 (80063)	R	EA	10				REF	REF	REF	REF	REF	4		P6-1-10
P H	5821-168-3620	SUPPORT, SM-C-692930 (80063)	R	EA	1				*	*	*	4	1	4		MP186
P H	5975-985-6570	STRAP, MS17821-3-9 (96906)	R	EA	1				*	*	*	4	14	4		MP187
P H	5910-782-4981	CAPACITOR, SM-A-595791-3 (80063)	R	EA	1				*	2	2	27	36	4		C35
P H	5910-782-4981	CAPACITOR, SM-A-595791-3 (80063)	R	EA	1				REF	REF	REF	REF	REF	4		C36
P H	5910-782-4981	CAPACITOR, SM-A-595791-3 (80063)	R	EA	1				REF	REF	REF	REF	REF	4		C37
P H	5910-782-4981	CAPACITOR, SM-A-595791-3 (80063)	R	EA	1				REF	REF	REF	REF	REF	4		C38
P H	5910-782-4981	CAPACITOR, SM-A-595791-3 (80063)	R	EA	1				REF	REF	REF	REF	REF	4		C39
P H	5910-782-4981	CAPACITOR, SM-A-595791-3 (80063)	R	EA	1				REF	REF	REF	REF	REF	4		C40
P H	5910-782-4981	CAPACITOR, SM-A-595791-3 (80063)	R	EA	1				REF	REF	REF	REF	REF	4		C41
P H	5910-782-4981	CAPACITOR, SM-A-595791-3 (80063)	R	EA	1				REF	REF	REF	REF	REF	4		C42
P H	5910-782-4981	CAPACITOR, SM-A-595791-3 (80063)	R	EA	1				REF	REF	REF	REF	REF	4		C43
P H	5910-782-4981	CAPACITOR, SM-A-595791-3 (80063)	R	EA	1				REF	REF	REF	REF	REF	4		C44
P H	5910-782-4981	CAPACITOR, SM-A-595791-3 (80063)	R	EA	1				REF	REF	REF	REF	REF	4		C45
P H	5910-782-4981	CAPACITOR, SM-A-595791-3 (80063)	R	EA	1				REF	REF	REF	REF	REF	4		C46
X1 H		CIRCUIT CARD ASSEMBLY, BOARD AND CONTACT ASSEMBLY, SM-B-618332 (80063)	R	EA	1											A10

SECTION II. REPAIR PARTS LIST (CONTINUED)

(1) SMR CODE	(2) FEDERAL STOCK NUMBER	(3) DESCRIPTION REFERENCE NUMBER & MFG CODE	USABLE ON CODE	(4) UNIT OF MEAS	(5) QTY INC UNIT	(6) 30-DAY DS MAINT ALLOWANCE			(7) 30-DAY GS MAINT ALLOWANCE			(8) 1 YR ALW PER EQUIP CNTG		(9) DEPOT MAINT ALW PER EQUIP		(10) ILLUSTRATION (b) ITEM NO OR REFERENCE DESIGNATION	
						(a) 1-20	(b) 21-50	(c) 51-100	(a) 1-20	(b) 21-50	(c) 51-100					(a) FIG NO	OR REFERENCE DESIGNATION
XI H		RIVET, TUBULAR, SM-A-595946-4 (80063)	R	EA	2				*	*	*	*	*				H608-609
P H	5821-489-6118	FRONT END INTERCONNECT BOARD, SM-B-618601 (80063)	R	EA	1				*	*	2	8	3	4	A11		
	5305-054-5636	SCREW, MACHINE, MS51957-2 (96906)	R	EA	2				REF	REF	REF	REF	REF	4	H610-611		
	5310-126-0014	WASHER, FLAT, SM-C-617837-7 (80063)	R	EA	2				REF	REF	REF	REF	REF	4	H612-613		
	5310-928-2690	WASHER, LK, MS35338-134 (96906)	R	EA	2				REF	REF	REF	REF	REF	4	H614-615		
XI H		TERMINAL, SM-A-617937-1 (80063)	R	EA	1										E73		
XI H		CLIP, SM-C-617360 (80063)	R	EA	4										MP188		
XI H		RIVET, TUBULAR, SM-B-595946-11 (80063)	R	EA	8										H616-623		
XI H		CHASSIS, ELECTRICAL EQUIPMENT, SM-E-618326-2 (80063)	R	EA	1										MP190		
P F	5821-489-6114	COVER, MARKED, SM-B-692938 (80063)	K	EA	1	*	*	*	*	*	*	4	1	2	MP75		
P F	5821-489-6113	COVER AND SHIELD, SM-B-632142 (80063)	N	EA	1	*	*	*	*	*	*	4	1	2	MP75		
	5305-054-5637	SCREW, MACHINE, MS51957-3 (96906)		EA	12	REF	REF	REF	REF	REF	REF	REF	REF	2	H133-143, 434		
	5310-595-6761	WASHER, FLAT, MS15795-802 (96906)		EA	11	REF	REF	REF	REF	REF	REF	REF	REF	2	H410-420		
	5310-595-6761	WASHER, FLAT, MS15795-802 (96906)	R	EA	1	REF	REF	REF	REF	REF	REF	REF	REF	2	H435		
	5310-928-2690	WASHER, LK, MS35338-134 (96906)		EA	11	REF	REF	REF	REF	REF	REF	REF	REF	2	H144-154		
	5310-928-2690	WASHER, LK, MS35338-134 (96906)	R	EA	1	REF	REF	REF	REF	REF	REF	REF	REF	2	H446		
MD H		CLAMP, WIRE, SM-B-618862 (80063)		EA	1										2	MP136	
	5305-054-5636	SCREW, MACHINE, MS51957-2 (96906)		EA	1				REF	REF	REF	REF	REF	2	H452		
	5310-928-2690	WASHER, LK, MS35338-134 (96906)		EA	1				REF	REF	REF	REF	REF	2	H453		
P F #	5821-018-8665	CIRCUIT CARD ASSEMBLY- SWITCHED FILTERS, SM-B-632200 (80063)	F	EA	1	1	2	2	1	2	2	15	7	2	A5		
P F #	5821-777-3406	CIRCUIT CARD ASSEMBLY- SWITCHED FILTERS, SM-B-618627 (80063)	E	EA	1	1	1	1	1	1	1	1	1	2	A5		
P F #	5821-018-8667	CIRCUIT CARD ASSEMBLY- DIVIDERS, 10 MC OSC, PH DET, SM-B-632186 (80063)	F	EA	1	1	2	2	1	2	2	15	7	2	A6		
P F #	5821-177-3413	CIRCUIT CARD ASSEMBLY- DIVIDERS, 10 MC OSC, PH DET, SM-B-618635 (80063)	E	EA	1	1	1	1	1	1	1	1	1	2	A6		

SECTION II. REPAIR PARTS LIST (CONTINUED)

(1) SMR CODE	(2) FEDERAL STOCK NUMBER	(3) DESCRIPTION REFERENCE NUMBER & MFG CODE	USABLE ON CODE	(4) UNIT OF MEAS	(5) QTY INC IN UNIT	(6) 30-DAY DS MAINT ALLOWANCE			(7) 30-DAY GS MAINT ALLOWANCE			(8) 1 YR ALW PER EQUIP CNTGCTY	(9) DEPOT MAINT ALW PER 100 EQUIP	(10) ILLUSTRATION (b) ITEM NO OR REFERENCE FIG NO DESIGNATION	
						(a) 1-20	(b) 21-50	(c) 51-100	(a) 1-20	(b) 21-50	(c) 51-100			(a) FIG NO	(b) OR DESIGNATION
P F #	5821-142-5555	CIRCUIT CARD ASSEMBLY-VCO AND DIGITAL/ANALOG CONV, SM-B-632334 (80063)	R	EA	1	1	2	2	1	2	2	15	7	2	A7
P F #	5821-018-8668	CIRCUIT CARD ASSEMBLY-VCO AND DIGITAL/ANALOG CONV, SM-B-632216 (80063) REQUISITION UNTIL SUPPLY IS EX- HAUSTED, THEN REQUISITION SM-B-632334	B	EA	1									2	A7
P F #	5821-194-2805	CIRCUIT ASSEMBLY-VCO AND DIGITAL/ANALOG CONV, SM-B-618631 (80063)	E	EA	1	1	1	1	1	1	1	1	1	2	A7
P F #	5821-142-5550	CIRCUIT CARD ASSEMBLY- 59.9 MC IF AMP, GUARD SM-B-632205 (80063)	R	EA	1	1	2	2	1	2	2	12	5	2	A8
P F #	5821-142-5541	CIRCUIT CARD ASSEMBLY - 59.9 MC IF AMP AND MIXER, SM-B-632189 (80063) REQUISITION UNTIL SUPPLY IS EX- HAUSTED, THEN REQUISITION SM-B-632205	P	EA	1									2	A8
P F #	5821-142-5541	CIRCUIT CARD ASSEMBLY - 59.9 MC IF AMP AND MIXER, SM-B-632189 (80063) REQUISITION UNTIL SUPPLY IS EX- HAUSTED, THEN REQUISITION SM-B-692719	P	EA	1									2	A16
P F #	5821-403-6895	CIRCUIT CARD ASSEMBLY - 59.9 MC IF AMP, MAIN, SM-B-692719 (80063)	R	EA	1	1	2	2	1	2	2	12	5	2	A16
P F #	5821-689-6273	CIRCUIT CARD ASSEMBLY - IF AMP, SM-B-618278 (80063)		EA	2	2	2	2	2	2	2	19	10	2	A9
P F #	5821-689-6273	CIRCUIT CARD ASSEMBLY - IF AMP, SM-B-618278 (80063)		EA	REF	REF	REF	REF	REF	REF	REF	REF	REF	2	A15
P F #	5821-689-6257	CIRCUIT CARD ASSEMBLY- F 2ND IF, DET AND AGC AMP, SM-B-632330 (80063)		EA	2	2	2	2	2	2	2	19	10	2	A10
P F #	5821-689-6257	CIRCUIT CARD ASSEMBLY - 2ND IF, DET AND AGC AMP, SM-B-596103 (80063) DO NOT REQUISITION, PREFERRED ITEM IS SM-B-632330	E	EA	2									2	A10
P F #	5821-689-6257	CIRCUIT CARD ASSEMBLY - 2ND IF, DET AND AGC AMP, SM-B-632330 (80063)	F	EA	REF	REF	REF	REF	REF	REF	REF	REF	REF	2	A14
P F #	5821-689-6257	CIRCUIT CARD ASSEMBLY - 2ND IF, DET AND AGC AMP, SM-B-596103 (80063) DO NOT REQUISITION, PREFERRED ITEM IS SM-B-632330	E	EA	REF									2	A14
P F #	5821-091-9142	CIRCUIT CARD ASSEMBLY - SQUELCH CKT, SM-B-632009 (80063) REQUISITION UNTIL SUPPLY IS EXHAUSTED, THEN REQUISITION SM-B-692739	P	EA	2									2	A11
P F #	5821-403-6901	CIRCUIT CARD ASSEMBLY - SQUELCH CKT, SM-B-692739 (80063)	R	EA	2	2	2	2	2	2	2	19	10	2	A11

SECTION II. REPAIR PARTS LIST (CONTINUED)

(1) SMR CODE	(2) FEDERAL STOCK NUMBER	(3) DESCRIPTION REFERENCE NUMBER & MFG CODE	(4) USABLE ON CODE	(5) UNIT OF MEAS	(6) QTY INC IN UNIT	30-DAY DS MAINT ALLOWANCE			30-DAY GS MAINT ALLOWANCE			(8) 1 YR ALW PER EQUIP CNTGCTY		(9) DEPOT MAINT ALW PER EQUIP		(10) ILLUSTRATION (b) (a) ITEM NO OR FIG REFERENCE NO DESIGNATION	
						(a) 1-20	(b) 21-50	(c) 51-100	(a) 1-20	(b) 21-50	(c) 51-100						
P F #	5821-091-9142	CIRCUIT CARD ASSEMBLY - SQUELCH CKT, SM-B-632009 (80063) REQUISITION UNTIL SUPPLY IS EXHAUSTED, THEN REQUISITION SM-B-692739	P	EA	REF	REF	REF	REF	REF	REF	REF	REF	REF	REF	REF	2	A13
P F #	5821-403-6901	CIRCUIT CARD ASSEMBLY - SQUELCH CKT, SM-B-692739 (80063)	R	EA	REF	REF	REF	REF	REF	REF	REF	REF	REF	REF	REF	2	A13
P F #	5821-727-4246	CIRCUIT CARD ASSEMBLY - AUDIO AMPL, SM-B-618180 (80063)		EA	1	1	2	2	1	2	2	12	5			2	A12
P H #		CHASSIS, WIRED, SM-B-618018 (80063) DO NOT REQUISITION, PRE- FERRED ITEM IS SM-B-632140	E	EA	1											2	A4
P H S	5821-091-9155	CHASSIS, WIRED, SM-B-632140 (80063)	A	EA	1				1	1	1	1	1			2	A4
P H T	5821-091-9155	CHASSIS, WIRED, SM-B-632338 (80063) DO NOT REQUISITION, PREFERRED ITEM IS SM-B-632140	J	EA	1											2	A4
P H S	5821-403-6894	CHASSIS, WIRED, SM-B-692889 (80063)	R	EA	1				1	2	2	12	5			2	A4
P H	5935-134-5608	CONNECTOR, RECEPTACLE, SM-A-617906-10 (80063)		EA	1				*	*	*	5	14			6	P9
P H	5935-061-3276	CONTACT, ELECTRICAL, SM-A-617935-2 (80063)		EA	12				*	2	2	13	180			6	P9-1-12
P H	5821-489-6117	BUFFER - AMPLIFIER, SM-B-605919 (80063)	R	EA	1				1	1	2	10	4			6	A1
	5305-054-5636	SCREW, MACHINE, MS1957-2 (96906)	R	EA	2				REF	REF	REF	REF	REF			6	H213-214
	5310-126-0014	WASHER, FLAT, SM-C-617837-7 (80063)	R	EA	4				REF	REF	REF	REF	REF			6	H231-234
X1 H		COVER, BUFFER AMPLIFIER ASSEMBLY, SM-C-693186 (80063)	R	EA	1												MP196
X1 H		CABLE ASSEMBLY, RADIO FREQUENCY, SM-A-597837-2 (80063)	R	EA	1												J18
X1 H		EYELET, SM-B-595933-9 (80063)	R	EA	1												MP197
X1 H		CABLE ASSEMBLY, RADIO FREQUENCY, SM-A-597837-1 (80063)	R	EA	1												P19
X1 H		EYELET, SM-B-595933-9 (80063)	R	EA	1												MP198
X1 H		CAPACITOR, FEED, SM-A-617926-102 (80063)	R	EA	1												C8
X1 H		TRANSISTOR, SM-A-618652-2 (80063)	R	EA	1												Q1
X1 H		TRANSISTOR, SM-A-618652-2 (80063)	R	EA	1												Q2

SECTION II. REPAIR PARTS LIST (CONTINUED)

(1) SMR CODE	(2) FEDERAL STOCK NUMBER	(3) DESCRIPTION REFERENCE NUMBER & MFG CODE	(4) USABLE ON CODE	(5) UNIT OF MEAS	(6) QTY INC IN UNIT	30-DAY DS MAINT ALLOWANCE			30-DAY GS MAINT ALLOWANCE			(8) 1 YR ALW EQUIP CNTG	(9) DEPOT MAINT ALW EQUIP PER 100 EQUIP	(10) ILLUSTRATION (b) ITEM NO OR REFERENCE DESIGNATION		
						(a) 1-20	(b) 21-50	(c) 51-100	(a) 1-20	(b) 21-50	(c) 51-100			(a) FIG NO	(b) REFERENCE DESIGNATION	
X1 H		INSULATOR, SM-B-597802-2 (80063)	R	EA	1											MP199
X1 H		INSULATOR, SM-B-597802-2 (80063)	R	EA	1											MP200
X1 H		SEMICONDUCTOR DEVICE, 1N4532 (80131)	R	EA	1											CR1
X1 H		SEMICONDUCTOR DEVICE, 1N4532 (80131)	R	EA	1											CR2
X1 H		CAPACITOR, FXD, SM-A-595783-108 (80063)	R	EA	1											C1
X1 H		CAPACITOR, FXD, SM-A-595783-114 (80063)	R	EA	1											C4
X1 H		CAPACITOR, FXD, SM-A-595783-20 (80063)	R	EA	1											C7
X1 H		CAPACITOR, FXD, SM-A-595783-29 (80063)	R	EA	1											C2
X1 H		CAPACITOR, FXD, SM-A-617901-102 (80063)	R	EA	1											C3
X1 H		CAPACITOR, FXD, SM-A-617901-102 (80063)	R	EA	1											C5
X1 H		CAPACITOR, FXD, SM-A-617901-102 (80063)	R	EA	1											C6
X1 H		RESISTOR, FXD, RC05GF180J (81349)	R	EA	1											R1
X1 H		RESISTOR, FXD, RC05GF182J (81349)	R	EA	1											R2
X1 H		RESISTOR, FXD, RC05GF221J (81349)	R	EA	1											R6
X1 H		RESISTOR, FXD, RC05GF242J (81349)	R	EA	1											R5
X1 H		RESISTOR, FXD, RC05GF272J (81349)	R	EA	1											R3
X1 H		RESISTOR, FXD, RC05GF511J (81349)	R	EA	1											R4
X1 H		TRANSFORMER, RADIO FREQUENCY, SM-A-618676-1 (80063)	R	EA	1											T1
X1 H		PRINTED WIRING BOARD - BUFFER AMPLIFIER, SM-C-605921 (80063)	R	EA	1											E1
X1 H		SPACER, BUFFER AMPLI- FIER ASSEMBLY, SM-C-693188 (80063)	R	EA	1											MP201
X1 H		SPACER, BUFFER AMPLI- FIER ASSEMBLY, SM-C-693188 (80063)	R	EA	1											MP202
X1 H		PLATE, MOUNTING, SM-C-693187 (80063)	R	EA	1											MP203
P H	5995-056-8848	CABLE ASSEMBLY, RADIO FREQUENCY, SM-A-597837-2 (80063)	R	EA	1				REF	REF	REF	REF	REF	REF	6	J19

SECTION II. REPAIR PARTS LIST (CONTINUED)

(1) SMR CODE	(2) FEDERAL STOCK NUMBER	(3) DESCRIPTION REFERENCE NUMBER & MFG CODE	USABLE ON CODE	(4) UNIT OF MEAS	(5) QTY INC IN UNIT	(6) 30-DAY DS MAINT ALLOWANCE			(7) 30-DAY GS MAINT ALLOWANCE			(8) 1 YR ALW PER EQUIP CNTGCTY		(9) DEPOT MAINT ALW PER EQUIP		(10) ILLUSTRATION (b) (a) ITEM NO OR FIG REFERENCE NO DESIGNATION	
						(a) 1-20	(b) 21-50	(c) 51-100	(a) 1-20	(b) 21-50	(c) 51-100						
P H	5995-056-8850	CABLE ASSEMBLY, RADIO FREQUENCY, SM-A-597837-1 (80063)	R	EA	1				REF	REF	REF	REF	REF	6	P18		
P H	5935-134-5297	CONNECTOR, RECEPTACLE, SM-A-617934-1 (80063)		EA	1				*	*	*	5	28	6	J5		
	5310-938-2013	NUT, HEX, MS35649-224 (96906)		EA	2				REF	REF	REF	REF	REF	6	H155-156		
	5305-054-5640	SCREW, MACHINE, MS1957-6 (96906)		EA	2				*	*	*	*	*	6	H157-158		
	5310-126-0014	WASHER, FLAT, SM-C-617837-7 (80063)		EA	4				REF	REF	REF	REF	REF	6	H123-126		
	5310-928-2690	WASHER, LK, MS35338-134 (96906)		EA	2				REF	REF	REF	REF	REF	6	H163-164		
P H	5999-142-5733	CONTACT, ELECTRICAL, SM-A-617935-4 (80063)		EA	52				*	2	2	19	598	6	J5-1-52		
P H	5995-102-3821	CABLE AND SHIELD, SM-B-618395 (80063)		EA	1				*	*	*	5	2	6	MP127		
	5305-929-6421	SCREW, MACHINE, NAS1635-00-3 (80205)		EA	2				REF	REF	REF	REF	REF	6	H165-166		
	5310-804-0141	WASHER, FLAT, MS15795-801 (96906)		EA	2				REF	REF	REF	REF	REF	6	H167-168		
X1 H		COVER, RCVR, SM-B-618864 (80063)		EA	1									6	MP78		
	5305-054-5640	SCREW, MACHINE, MS1957-6 (96906)		EA	4				REF	REF	REF	REF	REF	6	H199-202		
	5305-948-4042	SCREW, MACHINE, MS35275-204 (96906)		EA	4				*	*	*	*	*	6	H454-457		
MD H		PLATE, INSULATOR, SM-D-618443 (80063)		EA	1									6	MP77		
X1 H		CONNECTOR, ASSEMBLY, SM-B-618281 (80063)	P	EA	1									6	MP76		
P H R	5935-156-3696	CONNECTOR, ASSEMBLY, SM-B-692875 (80063)	R	EA	1				*	*	2	8	14	6	MP76		
	5305-054-5638	SCREW, MACHINE, MS1957-4 (96906)		EA	4				REF	REF	REF	REF	REF	6	H209-212		
P H	5310-126-0014	WASHER, FLAT, SM-C-617837-7 (80063)		EA	4				REF	REF	REF	REF	REF	6	H169-171, 230		
	5310-928-2690	WASHER, LK, MS35338-134 (96906)	R	EA	4				REF	REF	REF	REF	REF	6	H218-221		
P H	5905-156-6581	RESISTOR, VAR, SM-A-595863-202 (80063)	R	EA	1				*	*	2	8	8	6	R10		
P H	5935-111-1881	CONNECTOR, ELECTRICAL SM-A-595807-1 (80063)	R	EA	1				*	2	2	13	21	6	XA2		
	5310-150-4415	WASHER, FLAT, SM-C-596378-19 (80063)	R	EA	2				*	*	*	*	*	6	H1-2		
P H	5935-134-5298	CONNECTOR, RECEPTACLE, SM-A-617934-2 (80063)	R	EA	1				REF	REF	REF	REF	REF	6	J3		
	5310-150-4115	WASHER, FLAT, SM-C-596378-19 (80063)	R	EA	2				REF	REF	REF	REF	REF	6	H3-4		

SECTION II. REPAIR PARTS LIST (CONTINUED)

(1) SMR CODE	(2) FEDERAL STOCK NUMBER	(3) DESCRIPTION REFERENCE NUMBER & MFG CODE	(4) USABLE ON CODE	(5) UNIT OF MEAS	(6) QTY INC IN UNIT	(7)			(8)		(9)		(10)		
						30-DAY DS ALLOWANCE (a) 1-20	MAINT (b) 21-50	(c) 51-100	30-DAY GS ALLOWANCE (a) 1-20	MAINT (b) 21-50	(c) 51-100	1 YR ALW PER EQUIP CNTGCTY	DEPOT MAINT 100 ALW PER EQUIP	(a) FIG NO	(b) ITEM NO OR REFERENCE DESIGNATION
P H	5999-142-5738	CONTACT, ELECTRICAL, SM-A-617935-7 (80063)	R	EA	38				*	2	2	19	120	6	J3-1-38
P H	5935-168-4129	CONNECTOR, PLUG, SM-A-617920-5 (80063)	R	EA	1				*	*	*	5	28	6	J6
	5310-938-2013	NUT, HEX, MS35649-224 (96906)	R	EA	2				REF	REF	REF	REF	REF	6	H5-6
	5305-054-5637	SCREW, MACHINE, MS51957-3 (96906)	R	EA	2				REF	REF	REF	REF	REF	6	H7-8
	5310-126-0014	WASHER, FLAT, SM-C-617837-7 (80063)	R	EA	4		10A		REF	REF	REF	REF	REF	6	H9,9A,10,
P H	5999-142-5737	CONTACT, ELECTRICAL, SM-A-617935-6 (80063)	R	EA	11				*	2	2	12	33	6	J6-1-11
X1 H		PRINTED WIRING BOARD, INTERCONNECTION, SM-D-692873 (80063)	R	EA	1										E1
P H	5340-998-0661	CLAMP, LOOP, SM-B-618683-4 (80063)	R	EA	3				REF	REF	REF	REF	REF	6	MP150,152
X1 H		COVER, SYNTHESIZER, SM-B-618073 (80063)		EA	1									6	MP79
	5305-054-5638	SCREW, MACHINE, MS51957-4 (96906)		EA	2				REF	REF	REF	REF	REF	6	H224-225
	5305-054-5639	SCREW, MACHINE, MS51957-5 (96906)		EA	4				REF	REF	REF	REF	REF	6	H226-229
MD H	5970-168-4271	INSULATOR, SM-C-692753 (80063)	R	EA	1									6	MP146
P H	5910-056-4859	CAPACITOR, FXD, SM-A-617901-103 (80063)		EA	1				*	*	2	10	6	6	C28
P H	5995-056-8848	CABLE ASSEMBLY, RADIO FREQUENCY, SM-A-597837-2 (80063)		EA	1				REF	REF	REF	REF	REF	6	J12
P H	5995-056-8850	CABLE ASSEMBLY, RADIO FREQUENCY, SM-A-597837-1 (80063)		EA	1				REF	REF	REF	REF	REF	6	P7
P H	5995-056-8850	CABLE ASSEMBLY, RADIO, FREQUENCY, SM-A-597837-1 (80063)		EA	1				REF	REF	REF	REF	REF	6	P10
P H	5995-056-8850	CABLE ASSEMBLY, RADIO FREQUENCY, SM-A-597837-1 (80063)		EA	1				REF	REF	REF	REF	REF	6	P11
P H	5940-944-5019	TERMINAL, LUG, SM-A-617928-2 (80063)		EA	1				*	*	2	8	15	6	MP193
P H	5821-168-7398	PRINTED CABLE ASSEMBLY, SM-C-618287 (80063)		EA	1				*	*	*	5	2	6	W1
P H	5821-168-7397	PRINTED CABLE ASSEMBLY, SM-D-618641 (80063)		EA	1				*	*	*	5	2	6	W2
X1 H		CONNECTOR ASSEMBLY, SYNTHESIZER, SM-B-617996 (80063)	E	EA	1									6	A3
P H	5821-168-4268	CONNECTOR ASSEMBLY, SYNTHESIZER, SM-B-632322 (80063)	F	EA	1				*	*	2	8	7	6	A3

SECTION II. REPAIR PARTS LIST (CONTINUED)

(1) SMR CODE	(2) FEDERAL STOCK NUMBER	(3) DESCRIPTION REFERENCE NUMBER & MFG CODE	USABLE ON CODE	(4) UNIT OF MEAS	(5) QTY INC IN UNIT	(6) 30-DAY DS MAINT ALLOWANCE			(7) 30-DAY GS MAINT ALLOWANCE			(8) 1 YR ALW PER EQUIP CNTGCTY		(9) DEPOT MAINT ALW PER EQUIP		(10) ILLUSTRATION (b) (a) ITEM NO OR FIG REFERENCE NO DESIGNATION	
						(a) 1-20	(b) 21-50	(c) 51-100	(a) 1-20	(b) 21-50	(c) 51-100						
P H	5821-177-3504	CONNECTOR ASSEMBLY, RECEIVER, SM-D632010 (80063)	K	EA	1				*	*	*	5	2	6	A2		
XI H		CONNECTOR ASSEMBLY, RECEIVER, SM-B-617963 (80063)	N	EA	1									6	A2		
P H	5940-168-3375	STRIP, GROUNDING, SM-C-618888 (80063)	R	EA	1				*	*	*	5	2	6	MP137		
XI H		STRIP, GROUNDING, SM-C-632177 (80063)	P	EA	1									6	MP137		
P H	5940-168-3375	STRIP, GROUNDING, SM-C-618888 (80063)	R	EA	1				REF	REF	REF	REF	REF	6	MP138		
XI H		STRIP, GROUNDING, SM-C-632177 (80063)	P	EA	1									6	MP138		
P H	5940-168-3377	STRIP, GROUNDING, SM-C-632137 (80063)	R	EA	1				REF	REF	REF	REF	REF	6	MP140		
XI H		STRIP, GROUNDING, SM-C-632178 (80063)	P	EA	1									6	MP140		
P H	5940-168-3376	STRIP, GROUNDING, SM-C-632138 (80063)	R	EA	1				*	*	*	5	2	6	MP141		
XI H		STRIP, GROUNDING, SM-C-632179 (80063)	P	EA	1									6	MP141		
P H	5940-168-3376	STRIP, GROUNDING, SM-C-632138 (80063)	R	EA	1				REF	REF	REF	REF	REF	6	MP142		
XI H		STRIP, GROUNDING, SM-C-632179 (80063)	P	EA	1									6	MP142		
MD H		PLATE, INSULATOR, SM-B-692903 (80063)	F	EA	1										MP147		
MD H		PLATE, INSULATOR, SM-B-692903 (80063)	F	EA	1										MP148		
P H	5935-111-1881	CONNECTOR, ELECTRICAL, SM-A-595807-1 (80063)	R	EA	1				REF	REF	REF	REF	REF	6	XA8		
P H	5935-111-1881	CONNECTOR, ELECTRICAL, SM-A-595807-1 (80063)	R	EA	1				REF	REF	REF	REF	REF	6	XA9		
P H	5935-111-1881	CONNECTOR, ELECTRICAL, SM-A-595807-1 (80063)	R	EA	1				REF	REF	REF	REF	REF	6	XA10		
P H	5935-111-1881	CONNECTOR, ELECTRICAL, SM-A-595807-1 (80063)	R	EA	1				REF	REF	REF	REF	REF	6	XA14		
P H	5935-111-1881	CONNECTOR, ELECTRICAL, SM-A-595807-1 (80063)	R	EA	1				REF	REF	REF	REF	REF	6	XA15		
P H	5935-111-1881	CONNECTOR, ELECTRICAL, SM-A-595807-1 (80063)	R	EA	1				REF	REF	REF	REF	REF	6	XA16		
P H	5935-168-4125	CONNECTOR, ELECTRICAL, SM-A-595807-2 (80063)	R	EA	1				*	*	2	8	9	6	XA11		
P H	5935-168-4125	CONNECTOR, ELECTRICAL, SM-A-595807-2 (80063)	R	EA	1				REF	REF	REF	REF	REF	6	XA12		
P H	5935-168-4125	CONNECTOR, ELECTRICAL, SM-A-595807-2 (80063)	R	EA	1				REF	REF	REF	REF	REF	6	XA13		

NEXT PAGE NUMBER IS 34.

SECTION II. REPAIR PARTS LIST (CONTINUED)

(1) SMR CODE	(2) FEDERAL STOCK NUMBER	(3) DESCRIPTION REFERENCE NUMBER & MFG CODE	(4) USABLE ON CODE	(5) UNIT OF MEAS	(6) QTY INC IN UNIT	30-DAY DS MAINT ALLOWANCE			30-DAY GS MAINT ALLOWANCE			(8) 1 YR ALW PER EQUIP CNTGCTY	(9) DEPOT MAINT ALW PER 100 EQUIP	(10) ILLUSTRATION (b) ITEM NO OR REFERENCE FIG NO DESIGNATION	
						(a) 1-20	(b) 21-50	(c) 51-100	(a) 1-20	(b) 21-50	(c) 51-100			(a) FIG NO	(b) OR DESIGNATION
P H	5320-680-4039	RIVET, TUBULAR, SM-A-595946-5 (80063)	R	EA	18				*	*	*	*	*	6	H236-247, 463-468
P H	5310-181-6034	WASHER, FLAT, SM-C-617837-12 (80063)	R	EA	18				*	*	*	*	*	6	H469-486
P H	5310-224-9388	WASHER, FLAT, SM-C-596378-20 (80063)	R	EA	36				*	*	*	*	*	6	H487-522
XI H		CHASSIS, ELECTRICAL EQUIPMENT - MN, SM-B-618070 (80063)	P	EA	1										MP80
XI H		CHASSIS, ELECTRICAL EQUIPMENT - MN, SM-B-618729 (80063)	R	EA	1										MP80
GROUP II RADIO SET REAR SECTION															
PH F S	5821-091-9156	RADIO SET SUBASSEMBLY, TRANSMITTER/REGULATOR SECTION, SM-B-632150 (80063)	P	EA	1				1	1	1	4	1	1	A2
PH F S	5821-403-6900	RADIA SET SUBASSEMBLY, TRANSMITTER/REGULATOR SECTION, SM-B-692644 (80063)	R	EA	1				1	1	1	4	1	1	A2
	5305-410-6549	SCREW, EXTERNALLY RE- LIEVED BODY, SM-C-692567 (80063)		EA	4	*	*	*	*	*	*	*	*	7,8	H248-251
	5310-043-1754	WASHER, LK, MS35337-79 (96906)		EA	4	*	*	*	*	*	*	*	*	7,8	H256-259
P H #	5821-091-9146	MODULATOR AND CARRIER CONTROL ASSEMBLY, SM-B-632148 (80063)	B	EA	1				1	1	1	1	1	2	A5
P H #		MODULATOR AND CARRIER CONTROL ASSEMBLY, SM-B-618572 (80063) DO NOT REQUISITION, PRE- FERRED ITEM IS SM-B-632148	E	EA	1									2	A5
P H #	5821-403-6899	MODULATOR AND CARRIER CONTROL ASSEMBLY, SM-B-692846 (80063)	R	EA	1				1	2	2	13	6	2	A5
XI H		CIRCUIT CARD ASSEMBLY- MODULATOR AND CARRIER CONTROL 1, SM-B-618489 (80063)	E	EA	1									7	A1
XI H		CIRCUIT CARD ASSEMBLY- MODULATOR AND CARRIER CONTROL 1, SM-B-632021 (80063)	B	EA	1									7	A1
XI H		CIRCUIT CARD ASSEMBLY NO. 1, MODULATOR AND CARRIER CONTROL, SM-B-692714 (80063)	R	EA	1									8	A1
P H	5305-774-9700	SCREW, MACHINE 70A3115006-480 (00011)		EA	4				*	*	*	*	*	7,8	H123-126

SECTION II. REPAIR PARTS LIST (CONTINUED)

(1) SMR CODE	(2) FEDERAL STOCK NUMBER	(3) DESCRIPTION REFERENCE NUMBER & MFG CODE	(4) USABLE ON CODE	(5) UNIT OF MEAS	(6) QTY INC IN UNIT	(7) 30-DAY DS MAINT ALLOWANCE			(8) 1 YR ALW PER EQUIP CNTG			(9) DEPOT MAINT ALW PER EQUIP		(10) ILLUSTRATION (b) (a) ITEM NO OR FIG REFERENCE NO DESIGNATION	
						(a) 1-20	(b) 21-50	(c) 51-100	(a) 1-20	(b) 21-50	(c) 51-100	100 PER EQUIP	100 PER EQUIP	(a) FIG NO	(b) ITEM NO OR REFERENCE DESIGNATION
P H	5905-180-8691	RESISTOR, FILM, RLR025C182JM (81349) OR	R	EA	1	*	*	2	10	13	8	R33			
P H	5905-180-8693	RESISTOR, FILM, RLR05C202JM (81349) OR	R	EA	1	*	*	2	10	13	8	R33			
P H	5905-180-8694	RESISTOR, FILM, RLR05C222JM (81349) OR	R	EA	1	*	*	2	10	13	8	R33			
P H	5905-180-8695	RESISTOR, FILM, RLR05C242JM (81349) OR	R	EA	1	*	*	2	10	13	8	R33			
P H	5905-180-8700	RESISTOR, FILM, RLR05C272JM (81349) OR	R	EA	1	*	2	2	13	20	8	R33			
P H	5905-180-8702	RESISTOR, FILM, RLR05C302JM (81349) OR	R	EA	1	*	2	2	13	20	8	R33			
P H	5905-180-8705	RESISTOR, FILM, RLR05C332JM (81349) OR	R	EA	1	*	2	2	13	20	8	R33			
P H	5905-180-8707	RESISTOR, FILM, RLR05C362JM (81349) OR	R	EA	1	*	*	2	10	13	8	R33			
P H	5905-180-8714	RESISTOR, FILM, RLR05C392JM (81349) OR	R	EA	1	*	*	2	10	13	8	R33			
P H	5905-180-8716	RESISTOR, FILM, RLR05C432JM (81349) OR	R	EA	1	*	*	2	10	13	8	R33			
P H	5905-180-8718	RESISTOR, FILM, RLR05C472JM (81349) OR	R	EA	1	*	*	2	10	13	8	R33			
P H	5905-180-8720	RESISTOR, FILM, RLR05C512JM (81349) OR	R	EA	1	*	*	2	10	13	8	R33			
P H	5905-180-8722	RESISTOR, FILM, RLR05C562JM (81349) OR	R	EA	1	*	*	2	10	13	8	R33			
P H	5905-180-8725	RESISTOR, FILM, RLR05C622JM (81349) OR	R	EA	1	*	*	2	10	13	8	R33			
P H	5905-180-8732	RESISTOR, FILM, RLR05C682JM (81349) OR	R	EA	1	*	*	2	10	13	8	R33			

SECTION II. REPAIR PARTS LIST (CONTINUED)

(1) SMR CODE	(2) FEDERAL STOCK NUMBER	(3) DESCRIPTION REFERENCE NUMBER & MFG CODE	USABLE ON CODE	(4) UNIT OF MEAS	(5) QTY INC IN UNIT	(6) 30-DAY DS MAINT ALLOWANCE			(7) 30-DAY GS MAINT ALLOWANCE			(8) 1 YR ALW PER EQUIP CNTGCTY		(9) DEPOT MAINT ALW PER EQUIP		(10) ILLUSTRATION (b) (a) ITEM NO OR FIG REFERENCE NO DESIGNATION	
						(a) 1-20	(b) 21-50	(c) 51-100	(a) 1-20	(b) 21-50	(c) 51-100						
P H	5905-180-8738	RESISTOR, FILM, RLR05C752JM (81349)	R	EA	1				*	*	2	10	13	8	R33		
		OR															
P H	5905-180-8742	RESISTOR, FILM, RLR05C822JM (81349)	R	EA	1				*	*	2	10	13	8	R33		
		OR															
P H	5905-180-8748	RESISTOR, FILM, RLR05C912JM (81349)	R	EA	1				*	*	2	10	13	8	R33		
		OR															
P H	5905-180-8668	RESISTOR, FILM, RLR05C103JM (81349)	R	EA	1				*	*	2	10	13	8	R33		
		OR															
P H	5905-180-8671	RESISTOR, FILM, RLR05C113JM (81349)	R	EA	1				*	*	*	5	7	8	R33		
		OR															
P H	5905-180-8676	RESISTOR, FILM, RLR05C123JM (81349)	R	EA	1				*	*	*	5	7	8	R33		
		OR															
P H	5905-180-8679	RESISTOR, FILM, RLR05C133JM (81349)	R	EA	1				*	*	*	5	7	8	R33		
		OR															
P H	5905-180-8682	RESISTOR, FILM, RLR05C153JM (81349)	R	EA	1				*	*	*	5	7	8	R33		
P H	5340-168-7219	SPACER, THREADED, SM-B-618466 (80063)		EA	1				*	*	*	5	7	7,8	MP191		
P H	5340-168-7219	SPACER, THREADED, SM-B-618466 (80063)		EA	1				REF	REF	REF	REF	REF	7,8	MP192		
	5305-929-6421	SCREW, MACHINE, NAS1635-00-3 (80205)		EA	2				REF	REF	REF	REF	REF	7,8	H115-116		
X1 H		BRACKET, MTG, SM-B-618464 (80063)	P	EA	1									7	MP177		
X1 H		BRACKET, MTG, SM-B-692824 (80063)	R	EA	1									8	MP177		
	5305-929-6421	SCREW, MACHINE, NAS1635-00-3 (80205)		EA	2				REF	REF	REF	REF	REF	7,8	H159-160		
X1 H		CIRCUIT CARD ASSEMBLY- MODULATOR AND CARRIER CONTROL 2, SM-B-618492 (80063)	E	EA	1										A2		
X1 H		CIRCUIT CARD ASSEMBLY- MODULATOR AND CARRIER CONTROL 2, SM-B-632024 (80063)	B	EA	1									7	A2		
X1 H		CIRCUIT CARD ASSEMBLY- MODULATOR AND CARRIER CONTROL 2, SM-B-692820 (80063)	R	EA	1									8	A2		

SECTION II. REPAIR PARTS LIST (CONTINUED)

(1) SMR CODE	(2) FEDERAL STOCK NUMBER	(3) DESCRIPTION REFERENCE NUMBER & MFG CODE	USABLE ON CODE	(4) UNIT OF MEAS	(5) QTY INC IN UNIT	(6) 30-DAY DS MAINT ALLOWANCE			(7) 30-DAY GS MAINT ALLOWANCE			(8) 1 YR ALW PER EQUIP CNTGCTY		(9) DEPOT MAINT ALW PER EQUIP		(10) ILLUSTRATION (b) (a) ITEM NO OR FIG REFERENCE NO DESIGNATION	
						(a) 1-20	(b) 21-50	(c) 51-100	(a) 1-20	(b) 21-50	(c) 51-100						
P H	5905-948-8451	RESISTOR, FXD, RCR05GF511J (81349) OR	P	EA	1				REF	REF	REF	REF	REF	7	R23		
P H	5905-914-2090	RESISTOR, FXD, RCR05GF561J (81349) OR	P	EA	1				*	*	*	5	7	7	R23		
P H	5905-947-7841	RESISTOR, FXD, RCR05GF621J (81349) OR	P	EA	1				*	*	*	5	7	7	R23		
P H	5905-945-5291	RESISTOR, FXD, RCR05GF681J (81349) OR	P	EA	1				*	*	*	5	7	7	R23		
P H	5905-917-0403	RESISTOR, FXD, RCR05GF751J (81349) OR	P	EA	1				*	*	*	5	7	7	R23		
P H	5905-905-7634	RESISTOR, FXD, RCR05GF821J (81349) OR	P	EA	1				*	*	*	5	7	7	R23		
P H	5905-947-7838	RESISTOR, FXD, RCR05GF911J (81349) OR	P	EA	1				*	*	*	5	7	7	R23		
P H	5905-923-3534	RESISTOR, FXD, RCR05GF102J (81349) OR	P	EA	1				*	*	*	5	7	7	R23		
P H	5905-897-0395	RESISTOR, FXD, RCR05GF112J (81349) OR	P	EA	1				*	*	*	5	7	7	R23		
P H	5905-924-3289	RESISTOR, FXD, RCR05GF122J (81349) OR	P	EA	1				*	*	*	5	7	7	R23		
P H	5905-947-5427	RESISTOR, FXD, RCR05GF132J (81349) OR	P	EA	1				*	*	*	5	7	7	R23		
P H	5905-924-3317	RESISTOR, FXD, RCR05GF152J (81349) OR	P	EA	1				*	*	*	5	7	7	R23		
P H	5905-917-5522	RESISTOR, FXD, RCR05GF162J (81349) OR	P	EA	1				*	*	*	5	7	7	R23		
P H	5905-917-5523	RESISTOR, FXD, OR	P	EA	1				REF	REF	REF	REF	REF	7	R23		
P H	5905-945-6957	RESISTOR, FXD, RCR05GF222J (81349)	P	EA	1				*	*	*	5	7	7	R23		

SECTION II. REPAIR PARTS LIST (CONTINUED)

(1) SMR CODE	(2) FEDERAL STOCK NUMBER	(3) DESCRIPTION REFERENCE NUMBER & MFG CODE	USABLE ON CODE	(4) UNIT OF MEAS	(5) QTY INC IN UNIT	(6) 30-DAY DS MAINT ALLOWANCE			(7) 30-DAY GS MAINT ALLOWANCE			(8) 1 YR ALW PER EQUIP CNTG		(9) DEPOT MAINT ALW PER EQUIP		(10) ILLUSTRATION (b) (a) ITEM NO OR FIG REFERENCE NO DESIGNATION		
						(a) 1-20	(b) 21-50	(c) 51-100	(a) 1-20	(b) 21-50	(c) 51-100	ALW PER EQUIP	PER EQUIP	(a) FIG NO	OR DESIGNATION			
P H	5905-180-8700	RESISTOR, FILM, RLR05C272JM (81349) OR	R	EA	1				REF	REF	REF	REF	REF	REF	REF	REF	8	R6
P H	5905-180-8702	RESISTOR, FILM, RLR05C302JM (81349) OR	R	EA	1				REF	REF	REF	REF	REF	REF	REF	REF	8	R6
P H	5905-180-8705	RESISTOR, FILM, RLR05C332JM (81349) OR	R	EA	1				REF	REF	REF	REF	REF	REF	REF	REF	8	R6
P H	5905-180-8707	RESISTOR, FILM, RLR05C362JM (81349) OR	R	EA	1				REF	REF	REF	REF	REF	REF	REF	REF	8	R6
P H	5905-180-8714	RESISTOR, FILM, RLR05C392JM (81349) OR	R	EA	1				REF	REF	REF	REF	REF	REF	REF	REF	8	R6
P H	5905-180-8716	RESISTOR, FILM, RLR05C432JM (81349) OR	R	EA	1				REF	REF	REF	REF	REF	REF	REF	REF	8	R6
P H	5905-180-8718	RESISTOR, FILM, RLR05C47(2)JM (81349) OR	R	EA	1				REF	REF	REF	REF	REF	REF	REF	REF	8	R6
P H	5905-180-8720	RESISTOR, FILM, RLR05C512JM (81349) OR	R	EA	1				REF	REF	REF	REF	REF	REF	REF	REF	8	R6
P H	5905-180-8722	RESISTOR, FILM, RLR05C562JM (81349) OR	R	EA	1				REF	REF	REF	REF	REF	REF	REF	REF	8	R6
P H	5905-180-8725	RESISTOR, FILM, RLR05C622JM (81349) OR	R	EA	1				REF	REF	REF	REF	REF	REF	REF	REF	8	R6
P H	5905-180-8732	RESISTOR, FILM, RLR05C682JM (81349) OR	R	EA	1				REF	REF	REF	REF	REF	REF	REF	REF	8	R6
P H	5905-180-8738	RESISTOR, FILM, RLR05C752JM (81349) OR	R	EA	1				REF	REF	REF	REF	REF	REF	REF	REF	8	R6
P H	5905-180-8742	RESISTOR, FILM, RLR05C822JM (81349) OR	R	EA	1				REF	REF	REF	REF	REF	REF	REF	REF	8	R6
P H	5905-180-8748	RESISTOR, FILM, RLR05C912JM (81349) OR	R	EA	1				REF	REF	REF	REF	REF	REF	REF	REF	8	R6
P H	5905-180-8660	RESISTOR, FILM, RLR05C103JM (81349)	R	EA	1				REF	REF	REF	REF	REF	REF	REF	REF	8	R6

SECTION II. REPAIR PARTS LIST (CONTINUED)

(1) SMR CODE	(2) FEDERAL STOCK NUMBER	(3) DESCRIPTION REFERENCE NUMBER & MFG CODE	USABLE ON CODE	(4) UNIT OF MEAS	(5) QTY INC IN UNIT	(6) 30-DAY DS MAINT ALLOWANCE			(7) 30-DAY GS MAINT ALLOWANCE			(8) 1 YR ALW PER EQUIP CNTGCTY		(9) DEPOT MAINT ALW PER EQUIP		(10) ILLUSTRATION (b) (a) ITEM NO OR FIG REFERENCE NO DESIGNATION	
						(a) 1-20	(b) 21-50	(c) 51-100	(a) 1-20	(b) 21-50	(c) 51-100						
P H	5905-180-8701	RESISTOR, FILM, RLR05C273JM (81349) OR	R	EA	1				*	*	*	5	7	8	R7		
P H	5905-180-8704	RESISTOR, FILM, RLR05C303JM (81349) OR	R	EA	1				*	*	*	5	7	8	R7		
P H	5905-180-8706	RESISTOR, FILM, RLR05C333JM (81349) OR	R	EA	1				*	*	*	5	7	8	R7		
P H	5905-180-8713	RESISTOR, FILM, RLR05C363JM (81349) OR	R	EA	1				*	*	*	5	7	8	R7		
P H	5905-180-8715	RESISTOR, FILM, RLR05C393JM (81349) OR	R	EA	1				*	*	*	5	7	8	R7		
P H	5905-180-8717	RESISTOR, FILM, RLR05C433JM (81349) OR	R	EA	1				*	*	*	5	7	8	R7		
P H	5905-180-8719	RESISTOR, FILM, RLR05C473JM (81349) OR	R	EA	1				*	*	*	5	7	8	R7		
P H	5905-180-8721	RESISTOR, FILM, RLR05C513JM (81349) OR	R	EA	1				*	*	*	5	7	8	R7		
P H	5905-180-8724	RESISTOR, FILM, RLR05C563JM (81349) OR	R	EA	1				*	*	*	5	7	8	R7		
P H	5905-180-8729	RESISTOR, FILM, RLR05C623JM (81349) OR	R	EA	1				*	*	*	5	7	8	R7		
P H	5905-180-8733	RESISTOR, FILM, RLR05C83JM (81349) OR	R	EA	1				*	*	*	5	7	8	R7		
P H	5905-180-8740	RESISTOR, FILM, RLR05C753JM (81349) OR	R	EA	1				*	*	*	5	7	8	R7		
P H	5905-180-8743	RESISTOR, FILM, RLR05C823JM (81349) OR	R	EA	1				*	*	*	5	7	8	R7		

SECTION II. REPAIR PARTS LIST (CONTINUED)

(1) SMR CODE	(2) FEDERAL STOCK NUMBER	(3) DESCRIPTION REFERENCE NUMBER & MFG CODE	USABLE ON CODE	(4) UNIT OF MEAS	(5) QTY INC IN UNIT	(6) 30-DAY DS MAINT ALLOWANCE			(7) 30-DAY GS MAINT ALLOWANCE			(8) 1 YR ALW PER EQUIP CNTGCT	(9) DEPOT MAINT ALW PER EQUIP	(10) ILLUSTRATION (b) (a) ITEM NO OR FIG REFERENCE NO DESIGNATION	
						(a) 1-20	(b) 21-50	(c) 51-100	(a) 1-20	(b) 21-50	(c) 51-100			(a) FIG NO	(b) REFERENCE DESIGNATION
P H	5905-180-8749	RESISTOR, FILM, RLR05C913JM (81349) OR	R	EA	1				*	*	*	5	7	8	R7
P H	5905-180-8669	RESISTOR, FILM, RLR05C104JM (81349) OR	R	EA	1				*	*	*	5	7	8	R7
P H	5905-180-8672	RESISTOR, FILM, RLR05C114JM (81349) OR	R	EA	1				*	*	*	5	7	8	R7
P H	5905-180-8677	RESISTOR, FILM, RLR05C124JM (81349) OR	R	EA	1				*	*	*	5	7	8	R7
P H	5905-180-8680	RESISTOR, FILM, RLR05C134JM (81349) OR	R	EA	1				*	*	*	5	7	8	R7
P H	5905-180-8683	RESISTOR, FILM, RLR05C154JM (81349) OR	R	EA	1				*	*	*	5	7	8	R7
P H	5905-180-8688	RESISTOR, FILM, RLR05C164JM (81349) OR	R	EA	1				*	*	*	5	7	8	R7
P H	5905-180-8692	RESISTOR, FILM, RLR05C184JM (81349)	R	EA	1				*	*	*	5	7	8	R7
P H	5905-180-8737	RESISTOR, FILM, RLR05C751JM (81349) OR	R	EA	1				*	*	*	5	7	8	R27
P H	5905-180-8749	RESISTOR, FILM, RLR05C821JM (81349) OR	R	EA	1				*	*	*	5	7	8	R27
P H	5905-180-8745	RESISTOR, FILM, RLR05C911JM (81349) OR	R	EA	1				*	*	*	5	7	8	R27
P H	5905-180-8667	RESISTOR, FILM, RLR05C102JM (81349) OR	R	EA	1				*	*	*	5	7	8	R27
P H	5905-180-8670	RESISTOR, FILM, RLR05C112JM (81349) OR	R	EA	1				*	*	*	5	7	8	R27
P H	5905-180-8673	RESISTOR, FILM, RLR05C122JM (81349) OR	R	EA	1				*	*	*	5	7	8	R27
P H	5905-180-8678	RESISTOR, FILM, RLR05C132JM (81349) OR	R	EA	1				*	*	*	5	7	8	R27

SECTION II. REPAIR PARTS LIST (CONTINUED)

(1) SMR CODE	(2) FEDERAL STOCK NUMBER	(3) DESCRIPTION REFERENCE NUMBER & MFG CODE	USABLE ON CODE	(4) UNIT OF MEAS	(5) QTY INC IN UNIT	(6) 30-DAY DS MAINT ALLOWANCE			(7) 30-DAY GS MAINT ALLOWANCE			(8) 1 YR ALW PER EQUIP CNTGCT	(9) DEPOT MAINT ALW PER EQUIP	(10) ILLUSTRATION (b) (a) ITEM NO OR FIG REFERENCE NO DESIGNATION	
						(a) 1-20	(b) 21-50	(c) 51-100	(a) 1-20	(b) 21-50	(c) 51-100			(a) FIG NO	(b) REFERENCE DESIGNATION
P H	5905-180-8681	RESISTOR, FILM, RLR05C152JM (81349) OR	R	EA	1				*	*	*	5	7	8	R27
P H	5905-180-8686	RESISTOR, FILM, RLR05C162JM (81349) OR	R	EA	1				*	*	*	5	7	8	R27
P H	5905-180-8691	RESISTOR, FILM, RLR05C182JM (81349) OR	R	EA	1				REF	REF	REF	REF	REF	8	R27
P H	5905-180-8693	RESISTOR, FILM, RLR05C202JM (81349) OR	R	EA	1				REF	REF	REF	REF	REF	8	R27
P H	5905-180-8694	RESISTOR, FILM, RLR05C222JM (81349) OR	R	EA	1				REF	REF	REF	REF	REF	8	R27
P H	5905-180-8695	RESISTOR, FILM, RLR05C242JM (81349) OR	R	EA	1				REF	REF	REF	REF	REF	8	R27
P H	5905-180-8700	RESISTOR, FILM, RLR05C272JM (81349) OR	R	EA	1				REF	REF	REF	REF	REF	8	R27
P H	5905-180-8702	RESISTOR, FILM, RLR05C302JM (81349) OR	R	EA	1				REF	REF	REF	REF	REF	8	R27
P H	5905-180-8705	RESISTOR, FILM, RLR05C332JM (81349)	R	EA	1				REF	REF	REF	REF	REF	8	R27
P H	5910-904-0519	CAPACITOR, FXD, M26655/2-0146 (81349)	P	EA	1				*	*	*	4	9	7	C6
P H #	5821-091-9143	CIRCUIT CARD ASSEMBLY - POWER SUPPLY, SM-B-618769 (80063)	P	EA	1				1	1	1	1	1	7	A4
P H #	5821-254-6359	CIRCUIT CARD ASSEMBLY - POWER SUPPLY, SM-B-692691 (80063)	R	EA	1				1	2	2	12	5	8	A4
	5305-054-5637	SCREW, MACHINE, MS1957-3 (96906)		EA	3				REF	REF	REF	REF	REF	7,8	H263-265
P H	5305-400-8533	SCREW, MACHINE, 70A3210434-480 (00011)		EA	1				*	*	*	*	*	7,8	H266
	5305-054-5648	SCREW, MACHINE, MS1957-14 (96906)	P	EA	3				REF	REF	REF	REF	REF	7	H260-262
P H	5305-054-5652	SCREW, MACHINE, 70A3810420-480 (00011)	R	EA	2				*	*	*	*	*	8	H260-261
	5310-595-6761	WASHER, FLAT, MS15795-802 (96906)	P	EA	3				REF	REF	REF	REF	REF	7	H267-269
	5310-595-6761	WASHER, FLAT, MS15795-802 (96906)	R	EA	2				REF	REF	REF	REF	REF	8	H267-268
	5310-595-6211	WASHER, FLAT, MS15795-803 (96906)		EA	1				REF	REF	REF	REF	REF	7,8	H270

SECTION II. REPAIR PARTS LIST (CONTINUED)

(1) SMR CODE	(2) FEDERAL STOCK NUMBER	(3) DESCRIPTION REFERENCE NUMBER & MFG CODE	USABLE ON CODE	(4) UNIT OF MEAS	(5) QTY INC IN UNIT	(6) 30-DAY DS MAINT ALLOWANCE			(7) 30-DAY GS MAINT ALLOWANCE			(8) 1 YR ALW PER EQUIP CNTGCTY		(9) DEPOT MAINT ALW PER EQUIP		(10) ILLUSTRATION (b) (a) ITEM NO OR FIG REFERENCE NO DESIGNATION	
						(a) 1-20	(b) 21-50	(c) 51-100	(a) 1-20	(b) 21-50	(c) 51-100						
	5310-928-2690	WASHER, LK, MS35338-134 (96906)		EA	3				REF	REF	REF	REF	REF			7, 8	H271-273
	5310-933-8118	WASHER, LK, MS35338-135 (96906)		EA	1				REF	REF	REF	REF	REF			7, 8	H274
	5310-933-8118	WASHER, LK, MS35338-135 (96906)	R	EA	2				REF	REF	REF	REF	REF			8	H161-162
MD H	5940-549-7247	INSULATOR, SM-C-692922 (80063)	R	EA	1											8	MP155
P H	5940-944-5019	TERMINAL, LUG, SM-A-617928-2 (80063)	R	EA	1				REF	REF	REF	REF	REF			8	E2
P H	5940-168-3347	LUG, GROUNDING, SM-B-618033 (80063)	P	EA	1				*	*	*	5	2			7	Q1-C
P H	5935-762-0414	CONNECTOR, PLUG, SM-A-595802-4 (80063)	P	EA	1					*	*	5	3			7	P13
P H	5935-811-7488	CONNECTOR, PLUG, SM-A-595802-2 (80063)	P	EA	1				*	*	*	5	3			7	P14
P H	5935-168-4128	CONNECTOR, PLUG, SM-A-617906-16 (80063)	R	EA	1				*	*	2	10	6			8	P16
P H	5935-062-1608	CONTACT, ELECTRICAL, SM-A-617935-1 (80063)	R	EA	3				REF	REF	REF	REF	REF			8	P16-1-3
P H	5821-168-3618	SUPPORT, SM-C-692960-3 (80063)	R	EA	1				*	*	*	5	2			8	MP171
MD H		PLATE, CONNECTOR MOUNT- ING, SM-B-692920 (80063)	R	EA	1											8	MP156
	5305-054-5636	SCREW, MACHINE, MS1957-2 (96906)	R	EA	2				REF	REF	REF	REF	REF			8	H564-565
	5310-928-2690	WASHER, LK, MS35338-134 (96906)	R	EA	2				REF	REF	REF	REF	REF			8	H566-567
P H #	5915-102-6809	RADIO FREQUENCY COUPLER AND FILTER, SM-A-617933 (80063)		EA	1				*	2	2	13	6			7, 8	Z1
	5305-054-5636	SCREW, MACHINE, MS1957-2 (96906)	P	EA	3				REF	REF	REF	REF	REF			7	H275-277
	5305-054-5636	SCREW, MACHINE, MS1957-2 (96906)	R	EA	2				REF	REF	REF	REF	REF			8	H275-276
	5305-054-5637	SCREW, MACHINE, MS1957-3 (96906)	P	EA	1				REF	REF	REF	REF	REF			7	H278
	5310-595-6761	WASHER, FLAT, MS15795-802 (96906)	R	EA	2				REF	REF	REF	REF	REF			8	H568-569
P H	5340-596-4646	SPACER, THREADED, SM-C-596013-15 (80063)	R	EA	1				*	*	*	5	7			8	MP153
P H	5340-596-4646	SPACER, THREADED, SM-C-596013-15 (80063)	R	EA	1				REF	REF	REF	REF	REF			8	MP154
	5310-928-2690	WASHER, LK, MS35338-134 (96906)	R	EA	2				REF	REF	REF	REF	REF			8	H279-280
	5310-928-2690	WASHER, LK, MS35338-134 (96906)	P	EA	4				REF	REF	REF	REF	REF			7	H279-282
P H	5340-168-7104	CLAMP, CONNECTOR, SM-C-618584 (80063)	P	EA	1				*	*	*	5	6			7	MP145
P H	5340-178-1541	CLIP, GROUND, SM-C-618861 (80063)	P	EA	1				*	*	*	5	6			7	MP95

SECTION II. REPAIR PARTS LIST (CONTINUED)

(1) SMR CODE	(2) FEDERAL STOCK NUMBER	(3) DESCRIPTION REFERENCE NUMBER & MFG CODE	USABLE ON CODE	(4) UNIT OF MEAS	(5) QTY INC IN UNIT	(6) 30-DAY DS MAINT ALLOWANCE			(7) 30-DAY GS MAINT ALLOWANCE			(8) 1 YR ALW PER EQUIP CNTGCTY	(9) DEPOT MAINT ALW PER EQUIP	(10) ILLUSTRATION (b) (a) ITEM NO OR FIG REFERENCE NO DESIGNATION	
						(a) 1-20	(b) 21-50	(c) 51-100	(a) 1-20	(b) 21-50	(c) 51-100			(a) FIG NO	(b) REFERENCE DESIGNATION
P H	5340-178-1541	CLIP, GROUND, SM-C-618861 (80063)	P	EA	1				REF	REF	REF	REF	REF	7	MP96
	5305-054-5636	SCREW, MACHINE, MS51957-2 (96906)	P	EA	2				REF	REF	REF	REF	REF	7	H178-179
	5310-928-2690	WASHER, LK, MS35338-134 (96906)	P	EA	2				REF	REF	REF	REF	REF	7	H180-181
P H	5999-409-3515	CONTACT, ELECTRICAL, SM-A-618664-1 (80063)	P	EA	1				*	*	*	5	12	7	MP180
P H	5999-409-3515	CONTACT, ELECTRICAL, SM-A-618664-1 (80063)	P	EA	1				REF	REF	REF	REF	REF	7	MP181
P H T	5821-044-1948	EXCITER ASSEMBLY, SM-B-632154 (80063)	P	EA	1				1	1	1	1	1	7	A1
P H T	5821-477-2958	EXCITER ASSEMBLY, SM-B-692972 (80063)	R	EA	1				1	2	2	12	5	8	A1
	5305-942-2169	SCREW, MACHINE, MS35275-235 (96906)		EA	2				*	*	*	*	*	7,8	H283-284
	5310-043-1754	WASHER, LK, MS35337-79 (96906)	P	EA	2				REF	REF	REF	REF	REF	7	H285-286
	5310-929-6395	WASHER, LK, MS35338-136 (96906)	R	EA	2				REF	REF	REF	REF	REF	8	H285-286
MD H		COVER, SM-C-618425 (80063)		EA	1									9	MP82
	5305-940-9442	SCREW, MACHINE, NAS1635-00-2 (80205)		EA	6				*	*	*	*	*	9	H287-292
P D	5910-111-4935	CAPACITOR, FEED, SM-A-617926-102 (80063)		EA	1								REF	9	C1
P D	5910-111-4935	CAPACITOR, FEED, SM-A-617926-102 (80063)		EA	1								REF	9	C2
P D	5821-091-9144	CIRCUIT CARD ASSEMBLY - INPUT AMPLIFIER, SM-B-632015 (80063) REQUISITION UNTIL SUPPLY IS EXHAUSTED, THEN REQUISITION SM-B-605924	P	EA	1								5	9	A1
P D	5821-489-6116	CIRCUIT CARD ASSEMBLY - INPUT AMPLIFIER, SM-B-605924 (80063)	R	EA	1								5	9	A1
	5305-054-5637	SCREW, MACHINE, MS51957-3 (96906)		EA	1								REF	9	H293
P D	5340-793-1667	SPACER, SM-B-618430 (80063)		EA	1								14	9	MP83
P D	5340-793-1667	SPACER, SM-B-618430 (80063)		EA	1								REF	9	MP133
P D	5340-793-1667	SPACER, SM-B-618430 (80063)		EA	1								REF	9	MP134
P D	5961-938-5157	HEAT SINK, SM-A-595872-3 (80063)		EA	1								1	9	MP84
P D	5961-938-5157	HEAT SINK, SM-A-595872-3 (80063)		EA	1								REF	9	MP204
	5305-054-5644	SCREW, MACHINE, MS51957-11 (96906)		EA	2								*	9	H295-296

SECTION II. REPAIR PARTS LIST (CONTINUED)

(1) SMR CODE	(2) FEDERAL STOCK NUMBER	(3) DESCRIPTION REFERENCE NUMBER & MFG CODE	USABLE ON CODE	(4) UNIT OF MEAS	(5) QTY INC UNIT	(6) 30-DAY DS MAINT ALLOWANCE			(7) 30-DAY GS MAINT ALLOWANCE			(8) 1 YR ALW PER EQUIP CNTGCTY	(9) DEPOT MAINT ALW PER 100 EQUIP	(10) ILLUSTRATION (b) (a) ITEM NO OR FIG REFERENCE NO DESIGNATION			
						(a) 1-20	(b) 21-50	(c) 51-100	(a) 1-20	(b) 21-50	(c) 51-100			(a) FIG NO	OR DESIGNATION		
P D	5935-168-4128	CONNECTOR, RECEPTACLE AND PLUG, PRINTED WIRING, SM-A-617906-16 (80063)	R	EA	1								REF	9	P15		
P D	5935-062-1608	CONTACT, ELECTRICAL, SM-A-617935-1 (80063)	R	EA	2								REF	9	P15-1-2		
P D	5821-168-3618	PLATE, ELECTRICAL - CONTACT MOUNTING SUPPORT, WIRING - CON- NECTOR, SM-C-692960-3 (80063)	R	EA	1								REF	9	MP172		
		EXCITER OUTPUT AND CHASSIS ASSEMBLY	P												A2		
		EXCITER OUTPUT AND CHASSIS ASSEMBLY	R												A2		
P D	5910-168-3373	CAPACITOR, FXD, SM-A-595867-135 (80063)	P	EA	1							15	9	9	C1		
P D	5910-168-3373	CAPACITOR, FXD, SM-A-595867-135 (80063)	P	EA	1								REF	9	C3		
P D	5910-168-3351	CAPACITOR ASSEMBLY, FXD, SM-A-693014-2 (80063) A2A1A2C1, 3	R	PR	1							15	9	9	@		
P D	5961-168-4261	TRANSISTOR, SM-A-597849-3 (80063)		EA	1								3	9	9	Q1	
P D	5340-793-1661	SPACER, THREADED, SM-B-617264-2 (80063)		EA	1								4	9	9	MP86	
P D	5995-056-8850	CONNECTOR, ELECTRICAL - COAXIAL, SM-A-597837-1 (80063)		EA	1								REF	9	9	P4	
P D	5821-104-4631	CIRCUIT CARD ASSEMBLY, EXCITER OUTPUT, SM-B-597632 (80063)	N	EA	1								4	9	9	A2	
P D	5821-104-4631	CIRCUIT CARD ASSEMBLY, EXCITER OUTPUT, SM-B-632278 (80063) REQUISITION UNTIL SUPPLY IS EXHAUSTED, THEN REQUI- SITION SM-B-605930	A	EA	1								4	9	9	A2	
P D	5821-489-6119	CIRCUIT CARD ASSEMBLY, EXCITER OUTPUT SM-B-605930 (80063)	R	EA	1								4	9	9	A2	
	5340-793-1667	SPACER, THREADED, SM-B-618430 (80063)		EA	1								REF	9	9	MP87	
	5305-054-5637	SCREW, MACHINE, MS51957-3 (96906)		EA	1								REF	9	9	H298	
XI D		CHASSIS, ELECTRICAL EQUIPMENT - EXCITER, SM-E-618424 (80063)		EA	1										9	9	MP89
P H	5340-168-7220	PLUG - BUTTON, SM-C-632346 (80063)	R	EA	1				*	*	*	5	2	8	8	MP157	
XI H		CHASSIS, ELECTRICAL EQUIPMENT, POWER SUPPLY, SM-E-618427 (80063)	P	EA	1										7	7	MP90
XI H		CHASSIS, ELECTRICAL EQUIPMENT, POWER SUPPLY, SM-B-692906 (80063)	R	EA	1										8	8	MP90

SECTION II. REPAIR PARTS LIST (CONTINUED)

(1) SMR CODE	(2) FEDERAL STOCK NUMBER	(3) DESCRIPTION REFERENCE NUMBER & MFG CODE	(4) USABLE ON CODE	(5) UNIT OF MEAS	(6) QTY INC IN UNIT	(7) 30-DAY GS MAINT ALLOWANCE			(8) 1 YR ALW PER EQUIP CNTGNCY	(9) DEPOT MAINT ALW PER EQUIP	(10) ILLUSTRATION		
						(a) 1-20	(b) 21-50	(c) 51-100			(a) FIG NO	(b) ITEM NO OR REFERENCE DESIGNATION	
	5305-054-5654	SCREW, MACHINE, MS51957-20 (96906)		EA	3		*	*	*	*	7,8	H299-301	
	5310-933-8118	WASHER, LK, MS35338-135 (96906)		EA	3		REF	REF	REF	REF	7,8	H302-304	
P H	5945-929-9969	RELAY, COAXIAL, SM-A-617905-1 (80063) REQUISITION UNTIL SUPPLY IS EXHAUSTED, THEN REQUI- SITION SM-A-617905-2	P	EA	1		*	*	2	8	7	K1	
	5305-054-5636	SCREW, MACHINE, MS51957-2 (96906)	P	EA	2		REF	REF	REF	REF	7	H305-306	
	5310-928-2690	WASHER, LK, MS35338-134 (96906)	P	EA	2		REF	REF	REF	REF	7	H307-308	
P H	5910-056-4859	CAPACITOR, FXD, SM-A-617901-103 (80063)	P	EA	1		REF	REF	REF	REF	7	C2	
P H	5910-056-4859	CAPACITOR, FXD, SM-A-617901-103 (80063)	P	EA	1		REF	REF	REF	REF	7	C3	
P H	5910-056-4859	CAPACITOR, FXD, SM-A-617901-103 (80063)	P	EA	1		REF	REF	REF	REF	7	C4	
P H	5961-926-0220	TRANSISTOR, 2N3792 (80131)	P	EA	1		*	2	2	12	3	7	Q1
	5305-054-5639	SCREW, MACHINE, MS51957-5 (96906)	P	EA	1		REF	REF	REF	REF	7	H309	
	5305-054-5640	SCREW, MACHINE, MS51957-6 (96906)	P	EA	1		REF	REF	REF	REF	7	H310	
	5310-938-2013	NUT, HEX, MS35649-224 (96906)	P	EA	1		REF	REF	REF	REF	7	H311	
	5310-143-5663	WASHER, FLAT, SM-C-617837-3 (80063)	P	EA	1		REF	REF	REF	REF	7	H392	
	5310-928-2690	WASHER, LK, MS35338-134 (96906)	P	EA	1		REF	REF	REF	REF	7	H393	
P H	5999-762-2668	HEAT SINK, SM-A-617944-1 (80063)	P	EA	1		*	*	*	4	1	7	MP91
P H	5940-168-3347	LUG, GROUNDING, SM-B-618033 (80063)	P	EA	1		REF	REF	REF	REF	7	E2	
P H	5970-144-8072	INSULATOR, BUSHING, SM-C-596085-7 (80063)	P	EA	1		*	*	*	4	18	7	MP73
P H	5970-144-8072	INSULATOR, BUSHING, SM-C-596085-7 (80063)	P	EA	1		REF	REF	REF	REF	7	MP74	
P H	5940-847-3138	TERMINAL, LUG, SM-B-595953-2 (80063)	P	EA	1		REF	REF	REF	REF	7	E1	
	5305-054-5646	SCREW, MACHINE, MS51957-12 (96906)	P	EA	1		*	*	*	*	7	H312	
P O	5920-903-1008	FUSE, SM-A-595876-2 (80063)		EA	1	2	2	2	2	40	75	7	F1
P H	5920-902-6827	FUSEHOLDER, SM-A-595875 (80063)	P	EA	1		*	*	2	10	12	7	XF1
P O	5920-110-7800	CAP, SM-A-595875-1 (80063)		EA	1	*	*	2	8	3	7	MP102	
XI H		BODY, SM-A-595875-3 (80063)		EA	1								MP103

SECTION II. REPAIR PARTS LIST (CONTINUED)

(1) SMR CODE	(2) FEDERAL STOCK NUMBER	(3) DESCRIPTION REFERENCE NUMBER & MFG CODE	(4) USABLE ON CODE	(5) UNIT OF MEAS	(6) QTY INC IN UNIT	(7)			(8)			(9)		(10)	
						30-DAY DS ALLOWANCE (a) 1-20	30-DAY MAINT ALLOWANCE (b) 21-50	30-DAY MAINT ALLOWANCE (c) 51-100	30-DAY GS ALLOWANCE (a) 1-20	30-DAY GS MAINT ALLOWANCE (b) 21-50	30-DAY GS MAINT ALLOWANCE (c) 51-100	1 YR ALW PER EQUIP CNTGCTY	DEPOT MAINT ALW PER EQUIP	ILLUSTRATION (b) FIG NO	ITEM NO OR REFERENCE DESIGNATION
P O	5920-903-1008	FUSE, SM-A-595876-2 (80063)		EA	1	REF	REF	REF	REF	REF	REF	REF	REF	7, 8	F1 SPARE
P H	5340-122-7159	CLIP, SPARE FUSE, NAS1464-026-02C (80205)		EA	1				*	*	*	5	3	7, 8	MP93
	5305-054-5636	SCREW, MACHINE, MS51957-2 (96906)		EA	1				REF	REF	REF	REF	REF	7, 8	H313
	5310-928-2690	WASHER, LK, MS35338-134 (96906)		EA	1				REF	REF	REF	REF	REF	7, 8	H314
P H	5935-728-5606	CONNECTOR, RECEPTACLE, ELECTRICAL, SM-A-595805-1 (80063)	P	EA	1				*	*	2	8	14	7	J2
MD H		PLATE, MOUNTING, CON- NECTOR AND FUSEHOLDER, SM-C-618441 (80063)	P	EA	1									7	MP92
	5305-054-5637	SCREW, MACHINE, MS51957-3 (96906)	P	EA	6				REF	REF	REF	REF	REF	7	H315-320
	5310-928-2690	WASHER, LK, MS35338-134 (96906)	P	EA	6				REF	REF	REF	REF	REF	7	H327-332
P H	5935-111-6047	CONNECTOR, RECEPTACLE, MS27335TB18-32P (96906)	P	EA	1				*	*	*	5	14	7	J1
	5305-054-5647	SCREW, MACHINE, MS51957-13 (96906)	P	EA	4				REF	REF	REF	REF	REF	7	H333-336
	5310-933-8118	WASHER, LK, MS35338-135 (96906)	P	EA	4				REF	REF	REF	REF	REF	7	H337-340
P H	5910-168-3374	CAPACITOR, SM-A-595790-1 (80063)	P	EA	1				*	*	2	8	8	7	C1
P H	5905-197-4008	RESISTOR, RE60G20R5 (81349)	R	EA	1				*	*	*	5	7	8	R1
P H	5305-618-2080	SCREW, MACHINE, 70A3215106-480 (00011)	R	EA	2				*	*	*	*	*	8	H55-56
	5310-995-7166	WASHER, FLAT, NAS1640-1 (80205)	R	EA	2				*	*	*	*	*	8	H78-79
P H	5975-985-6570	STRAP, MS17821-3-9 (96906)		EA	1				REF	REF	REF	REF	REF	7, 8	MP143
P D	5821-044-1950	CONNECTOR AND WIRE ASSEMBLY, SM-B-618502 (80063)	P	EA	1								1	7	P3
P H S	5821-091-9157	HEAT SINK, POWER AMPLI- FIER AND DRIVER ASSEMBLY, SM-B-618440 (80063)	P	EA	1				*	*	*	*	*	1	A2
P H S	5821-134-6983	POWER AMPLIFIER AND CABLE ASSEMBLY, SM-B-692604 (80063)	R	EA	1				1	2	2	15	7	1	A2
P H	5935-134-5297	CONNECTOR BODY, RECEPTACLE AND PLUG, SM-A-617934 (80063)	R	EA	1				REF	REF	REF	REF	REF	8	P3
P H	5935-061-3276	CONTACT, ELECTRICAL, CONNECTOR, SM-A-617935-2 (80063)	R	EA	36				REF	REF	REF	REF	REF	8	P3-1-36
P H	5821-168-3621	SUPPORT, WIRING - CON- NECTOR, SM-C-632342 (80063)	R	EA	1				*	*	*	4	1	8	MP161

SECTION II. REPAIR PARTS LIST (CONTINUED)

(1) SMR CODE	(2) FEDERAL STOCK NUMBER	(3) DESCRIPTION REFERENCE NUMBER & MFG CODE	USABLE ON CODE	(4) UNIT OF MEAS	(5) QTY INC IN UNIT	(6) 30-DAY DS MAINT ALLOWANCE			(7) 30-DAY GS MAINT ALLOWANCE			(8) 1 YR ALW PER EQUIP CNTGCTY		(9) DEPOT MAINT ALW PER EQUIP		(10) ILLUSTRATION (b) (a) ITEM NO OR FIG REFERENCE NO DESIGNATION	
						(a) 1-20	(b) 21-50	(c) 51-100	(a) 1-20	(b) 21-50	(c) 51-100						
P H	5975-985-6570	STRAP, MS17821-3-9 (96906)	R	EA	1				REF	REF	REF	REF	REF	8	MP162		
P H	5935-168-4926	CONNECTOR, RECEPTACLE AND PLUG, PRINTED WIRING, SM-A-617906-15 (80063)	R	EA	1				*	*	*	4	1	8	J16		
P H	5935-061-3276	CONTACT, ELECTRICAL, CONNECTOR, SM-A-617935-2 (80063)	R	EA	3				REF	REF	REF	REF	REF	8	J16-1-3		
P H	5821-168-3618	SUPPORT, SM-C-692960-3 (80063)	R	EA	1				REF	REF	REF	REF	REF	8	MP173		
P H	5935-168-4159	CONNECTOR, RECEPTACLE AND PLUG, PRINTED WIRING, SM-A-617906-17 (80063)	R	EA	1				*	*	*	4	1	8	J15		
P H	5935-061-3276	CONTACT, ELECTRICAL, CONNECTOR, SM-A-617935-2 (80063)	R	EA	2				REF	REF	REF	REF	REF	8	J15-1-2		
P H	5821-168-3618	SUPPORT, SM-C-692960-3 (80063)	R	EA	1				REF	REF	REF	REF	REF	8	MP174		
P H	5935-762-0414	CONNECTOR, PLUG, ELEC- TRICAL, SM-A-595802-4 (80063)	R	EA	1				REF	REF	REF	REF	REF	8	P13		
P H	5935-782-6165	CONNECTOR, PLUG, ELEC- TRICAL, SM-A-595802-3 (80063)	R	EA	1				*	*	*	4	1	8	P14		
P H	5945-168-3710	RELAY, COAXIAL, SM-A-617905-2 (80063)	R	EA	1				*	*	2	10	18	8	K1		
	5305-054-5636	SCREW, MACHINE, MS51957-2 (96906)	R	EA	2				REF	REF	REF	REF	REF	8	H305-306		
	5310-928-2690	WASHER, LK, MS35338-134 (96906)	R	EA	2				REF	REF	REF	REF	REF	8	H307-308		
P H	5821-489-6120	PRINTED WIRING BOARD - RELAY INTERCONNECTING, SM-C-692996 (80063)	R	EA	1				*	*	*	4	1	8	E10		
P H	5910-782-4981	CAPACITOR, FXD, SM-A-595791-3 (80063)	R	EA	1				REF	REF	REF	REF	REF	8	C46		
P H	5910-782-4981	CAPACITOR, FXD, SM-A-595791-3 (80063)	R	EA	1				REF	REF	REF	REF	REF	8	C47		
P H	5910-782-4981	CAPACITOR, FXD, SM-A-595791-3 (80063)	R	EA	1				REF	REF	REF	REF	REF	8	C48		
MD H		PLATE, CAPACITOR MOUNT- ING, SM-C-692752 (80063)	R	EA	1									8	MP164		
P H	5961-926-0220	TRANSISTOR, 2N3792 (80131)	R	EA	1				REF	REF	REF	REF	REF	8	Q7		
	5305-054-5639	SCREW, MACHINE, MS51957-5 (96906)	R	EA	1				REF	REF	REF	REF	REF	8	H309		
	5305-054-5638	SCREW, MACHINE, MS51957-4 (96906)	R	EA	1				REF	REF	REF	REF	REF	8	H310		
	5310-938-2013	NUT, HEX, MS35649-224 (96906)	R	EA	1				REF	REF	REF	REF	REF	8	H311		
	5310-543-4652	WASHER, LK, MS35333-69 (96906)	R	EA	1				*	*	*	*	*	8	H392		
MD H		GUIDE, WIRING, SM-B-692936 (80063)	R	EA	1									8	MP169A		

SECTION II. REPAIR PARTS LIST (CONTINUED)

(1) SMR CODE	(2) FEDERAL STOCK NUMBER	(3) DESCRIPTION REFERENCE NUMBER & MFG CODE	USABLE ON CODE	(4) UNIT OF MEAS	(5) QTY INC IN UNIT	(6) 30-DAY DS MAINT ALLOWANCE			(7) 30-DAY GS MAINT ALLOWANCE			(8) 1 YR ALW PER EQUIP CNTGCTY		(9) DEPOT MAINT ALW PER EQUIP		(10) ILLUSTRATION (b) (a) ITEM NO OR FIG REFERENCE NO DESIGNATION	
						(a) 1-20	(b) 21-50	(c) 51-100	(a) 1-20	(b) 21-50	(c) 51-100						
P H	5999-762-2668	HEAT SINK, SM-A-617944-1 (80063)	R	EA	1				REF	REF	REF	REF	REF	8	MP91		
P H	5940-168-3347	LUG, GROUNDING, SM-B-618033 (80063)	R	EA	1				REF	REF	REF	REF	REF	8	Q1-C		
P H	5970-144-8072	INSULATOR, BUSHING, SM-C-596085-7 (80063)	R	EA	1				REF	REF	REF	REF	REF	8	MP73		
P H	5970-168-7396	INSULATOR, SPACER, SM-C-617742-2 (80063)	R	EA	1				*	*	*	*	*	8	MP74		
P H	5935-168-4127	CONNECTOR, RECEPTACLE AND PLUG, PRINTED WIRING, SM-A-617906-13 (80063)	R	EA	1				*	*	*	5	14	8	J17		
	5305-934-0147	SCREW, MACHINE, NAS1635-00-4 (80205)	R	EA	2				*	*	*	*	*	6	H552-583		
	5310-804-0141	WASHER, FLAT, MS15795-801 (96906)	R	EA	2				REF	REF	REF	REF	REF	8	H53-54		
P H	5935-061-3276	CONTACT, ELECTRICAL CONNECTOR, SM-A-617935-2 (80063)	R	EA	14				REF	REF	REF	REF	REF	8	J17-1-14		
MD H		PLATE, SHIELD, CONNECTOR, SM-B-692935 (80063)	R	EA	1									8	MP170		
P H	5935-168-4432	SUPPORT, WIRING - CON- NECTOR, SM-C-692960-2 (80063)	R	EA	1				*	*	*	4	1	8	MP175		
P D	5910-111-1913	CAPACITOR, FXD, SM-A-595867-131 (80063)	P	EA	1									45	7	C3	
P D	5910-111-1913	CAPACITOR, FXD, SM-A-595867-131 (80063)	R	EA	1									REF	8	C3	
P D	5910-111-1912	CAPACITOR, FXD, SM-A-595867-129 (80063)	P	EA	1									45	7	C4	
P D	5910-111-1912	CAPACITOR, FXD, SM-A-595867-129 (80063)	R	EA	1									REF	8	C4	
P D	5961-011-6767	TRANSISTOR, SM-A-597849-1 (80063)		EA	1									3	7,8	Q1	
	5310-792-3554	NUT, MTG - SPL, SM-C-617791-4 (80063)		EA	1									*	7,8	H371	
P D	5821-104-4632	CIRCUIT CARD ASSEMBLY, DRIVER, SM-B-597650 (80063)		EA	1									5	7,8	A1	
	5305-054-5636	SCREW, MACHINE, MS1957-2 (96906)		EA	3									REF	7,8	H372-374	
	5310-143-5663	WASHER, FLAT, SM-C-617837-3 (80063)		EA	3									REF	7,8	H375-377	
	5310-928-2690	WASHER, LK, MS35338-134 (96906)		EA	3									REF	7,8	H378-380	
P D	5145-959-4490	CABLE, RADIO FREQUENCY, RGL78B/U (81349)		FT	V									13	7,8	Z1	
P D	5910-111-1913	CAPACITOR, FXD, SM-A-595867-131 (80063)	P	EA	1									REF	7	C24	
P D	5910-111-1913	CAPACITOR, FXD, SM-A-595867-131 (80063)	P	EA	1									REF	7	C26	

SECTION II. REPAIR PARTS LIST (CONTINUED)

(1) SMR CODE	(2) FEDERAL STOCK NUMBER	(3) DESCRIPTION REFERENCE NUMBER & MFG CODE	(4) USABLE ON CODE	(5) UNIT OF MEAS	(6) QTY INC IN UNIT	30-DAY DS MAINT ALLOWANCE			30-DAY GS MAINT ALLOWANCE			(8) 1 YR ALW PER EQUIP CNTGCTY	(9) DEPOT MAINT ALW PER EQUIP		(10) ILLUSTRATION (a) ITEM NO OR (b) REFERENCE FIG NO DESIGNATION	
						(a) 1-20	(b) 21-50	(c) 51-100	(a) 1-20	(b) 21-50	(c) 51-100		100	PER	(a)	(b)
P D	5910-111-1913	CAPACITOR, FXD, SM-A-595867-131 (80063)	P	EA	1								REF	7	C28	
P D	5910-111-1913	CAPACITOR, FXD, SM-A-595867-131 (80063)	P	EA	1								REF	7	C30	
P D	5910-111-1913	CAPACITOR, FXD, SM-A-595867-131 (80063)	P	EA	1								REF	7	C32	
P D	5910-168-3344	CAPACITOR, ASSEMBLY, SM-A-693014-1 (80063) A2A2C14, 24	R	EA	1								10	8	@	
P D	5910-168-3344	CAPACITOR, ASSEMBLY, SM-A-693014-1 (80063) A2A2C16, 26	R	EA	1								REF	8	@	
P D	5910-168-3344	CAPACITOR, ASSEMBLY, SM-A-693014-1 (80063) A2A2C18, 28	R	EA	1								REF	8	@	
P D	5910-168-3344	CAPACITOR, ASSEMBLY, SM-A-693014-1 (80063) A2A2C20, 30	R	EA	1								REF	8	@	
P D	5910-168-3344	CAPACITOR, ASSEMBLY, SM-A-693014-1 (80063) A2A2C22, 32	R	EA	1								REF	8	@	
P D	5910-111-1912	CAPACITOR, FXD, SM-A-595867-129 (80063)	P	EA	1								REF	7	C14	
P D	5910-111-1912	CAPACITOR, FXD, SM-A-595867-129 (80063)	P	EA	1								REF	7	C16	
P D	5910-111-1912	CAPACITOR, FXD, SM-A-595867-129 (80063)	P	EA	1								REF	7	C18	
P D	5910-111-1912	CAPACITOR, FXD, SM-A-595867-129 (80063)	P	EA	1								REF	7	C20	
P D	5910-111-1912	CAPACITOR, FXD, SM-A-595867-129 (80063)	P	EA	1								REF	7	C22	
P D	5910-857-9192	CAPACITOR, FXD, CK06CW103M (81349)		EA	1								8	7,8	C39	
P D	5961-126-7031	TRANSISTOR, SET, SM-A-597849-2 (80063) A2A2Q2-6		EA	1								5	7,8	@	
	5310-792-3554	NUT, MTG-SPL, SM-C-617791-4 (80063)		EA	5								REF	7,8	H381-385	
P D	5821-477-9955	CIRCUIT CARD ASSEMBLY - POWER SPLITTER SM-B-692856 (80063)	R	EA	1								4	8	A2	
P D	5821-168-4319	CIRCUIT CARD ASSEMBLY, POWER AMPLIFIER, UPPER, SM-B-597654 (80063)	P	EA	1								4	7	A2	
	5305-054-5642	SCREW, MACHINE, MS51957-8 (96906)	P	EA	5								*	7	H182-186	
	5305-054-5637	SCREW, MACHINE, MS51957-3 (96906)	R	EA	5								REF	8	H182-186	
	5310-126-0014	WASHER, FLAT, SM-C-617837-7 (80063)		EA	5								REF	7,8	H187-191	

SECTION II. REPAIR PARTS LIST (CONTINUED)

(1) SMR CODE	(2) FEDERAL STOCK NUMBER	(3) DESCRIPTION REFERENCE NUMBER & MFG CODE	USABLE ON CODE	(4) UNIT OF MEAS	(5) QTY INC IN UNIT	(6) 30-DAY DS MAINT ALLOWANCE			(7) 30-DAY GS MAINT ALLOWANCE			(8) 1 YR ALW PER EQUIP CNTGCTY	(9) DEPOT MAINT ALW PER EQUIP		(10) ILLUSTRATION (b) (a) ITEM NO OR FIG REFERENCE NO DESIGNATION	
						(a) 1-20	(b) 21-50	(c) 51-100	(a) 1-20	(b) 21-50	(c) 51-100		100	PER	(a) FIG NO	OR REFERENCE DESIGNATION
	5310-928-2690	WASHER, LK, MS35338-134 (96906)		EA	5								REF	7, 8	H230-234	
P D	5970-179-3365	INSULATOR, SPACER, SM-C-617742 (80063)	P	EA	1									13	7	MP128
P D	5970-179-3365	INSULATOR, SPACER, SM-C-617742 (80063)	P	EA	1									REF	7	MP129
P D	5970-179-3365	INSULATOR, SPACER, SM-C-617742 (80063)	P	EA	1									REF	7	MP130
P D	5970-179-3365	INSULATOR, SPACER, SM-C-617742 (80063)	P	EA	1									REF	7	MP131
P D	5970-179-3365	INSULATOR, SPACER, SM-C-617742 (80063)	P	EA	1									REF	7	MP132
P D	5940-168-4272	INSULATOR, BUSHING, SM-C-692894 (80063)	R	EA	1									13	8	MP128
P D	5940-168-4272	INSULATOR, BUSHING, SM-C-692894 (80063)	R	EA	1									REF	8	MP129
P D	5940-168-4272	INSULATOR, BUSHING, SM-C-692894 (80063)	R	EA	1									REF	8	MP130
P D	5940-168-4272	INSULATOR, BUSHING, SM-C-692894 (80063)	R	EA	1									REF	8	MP131
P D	5940-168-4272	INSULATOR, BUSHING, SM-C-692894 (80063)	R	EA	1									REF	8	MP132
P D	5305-193-9047	SCREW, SPECIAL, SM-C-692895 (80063)	R	EA	5									*	8	H528-532
P D	5310-224-9342	WASHER, FLAT, SM-C-596378-21 (80063)	R	EA	5									*	8	H533-537
	5310-058-2950	WASHER, FLAT, MS35337-77 (96906)	R	EA	5									*	8	H538-542
P D	5821-104-4630	CIRCUIT CARD ASSEMBLY, LOWER, POWER AMPLIFIER, SM-B-617745 (80063)	P	EA	1									4	7	A4
P D	5820-403-6902	CIRCUIT CARD ASSEMBLY, POWER AMPLIFIER, SM-B-692838 (80063)	R	EA	1									4	8	A4
P D	5821-104-4633	CIRCUIT CARD ASSEMBLY, OUTPUT MATCHING NET- WORK, SM-B-617750 (80063)		EA	1									4	7, 8	A5
	5305-054-5636	SCREW, MACHINE, MS51957-2 (96906)		EA	2									REF	7, 8	H386-387
	5310-126-0014	WASHER, FLAT, SM-C-617837-3 (80063)		EA	2									REF	7, 8	H388-389
	5310-928-2690	WASHER, LK, MS35338-134 (96906)		EA	2									REF	7, 8	H390-391
P D	5821-489-6121	CIRCUIT CARD ASSEMBLY, PEAK RF DETECTOR, SM-B-692842 (80063)	R	EA	1									3	8	A3
P D	5305-082-5534	SCREW, MACHINE, 70A3715010-480 (00011)	R	EA	1									*	8	H110
	5305-054-5635	SCREW, MACHINE, MS51957-1 (96906)	R	EA	1									*	8	H543
	5310-928-2690	WASHER, LK, MS35338-134 (96906)	R	EA	1									REF	8	H544

SECTION II. REPAIR PARTS LIST (CONTINUED)

(1) SMR CODE	(2) FEDERAL STOCK NUMBER	(3) DESCRIPTION REFERENCE NUMBER & MFG CODE	USABLE ON CODE	(4) UNIT OF MEAS	(5) QTY INC IN UNIT	(6) 30-DAY DS MAINT ALLOWANCE			(7) 30-DAY GS MAINT ALLOWANCE			(8) 1 YR ALW PER EQUIP CNTGCT	(9) DEPOT MAINT		(10) ILLUSTRATION (b) (a) ITEM NO OR FIG REFERENCE NO DESIGNATION	
						(a) 1-20	(b) 21-50	(c) 51-100	(a) 1-20	(b) 21-50	(c) 51-100		ALW PER 100 EQUIP	PER	(a) FIG NO	OR DESIGNATION
P D	5310-177-4117	WASHER, LK, SM-B-693005 (80063)	R	EA	1								REF	8	4523	
P D	5975-168-4433	CLAMP, CABLE, SM-C-618868 (80063)		EA	1									1	7,8	MP169
	5305-054-5646	SCREW, MACHINE, MS51957-12 (96906)		EA	1									REF	7,8	H192
	5310-933-8118	WASHER, LK, MS35338-135 (96906)		EA	1									REF	7,8	H193
P D	5340-168-7104	CLAMP, CONNECTOR, SM-C-618584 (80063)		EA	1									REF	7,8	MP88
	5305-054-5636	SCREW, MACHINE, MS51957-2 (96906)		EA	1									REF	7,8	H194
	5310-143-5663	WASHER, FLAT, SM-C-617837-3 (80063)	P	EA	1									REF	7	H207
	5310-928-2690	WASHER, LK, MS35338-134 (96906)		EA	1									REF	7,8	H208
P D	5995-056-8848	CONNECTOR, ELECTRICAL - COAXIAL, SM-A-597837-2 (80063)		EA	1									REF	7,8	J4
MD H		GASKET, RADIO FREQUENCY SHIELDING, SM-D-618867 (80063)	P	EA	1										7	MP97
MD H		GASKET, RADIO FREQUENCY SHIELDING, SM-D-692909 (80063)	R	EA	1										8	MP97
	5305-253-5603	SCREW, DRIVE, MS21318-1 (96906)		EA	2									*	7,8	H321-322
P H	5340-168-7220	PLUG-BUTTON, SM-C-632346 (80063)	P	EA	1				REF	REF	REF	REF	REF	REF	7	MP85
MD H		STRAP, SM-B-692908 (80063)	R	EA	1										8	MP160
	5305-054-5636	SCREW, MACHINE, MS51957-2 (96906)	R	EA	2				REF	REF	REF	REF	REF	REF	8	H549-550
P H	5975-985-6570	STRAP, MS17821-3-9 (96906)	R	EA	1				REF	REF	REF	REF	REF	REF	8	MP163
P H	5340-178-1541	CLIP, GROUND, SM-C-618861 (80063)	R	EA	1				REF	REF	REF	REF	REF	REF	8	MP158
P H	5340-178-1541	CLIP, GROUND, SM-C-618861 (80063)	R	EA	1				REF	REF	REF	REF	REF	REF	8	MP159
	5305-054-5636	SCREW, MACHINE, MS51957-2 (96906)	R	EA	2				REF	REF	REF	REF	REF	REF	8	H545-546
	5310-928-2690	WASHER, LK, MS35338-134 (96906)	R	EA	2				REF	REF	REF	REF	REF	REF	8	H547-548
P H	5999-409-3515	CONTACT, ELECTRICAL - WIRE MESH, SM-A-618664-1 (80063)	R	EA	1				REF	REF	REF	REF	REF	REF	8	MP180
P H	5999-409-3515	CONTACT, ELECTRICAL - WIRE MESH, SM-A-618664-1 (80063)	R	EA	1				REF	REF	REF	REF	REF	REF	8	MP181
P H	5935-223-2833	CONNECTOR, RECEPTACLE, ELECTRICAL, SM-A-618678-1 (80063)	R	EA	1				*	*	*	5	14	8	J1	
	5305-054-5647	SCREW, MACHINE, MS51957-13 (96906)	R	EA	4				REF	REF	REF	REF	REF	REF	8	H333-336

SECTION II. REPAIR PARTS LIST (CONTINUED)

(1) SMR CODE	(2) FEDERAL STOCK NUMBER	(3) DESCRIPTION REFERENCE NUMBER & MFG CODE	USABLE ON CODE	(4) UNIT OF MEAS	(5) QTY INC IN UNIT	(6) 30-DAY DS MAINT ALLOWANCE			(7) 30-DAY GS MAINT ALLOWANCE			(8) 1 YR ALW PER EQUIP CNTGCTY	(9) DEPOT MAINT ALW PER EQUIP	(10) ILLUSTRATION (b) (a) ITEM NO OR FIG NO REFERENCE DESIGNATION		
						(a) 1-20	(b) 21-50	(c) 51-100	(a) 1-20	(b) 21-50	(c) 51-100			(a) FIG NO	OR DESIGNATION	
	5310-933-8118	WASHER, LK, MS35338-135 (96906)	R	EA	4				REF	REF	REF	REF	REF	REF	8	H337-340
P H	5330-150-9433	GASKET, CONNECTOR - RADIO FREQUENCY, SM-C-692614 (80063)	R	EA	1				*	*	*	*	*	*	8	MP165
P H	5935-168-4161	ADAPTER, CONNECTOR SM-D-692755 (80063)	R	EA	1				*	*	*	4	12	8	MP166	
	5305-054-5647	SCREW, MACHINE, MS1957-13 (96906)	R	EA	2				REF	REF	REF	REF	REF	REF	8	H556-557
	5305-925-4774	SCREW, MACHINE, MS35275-214 (96906)	R	EA	2				*	*	*	*	*	8	H558-559	
	5310-933-8118	WASHER, LK, MS35338-135 (96906)	R	EA	4				REF	REF	REF	REF	REF	REF	8	H560-563
MD H		GASKET, ADAPTER, RADIO FREQUENCY CONNECTOR, SM-C-692771 (80063)	R	EA	1									8	MP167	
P H	5940-847-3138	TERMINAL, LUG, SM-B-595953-2 (80063)	R	EA	1				REF	REF	REF	REF	REF	REF	8	E1
	5305-054-5646	SCREW, MACHINE, MS1957-12 (96906)	R	EA	1				REF	REF	REF	REF	REF	REF	8	H312
P H	5910-168-3374	CAPACITOR, SM-A-595790-1 (80063)	R	EA	1				REF	REF	REF	REF	REF	REF	8	C45
P H	5935-728-5606	CONNECTOR, RECEPTACLE, ELECTRICAL, SM-A-595805-1 (80063)	R	EA	1				REF	REF	REF	REF	REF	REF	8	J2
P O	5920-903-1008	FUSE, SM-A-595876-2 (80063)	R	EA	1				REF	REF	REF	REF	REF	REF	8	F1
P H	5920-902-6827	FUSEHOLDER, SM-A-595875 (80063)	R	EA	1				REF	REF	REF	REF	REF	REF	8	XP1
P H	5920-110-7800	CAP, SM-A-595875-1 (80063)	R	EA	1				REF	REF	REF	REF	REF	REF	8	MP102
X1 H		BODY, SM-A-595875-3 (80063)	R	EA	1				REF	REF	REF	REF	REF		MP103	
MD H		PLATE, MOUNTING, CON- NECTOR AND FUSEHOLDER, SM-C-618441 (80063)	R	EA	1									8	MP92	
	5305-054-5637	SCREW, MACHINE, MS1957-3 (96906)	G	EA	6				REF	REF	REF	REF	REF	REF	7	H315-320
P H	5305-724-3820	SCREW, MACHINE, 70A3710206-480 (00011)	H,R	EA	6				*	*	*	*	*	7,8	H315-320	
	5310-928-2690	WASHER, LK, MS35338-134 (96906)	G	EA	6				REF	REF	REF	REF	REF	REF	7	H327-332
P H	5340-793-1671	BUSHING, GROUNDING, SM-B-618442 (80063)	R	EA	1				*	*	*	4	1	8	MP168	
X1 D		CHASSIS, ELECTRICAL EQUIPMENT - HEATSINK, SM-E-618426 (80063)	P	EA	1										MP100	
X1 D		CHASSIS, ELECTRICAL EQUIPMENT - HEATSINK, SM-E-692576 (80063)	R	EA	1										MP100	
P H	6145-523-1270	WIRE, ELECTRICAL, MIL-W-583, TYPE T2, 28 AWG (81349)		FT	V				*	*	*	*	*		W1	

SECTION II. SPECIAL TOOLS LIST

(1) SMR CODE	(2) FEDERAL STOCK NUMBER	(3) DESCRIPTION Reference Number & Mfr. Code	(4) UNIT OF MEAS	(5) QTY INC IN UNIT	(6) 30-DAY DS MAINT ALLOWANCE			(7) 30-DAY DS MAINT ALLOWANCE			(8) 1 YR ALWPER EQUIP CNTGCTY	(9) DEPOT MAINT ALLOWER 100 EQUIP	(10) ILLUSTRATION	
					(a) 1-20	(b) 21-30	(c) 51-100	(a) 1-20	(b) 21-30	(c) 51-100			(a) FIG NO.	(b) ITEM NO. OR REFERENCE DESIGNATION
--F--	5821-091-9153	RADIO SET, FRONT, SM-B-617890 (80063)	EA	1	1	1	2	1	1	2	2	2	1	
--F--	5821-091-9156	RAIDO SET, REAR, SM-B-632150 (80063)	EA	1	1	1	2	1	1	2	2	2	7	
--F--	5821-134-7003	RADIO SET FRONT, SM-B-692900 (80063)	EA	1	1	1	2	1	1	2	2	2	1	
--F--	5821-403-6900	RADIO SET, REAR, SM-B-692644 (80063)	EA	1	1	1	2	1	1	2	2	2	8	
--F--	6625-179-1699	MAINTENANCE ACCESSORIES KIT, MK-1192/ ARM,SM-D-664533 (80063)	EA	1									10	
--H--	6625-179-2528	TEST FACILITIES KIT, MK-1191/AR, SM-B-625821 (80063)	EA	1									11	
--F--	6625-802-7191	TEST FACILITIES KIT, MK-994/AR, SM-B-625661 (80063)	EA	1									12	
--H--	5821-168-3614	VSWR LOAD, 10:1, 73-164209-1 (14850)	EA	1				1	1	2	2	2	13	
--H--	5821-168-3615	VSWR LOAD, 3:1, 73-164209-2 (14850)	EA	1				1	1	2	2	2	13	
--H--		2.5 OHM, 10 WATT RESISTOR RW78U2R5F (84349)	EA	1				1	1	2	2	2		
--H--	5821-168-3613	RESISTANCE BOX, R-6 A1-11100D (14850)	EA	1				1	1	2	2	2	13	
--H--	5821-168-3612	RESISTANCE BOX, R-7 A1-11101D (14850)	EA	1				1	1	2	2	2	13	
		* NOTE: For authorized quantities, refer to TM 11-5821-259-35P, Section III, Special Tool List, Raido Set AN/ARV-114.												

SECTION IV. INDEX-FEDERAL STOCK NUMBER AND REFERENCE NUMBER AND CROSS-REFERENCE
TO FIGURE AND REFERENCE DESIGNATION

Stock Number	Figure No.	Reference Designation	Stock Number	Figure No.	Reference Designation
3020-102-3767	3	A1A1MP39	5305-054-5639	7	A2H309
3020-102-3767	3	A1A1MP43	5305-054-5640	6	A1A4H157-158
3020-102-3768	3	A1A1MP24	5305-054-5640	6	A1A4H199-200
3020-102-6808	3	A1A1MP11	5305-054-5642	7	A2A2H182-186
3020-102-6808	3	A1A1MP66	5305-054-5644	9	A2A1H295-296
3020-106-9893	3	A1A1MP55	5305-054-5645	3	A1A1H57-58
3040-091-9134	3	A1A1MP53	5305-054-5646	7, 8	A2A2H192
3120-116-1474	3	A1A1MP41	5305-054-5646	8	A2A2H312
3120-809-6560	3	A1A1MP36	5305-054-5646	7	A2H312
5305-054-5635	8	A2A2H543	5305-054-5647	3	A1A1H30
5305-054-5636	6	A1A4H213-214	5305-054-5647	3	A1A1H440-443
5305-054-5636	2	A1H452	5305-054-5647	8	A2A2H333-336
5305-054-5636	7, 8	A2A2H194	5305-054-5647	8	A2A2H556-557
5305-054-5636	8	A2A2H305-306	5305-054-5647	7	A2H333-336
5305-054-5636	7, 8	A2A2H372-374	5305-054-5648	3	A1A1H421-422
5305-054-5636	7, 8	A2A2H386-387	5305-054-5648	7	A2H260-262
5305-054-5636	8	A2A2H545-546	5305-054-5649	3	A1A1MP21H1-2
5305-054-5636	8	A2A2H549-550	5305-054-5654	7, 8	A2H299-301
5305-054-5636	7	A2H178-179	5305-054-6651	1	H13-14
5305-054-5636	8	A2H275-276	5305-068-5412	3	A1A1MP21MP2H1-8
5305-054-5636	7	A2H275-277	5305-113-8441	1	H3-12
5305-054-5636	7	A2H305-306	5305-145-0631	3	A1A1H346-347
5305-054-5636	7, 8	A2H313	5305-253-5603	7, 8	A2A2H321-322
5305-054-5636	8	A2H564-565	5305-410-6549	7, 8	A2H248-251
5305-054-5637	4	A1A3H428	5305-717-6950	3	A1A1H39-40
5305-054-5637	6	A1A4MP76H7-8	5305-717-6950	3	A1A1H325-326
5305-054-5637	2	A1H133-143	5305-717-6950	3	A1A1H368
5305-054-5637	2	A1H399-401	5305-717-6955	3	A1A1H370
5305-054-5637	2	A1H434	5305-717-6955	4, 5	A1A3H344-345
5305-054-5637	9	A2A1A2H298	5305-719-5342	3	A1A1H235
5305-054-5637	9	A2A1H293	5305-719-5346	3	A1A1H323-324
5305-054-5637	8	A2A2H182-186	5305-719-5349	3	A1A1H462
5305-054-5637	7	A2A2H315-320	5305-770-2579	3	A1A1H111-112
5305-054-5637	7, 8	A2H263-265	5305-843-2841	3	A1A1H360-361
5305-054-5637	7	A2H278	5305-843-2841	3	A1A1H366-367
5305-054-5637	7	A2H315-320	5305-925-4774	8	A2A2H558-559
5305-054-5638	6	A1A4H209-212	5305-929-6421	6	A1A4H165-166
5305-054-5638	6	A1A4H224-225	5305-929-6421	7, 8	A2A5H115-116
5305-054-5638	8	A2A2H310	5305-929-6421	7, 8	A2A5H159-160
5305-054-5639	4	A1A3H572-573	5305-929-6457	3	A1A1H51-52
5305-054-5639	6	A1A4H226-229	5305-934-0147	8	A2A2H552-553
5305-054-5639	8	A2A2H309	5305-940-9442	9	A2A1H287-292

SECTION IV. INDEX-FEDERAL STOCK NUMBER AND REFERENCE NUMBER CROSS-REFERENCE
TO FIGURE AND REFERENCE DESIGNATION (CONTINUED)

Stock Number	Figure No.	Reference Designation	Stock Number	Figure No.	Reference Designation
5305-942-2169	7, 8	A2H283-284	5310-595-6761	7	A2H267-269
5305-948-4042	6	A1A4H454-457	5310-595-6761	8	A2H568-569
5310-043-1754	7, 8	A2H256-259	5310-792-3548	3	A1A1H459-460
5310-043-1754	7	A2H285-286	5310-792-3548	3	A1A1H460
5310-054-5640	7	A2H310	5310-792-3554	7, 8	A2A2H371
5310-058-2950	8	A2A2H538-542	5310-792-3554	7, 8	A2A2H381-385
5310-113-8412	3	A1A1H461	5310-792-3555	3	A1A1MP17-18
5310-113-8415	3	A1A1MP19	5310-804-0141	6	A1A4H167-168
5310-115-6273	3	A1A1H19-21	5310-804-0141	8	A2A2H53-54
5310-115-6273	2	A1H395-398	5310-928-2690	3	A1A1H27-28
5310-126-0014	3	A1A1H438-439	5310-928-2690	3	A1A1H59-60
5310-126-0014	4	A1A3H574-575	5310-928-2690	3	A1A1H127-129
5310-126-0014	4	A1A3H612-613	5310-928-2690	3	A1A1H358-359
5310-126-0014	6	A1A4H123-126	5310-928-2690	4, 5	A1A3H80-95
5310-126-0014	6	A1A4H169-171	5310-928-2690	4, 5	A1A3H98
5310-126-0014	6	A1A4H230	5310-928-2690	4, 5	A1A3H106-109
5310-126-0014	6	A1A4H231-234	5310-928-2690	4	A1A3H430
5310-126-0014	6	A1A4MP76H9-9A, 10-10A	5310-928-2690	4	A1A3H578-581
5310-126-0014	7, 8	A2A2H187-191	5310-928-2690	4	A1A3H614-615
5310-126-0014	7, 8	A2A2H388-389	5310-928-2690	6	A1A4H163-164
5310-126-0014	1	H346-355	5310-928-2690	6	A1A4H218-221
5310-126-0022	3	A1A1H105	5310-928-2690	2	A1H144-154
5310-143-5649	3	A1A1H34	5310-928-2690	2	A1H407-409
5310-143-5663	2	A1H403-404	5310-928-2690	2	A1H446
5310-143-5663	7	A2A2H207	5310-928-2690	2	A1H453
5310-143-5663	7, 8	A2A2H375-377	5310-928-2690	7, 8	A2A2H208
5310-143-5663	7	A2H392	5310-928-2690	7, 8	A2A2H230-234
5310-143-5680	3	A1A1MP37	5310-928-2690	8	A2A2H307-308
5310-543-4652	8	A2A2H392	5310-928-2690	7	A2A2H327-332
5310-595-6211	3	A1A1H37-38	5310-928-2690	7, 8	A2A2H378-380
5310-595-6211	3	A1A1H444-445	5310-928-2690	7, 8	A2A2H390-391
5310-595-6211	7, 8	A2H270	5310-928-2690	8	A2A2H544
5310-595-6761	3	A1A1H131-132	5310-928-2690	8	A2A2H547-548
5310-595-6761	5	A1A3H97	5310-928-2690	7	A2H180-181
5310-595-6761	4, 5	A1A3H103-104	5310-928-2690	7, 8	A2H271-273
5310-595-6761	4, 5	A1A3H341-343	5310-928-2690	8	A2H279-280
5310-595-6761	4	A1A3H424	5310-928-2690	7	A2H279-282
5310-595-6761	4	A1A3H429	5310-928-2690	7	A2H307-308
5310-595-6761	4	A1A3H576-577	5310-928-2690	7, 8	A2H314
5310-595-6761	2	A1H410-420	5310-928-2690	7	A2H327-332
5310-595-6761	2	A1H435	5310-928-2690	7	A2H393
5310-595-6761	8	A2H267-268	5310-929-6395	8	A2H566-567
5310-595-6761	8	A2H267-268	5310-929-6395	3	A1A1H22-24

SECTION IV. INDEX-FEDERAL STOCK NUMBER AND REFERENCE NUMBER CROSS-REFERENCE
TO FIGURE AND REFERENCE DESIGNATION (CONTINUED)

Stock Number	Figure No.	Reference Designation	Stock Number	Figure No.	Reference Designation
5310-929-6395	8	A2H285-286	5355-880-5546	3	A1A1MP7
5310-929-6395	1	H15-18	5355-880-5548	3	A1A1MP3-5
5310-933-8118	3	A1A1H117-118	5355-880-5549	3	A1A1MP6
5310-933-8118	3	A1A1H425-426	5820-403-6902	8	A2A2A4
5310-933-8118	3	A1A1H448-451	5821-018-8665	2	A1A5
5310-933-8118	3	A1A1MP21H3-4	5821-018-8667	2	A1A6
5310-933-8118	2	A1H33	5821-018-8668	2	A1A7
5310-933-8118	2	A1H47	5821-044-1948	7	A2A1
5310-933-8118	7, 8	A2A2H193	5821-044-1950	7	A2P3
5310-933-8118	8	A2A2H337-340	5821-091-9142	2	A1A11
5310-933-8118	8	A2A2H560-563	5821-091-9142	2	A1A13
5310-933-8118	8	A2H161-162	5821-091-9143	7	A2A4
5310-933-8118	7, 8	A2H274	5821-091-9144	9	A2A1A1
5310-933-8118	7, 8	A2H302-304	5821-091-9145	3	A1A1A1MP10
5310-933-8118	7	A2H337-340	5821-091-9146	2	A2A5
5310-934-9748	3	A1A1H35-36	5821-091-9149	4, 5	A1A3MP70
5310-938-2013	4	A1A3H427	5821-091-9150	3	A1A1MP20
5310-938-2013	6	A1A4H155-156	5821-091-9151	3	A1A1A2
5310-938-2013	6	A1A4MP76H5-6	5821-091-9153	1	A1
5310-938-2013	8	A2A2H311	5821-091-9154	2	A1A1
5310-938-2013	7	A2H311	5821-091-9155	2	A1A4
5310-995-7166	8	A2H78-79	5821-091-9156	1	A2
5315-797-5205	3	A1A1MP26	5821-091-9157	1	A2A2
5315-797-5206	3	A1A1H46	5821-091-9159	2	A1A3
5315-843-7988	3	A1A1H458	5821-091-9160	3	A1A1MP15
5315-880-9078	3	A1A1H48	5821-104-4630	7	A2A2A2
5315-880-9078	3	A1A1H433	5821-104-4630	7	A2A2A4
5340-113-3848	3	A1A1MP107-126	5821-104-4631	9	A2A1A2A2
5340-113-3851	3	A1A1MP8, 12, 81, 98, 101	5821-104-4632	7, 8	A2A2A1
5340-122-7159	7, 8	A2MP93	5821-104-4633	7, 8	A2A2A5
5340-178-1408	3	A1A1MP28-35	5821-134-6983	1	A2A2
5340-178-1541	8	A2A2MP158-159	5821-134-7003	1	A1
5340-178-1541	7	A2MP95-96	5821-142-5414	4, 5	A1A3A6
5340-598-1493	3	A1A1H29, 41, 42, 50, 61, 130	5821-142-5415	4, 5	A1A3A5
5340-721-8187	3	A1A1H122	5821-142-5416	4, 5	A1A3A4
5340-727-5153	3	A1A1MP99	5821-142-5417	4, 5	A1A3A2
5340-793-1661	9	A2A1A2MP86	5821-142-5418	4, 5	A1A3A3
5340-793-1667	9	A2A1A2MP87	5821-142-5541	2	A1A8
5340-793-1667	9	A2A1MP83, 133, 134	5821-142-5541	2	A1A16
5340-793-1671	8	A2A2MP168	5821-142-5550	2	A1A8
5340-886-1471	3	A1A1H45	5821-142-5555	2	A1A7
5340-998-0661	4	A1A3MP62	5821-177-2980	1	A1

SECTION IV. INDEX-FEDERAL STOCK NUMBER AND REFERENCE NUMBER CROSS-REFERENCE
TO FIGURE AND REFERENCE DESIGNATION (CONTINUED)

Stock Number	Figure No.	Reference Designation	Stock Number	Figure No.	Reference Designation
5821-177-3504	6	A1A4A2	5910-111-1912	7	A2A2C14,16,18 20,22
5821-254-6359	8	A2A4			
5821-403-6894	2	A1A4	5910-111-1913	7, 8	A2A2C3
5821-403-6895	2	A1A16	5910-111-1913	7	A2A2C24, 26, 28 30, 32
5821-403-6899	2	A2A5	5910-111-4935	9	A2A1C1, 2
5821-403-6900	1	A2	5910-782-4981	4	A1A3C35-46
5821-403-6901	2	A1A11	5910-782-4981	8	A2A2C46-48
5821-403-6901	2	A1A13	5910-857-9192	7, 8	A2A2C39
5821-404-5973	2	A1A3	5910-904-0519	7	A2C6
5821-689-6257	2	A1A10	5915-102-6809	7, 8	A2Z1
5821-689-6257	2	A1A14	5920-110-7792	-	A2A2XF1MP103
5821-689-6273	2	A1A9	5920-110-7800	8	A2A2XF1MP102
5821-689-6273	2	A1A15	5920-110-7800	7	A2XF1MP102
5821-727-4246	2	A1A12	5920-902-6827	8	A2A2XF1
5821-944-1947	3	A1A1A1MP9	5920-902-6827	7	A2XF1
5895-704-9698	3	A1A1MP49	5920-903-1008	8	A2A2F1
5895-704-9698	3	A1A1MP63	5920-903-1008	7	A2F1
5905-057-8733	3	A1A1R44	5920-903-1008	7, 8	A2F1 SPARE
5905-057-8737	3	A1A1R43	5930-059-2856	3	A1A1S7
5905-897-0395	7	A2A5A2R23	5930-116-2767	3	A1A1S3
5905-905-7634	7	A2A5A2R23	5930-116-2769	3	A1A1S6
5905-914-2090	7	A2A5A2R23	5935-061-3276	6	A1A4P9-1 THRU -12
5905-917-0403	7	A2A5A2R23	5935-061-3276	8	A2A2J15-1, -2
5905-917-5522	7	A2A5A2R23	5935-061-3276	8	A2A2J16-1, -2, -3
5905-917-5523	7	A2A5A2R23	5935-061-3276	8	A2A2J17-1 THRU -14
5905-922-7215	4	A1A3R4	5935-061-3276	8	A2A2P3-1 THRU -36
5905-922-7215	4	A1A3R5	5935-062-1608	3	A1A1J9-1 THRU -12
5905-922-7215	4	A1A3R6	5935-062-1608	3	A1A1P5-1 THRU -52
5905-922-7215	4	A1A3R7	5935-062-1608	4	A1A3P6-1 THRU -10
5905-923-3534	7	A2A5A2R23	5935-062-1608	9	A2A1P15-1, -2
5905-924-3289	7	A2A5A2R23	5935-062-1608	8	A2A1P16-1, -2, -3
5905-924-3317	7	A2A5A2R23	5935-111-1881	6	A1A4MP76XA2
5905-945-5291	7	A2A5A2R23	5935-111-1881	6	A1A4XA8-10
5905-945-6957	7	A2A5A2R23	5935-111-1881	6	A1A4XA14-16
5905-947-5427	7	A2A5A2R23	5935-111-6047	7	A2J1
5905-947-7838	7	A2A5A2R23	5935-134-5297	6	A1A4J5
5905-947-7841	7	A2A5A2R23	5935-134-5297	8	A2A2P3
5905-948-8451	7	A2A5A2R23	5935-134-5298	3	A1A1P5
5905-982-0937	3	A1A1R13-22	5935-134-5298	6	A1A4MP76J3
5910-056-4859	6	A1A4C28	5935-134-5607	3	A1A1J9
5910-056-4859	7	A2C2-4	5935-134-5608	6	A1A4P9
5910-111-1912	7, 8	A2A2C4	5935-247-8406	4	A1A3P6

**SECTION IV. INDEX-FEDERAL STOCK NUMBER AND REFERENCE NUMBER CROSS-REFERENCE
TO FIGURE AND REFERENCE DESIGNATION**(CONTINUED)

<u>Stock Number</u>	<u>Figure No.</u>	<u>Reference Designation</u>	<u>Stock Number</u>	<u>Figure No.</u>	<u>Reference Designation</u>
5935-728-5606	8	A2A2J2	5975-985-6570	4	A1A3MP187
5935-728-5606	7	A2J2	5975-985-6570	8	A2A2MP162-163
5935-762-0414	8	A2A2P13	5975-985-6570	7, 8	A2MP143
5935-762-0414	7	A2P13	5985-110-9288	3	A1A1MP13
5935-782-6165	8	A2A2P14	5995-056-8848	4, 5	A1A3J7, 8, 11
5935-811-7488	7	A2P14	5995-056-8848	6	A1A4J12, 19
5940-549-7247	8	A2MP155	5995-056-8848	7, 8	A2A2J4
5940-847-3138	3	A1A1E1	5995-056-8850	4, 5	A1A3P12
5940-847-3138	8	A2A2EI	5995-056-8850	6	A1A4P7, 10, 11, 1
5940-847-3138	7	A2E1	5995-056-8850	9	A2A1A2P4
5945-929-9969	7	A2K1	5995-102-3821	6	A1A4MP127
5950-059-5920	-	A1A3L1-3,23-25	5999-762-2668	8	A2A2MP91
5961-011-6767	7, 8	A2A2Q1	5999-762-2668	7	A2MP91
5961-126-7031	7, 8	A2A2Q2-6	6145-080-4383		W11
5961-887-5181	3	A1A1CR1-17, 19-22	6145-236-9498		W7
5961-926-0220	8	A2A2Q7	6145-523-1270		W1
5961-926-0220	7	A2Q1	6145-577-3420		W9
5961-938-5157	9	A2A1MP84	6145-669-6564		W8
5861-938-5157	9	A2A1MP204	6145-669-6642		W6
5970-134-0907	3	A1A1MP46	6145-833-5236		W5
5970-144-8072	8	A2A2MP73	6145-838-9444		W10
5970-179-3365	7	A2A2MP128-132	6145-959-4490	7, 8	A2A2Z1

<u>Reference No.</u>	<u>Mfg Code</u>	<u>Fig No.</u>	<u>Reference Designation</u>	<u>Reference No.</u>	<u>Mfg Code</u>	<u>Fig No.</u>	<u>Reference Designation</u>
CKO6CW103M	81349	7,P	A2A2C39	MS15795-802	96806	2	A1H410-420,435
MIL-W-583 TYPE T2, 28 AWG		--	W1	MS15795-802	96806	8	A2H267-268
MIL-W-16878/4A, TYPE E,TFE JAC, 26 AWG, WHITE	81349	--	W2	MS15795-802	96906	7	A2H267-269
MS15795-801	96906	--	A1A3H592-593, 598-599,604- 605	MS15795-802	96906	8	A2H568-569
MS15795-801	96906	6	A1A4H167-168	MS15795-803	96906	3	A1A1H37-38, 444 445
MS15795-801	96906	8	A2A2H53-54	MS15795-803	96906	7, 8	A2H270
MS15795-802	96906	3	A1A1H131-132	MS16213-57	96906	3	A1A1H105
MS15795-802	96806	5	A1A3H97	MS16562-3	96906	3	A1A1H458
MS15795-802	96906	4,5	A1A3H103-104, 341.343	MS16624-1018	96906	3	A1A1H122
MS15795-802	96906	4	AM3424,429, 576-577	MS16632-4012	96806	3	A1A1H45
				MS16632-4018	96906	3	A1A1H29, 41-42, 50, 61, 130
				MS16995-4	96906	3	A1A1MP21MP2H1
				MS17821-3-9	96906	4	A1A3MP187
				MS17821-3-9	96906	7, 8	A2MP143

**SECTION IV. INDEX-FEDERAL STOCK NUMBER AND REFERENCE NUMBER CROSS-REFERENCE
TO FIGURE AND REFERENCE DESIGNATION**(CONTINUED)

<u>Reference No.</u>	<u>Mfg Code</u>	<u>Fig No.</u>	<u>Reference Designation</u>	<u>Reference No.</u>	<u>Mfg Code</u>	<u>Fig No.</u>	<u>Reference Designation</u>
MS17821-3-9	96906	8	A2A2MP162-163	MS35338-135	96906	7,8	A2H274, 302-304
MS17821-4-9	96906	3	A1A1MP99	MS35338-135	96906	7	A2H337-340
MS21318-1	96906	7,8	A2A2H321-322	MS35338-136	96906	3	A1A1H22-24
MS27335TB18-32P	96906	7	A2J1	MS35338-136	96806	8	A2H285-286
MS35275-204	96908	6	A1A4H454-457	MS35338-136	96906	1	H15-18
MS35275-214	96906	8	A2A2H558-559	MS35649-244	96906	3	A1A1H3536
MS35275-235	96906	7,8	A2H283-284	MS35649-244	96906	4	A1A3H427
MS35333-69	96906	8	A2A2H392	MS35649-244	96906	6	A1A4H155-156
MS35337-77	96906	8	A2A2H538-542	MS35649-244	96906	6	A1A4MP76H5-6
MS35337-79	96906	7,8	A2H256-259	MS35649-244	96906	8	A2A2H311
MS35337-79	96906	7	A2H285-286	MS35649-244	96906	7	A2H311
MS35338	96906	7,8	A2A2H193	MS51957-1	96906	8	A2A2H543
MS35338-134	96906	3	A1A1H27-28,59-60, 127-129, 358-359	MS51957-2	96906	--	A1A3H113-114, 195, 586-589
MS35338-134	96906	4,5	A1A3H80-95, 96, 106-109	MS51957-2	96906	6	A1A4H213-214
MS35338-134	96906	4	A1A3H430, 578-581, 614-615	MS51957-2	96906	2	A1H452
MS35338-134	96906	6	A1A4H163-164, 218-221	MS51957-2	96906	7,8	A2A2H194
MS35338-134	96906	6	A1A4H163-164, 218-221	MS51957-2	96906	8	A2A2H305-306
MS35338-134	96906	6	A1A4H163-164, 218-221	MS51957-2	96906	7,6	A2A2H372-374, 386-387
MS35338-134	96906	2	A1H144-154,407-409, 446, 453	MS51957-2	96906	8	A2A2H545-546, 549-550
MS35338-134	96906	7,8	A2A2H208, 230-234	MS51957-2	96906	7	A2H178-179, 275-277
MS35338-134	96906	8	A2A2H307-308	MS51957-2	96906	8	A2H275-276
MS35338-134	96908	7	A2A2H327-332	MS51957-2	96906	8	A2H275-276
MS35338-134	96906	7,8	A2A2H378-380, 390-391	MS51957-2	96906	7	A2H305-306
MS35338-134	96906	7,8	A2A2H378-380, 390-391	MS51957-2	96906	7,8	A2H313
MS35338-134	96906	8	A2A2H544, 547448	MS51957-2	96906	8	A2H564-565
MS35338-134	96908	7	A2H180-181	MS51957-3	96906	4	A1A3H428
MS35338-134	96906	7,8	A2H271-273	MS51957-3	96906	6	A1A4MP76H7-8
MS35338-134	96906	7	A2H279-282	MS51957-3	96906	2	A1H133-143,399-401
MS35338-134	96906	8	A2H279-280	MS51957-3	96906	2	A1H434
MS35338-134	96906	7	A2H307-308	MS51957-3	96906	2	A1H434
MS35338-134	96906	7,8	A2H314	MS51957-3	96906	9	A2A1A2H298
MS35338-134	96906	7	A2H327-332,393	MS51957-3	96906	9	A2A1H293
MS35338-134	96906	8	A2H566-567	MS51957-3	96906	8	A2A2H182-186
MS35338-135	96906	3	A1A1H117-118, 425-426,448-451	MS51957-3	96906	7	A2A2H315-320
MS35338-135	96906	3	A1A1H117-118, 425-426,448-451	MS51957-3	96906	7,8	A2H263-265
MS35338-135	96906	3	A1A1MP21H3-4	MS51957-3	96906	7	A2H278, 315-320
MS35338-135	96906	2	A1H33, 47	MS51957-4	96906	6	A1A4H209-212, 224-225
MS35338-135	96906	8	A2A2H337-340, 560-563	MS51957-4	96906	8	A2A2H310
MS35338-135	96906	8	A2H161-162	MS51957-5	96906	4	A1A3H572-573

**SECTION IV. INDEX-FEDERAL STOCK NUMBER AND REFERENCE NUMBER CROSS-REFERENCE
TO FIGURE AND REFERENCE DESIGNATION (CONTINUED)**

Reference No.	Mfg code	Fig No.	Reference Designation	Reference No.	Mfg Code	Fig No.	Reference Designation
MS51957-5	96906	6	A1A4H226-229	NAS1635-00-5	80205	3	A1A1H51-52
MS51957-5	96906	8	A2A2H309	QQ-W-343, TYPE	81348	--	W5
MS51957-5	96906	7	A2H309	S, 16 AWG,			
MS51957-6	96906	6	A1A4H157-158	TINNED			
MS51957-6	96906	6	A1A4H199-200	QQ-W-343, TYPE	81348	--	W6
MS51957-6	96906	7	A2H310	S, 18 AWG,			
MS51957-8	96906	7	A2A2H182-186	TINNED			
MS51957-10	96906	3	A1A1H57-58	QQ-W-343, TYPE	81348	--	W7
MS51957-11	96906	9	A2A1H295-296	S, 20 AWG,			
MS51957-12	96906	7,8	A2A2H192	TINNED			
MS51957-12	96906	8	A2A2H312	QQ-W-343, TYPE	81348	--	W9
MS51957-12	96906	7	A2H312	S, 24 AWG,			
MS51957-13	96906	3	A1A1H30, 440-443	TINNED			
MS51957-13	96906	8	A2A2H333-336, 556-557	QQ-W-343, TYPE	81348	--	W10
MS51957-13	96906	7	A2H333-336	S, 26 AWG,			
MS51957-14	96906	3	A1A1H421-422	TINNED			
MS51957-14	96906	7	A2H260-262	RC05GF102J	81349	7	A2A5A2R23
MS51957-15	96906	3	A1AIH111-112	RC05GF112J	81349	7	A2A5A2R23
MS51957-15	96906	3	A1A1MP21H1-2	RC05GF122J	81349	7	A2A5A2R23
MS51957-20	96906	7,8	A2H299-301	RC05GF132J	81349	7	A2A5A2R23
MS51957-27	96906	1	H13-14	RC05GF152J	81349	7	A2A5A2R23
MS51963-1	96906	3	A1A1H370	RC05GF162J	81349	7	A2A5A2R23
MS51963-1	96906	4,5	A1A3H344-345	RC05GF180J	81349	--	A1A4A1R1
MS51963-9	96906	3	A1A1H39-40, 325-326, 368	RC05GF182J	81349	--	A1A4A1R2
MS51963-34	96906	3	A1A1H235	RC05GF182J	81349	7	A2A5A2R23
MS51963-35	96906	3	A1A1H323-324	RC05GF221J	81349	--	A1A4A1R6
MS51963-37	96906	3	A1A1H462	RC05GF222J	81349	7	A2A5AZR23
M26655/2-0146	81349	7	A2C6	RC05GF242J	81349	--	A1A4A1R5
NAS1640-0	80205		A1A3H594-595, 600-601, 606-607	RC05GF272J	81349	--	A1A4A1R3
NAS1640-1	80205	8	A2H78-79	RC05GF511J	81349	--	A1A4A1R4
NAS1464-026-02C	80205	7,8	A2MP93	RC05GF511J	81349	7	A2A5A2R23
NAS163 5-00-2	80205	9	A2A1H287-292	RC05GF561J	81349	7	A3A5A2R23
NAS1635-00-3	80205	--	A1A3H590-591, 596-597, 602-603	RC05GF621J	81349	7	A2A5A2R23
NAS1635-00-3	80205	6	A1A4H165-168	RC05GF681J	81349	7	A3A5A2R23
NAS1635-00-3	80205	7,8	A2A5H115-116, 159-160	RC05GF751J	81349	7	A2A5A2RZ3
NAS1635-00-4	80205	8	A3A2H552-553	RC05GF821J	81349	7	A2A5A2R23
				RC05GF911J	81349	7	A2A5A2R23
				RCO58F103K	81349	4	A1A3R4-7
				RC076F470K	81349	--	A1A3R11
				RE60G20R5	81349	8	A2R1
				RG178B/u	81349	7,8	A2A2ZI
				RG188A/u	81349	--	W11

**SECTIONIV. INDEX-FEDERAL STOCK NUMBER AND REFERENCE NUMBER CROSS-REFERENCE
TO FIGURE AND REFERENCE DESIGNATION (CONTINUED))**

<u>Reference No.</u>	<u>Mfg Code</u>	<u>FIG No.</u>	<u>Reference Designation</u>	<u>Reference No</u>	<u>Mfg Code</u>	<u>Fig No</u>	<u>Reference Designation</u>
RLR05C102JM	81349	8	A2A5A2R27	RLR05C392JM	81349	8	A2A5A1R33
RLR05C1WJM	81349	8	A2A5A1R33	RLR05C392JM	81349	8	A2A5A2R6
RLRCJ5C103JM	81349	8	A2A5A2R6	RLR05C393JM	81349	8	A2A5A2R7
RLR05C104JM	81349	8	A2A5A2R7	RLR05C432JM	81349	8	A2A5A1R33
RLR05C112JM	81349	8	A2A5A2R27	RLR05C432JM	81349	8	A2A5A2R6
RLR05C113JM	81349	8	A2A5A1R33	RLR05C433JM	81349	8	A2A5A2R7
RLR05C114JM	81349	8	A2A5A2R7	RLR05C472JM	61349	8	A2A5A1R33
RLR05C122JM	81349	8	A2A5A2R27	RLR05C472JM	81349	8	A2A5A2R6
RLR05C123JM	81349	8	A2A5A1R33	RLR05C473JM	81349	8	A2A5A2R7
RLR05C124JM	81349	8	A2A5A2R7	RLR05C512JM	81349	8	A2A5A1R33
RLR05C132JM	81349	8	A2A5A2R27	RLR05C512JM	81349	8	A2A5A2R6
RLR05C133JM	81349	8	A2A5A1R33	RLR05C513JM	81349	8	A2A5A2R7
RLR05C134JM	81349	8	A2A5A2R7	RLR05C562JM	81349	8	A2A5A2R6
RLR05C152JM	81349	8	A2A5A2R27	RLR05C563JM	81349	8	A2A5A2R7
RLR05C153JM	81349	8	A2A5A1R33	RLR05C622JM	81349	8	A2A5A1R33
RLR05C154JM	81349	8	A2A5A2R7	RLR05C622JM	81349	8	A2A5A2R6
RLR05C162JM	81349	8	A2A5A2R27	RLR05C633JM	81349	8	A2A5A2R7
RLR05C164JM	81349	8	A2A5A2R7	RLR05C682JM	81349	8	A2A5A1R33
RLR05C182JM	81349	8	A2A5A1R33	RLR05C682JM	81349	8	A2A5A2R6
RLR05C182JM	81349	8	A2A5A2R27	RLR05C683JM	81349	8	A2A5A2R7
RLR05C184JM	81349	8	A2A5A2R7	RLR05C751JM	81349	8	A2A5A2R27
RLR05C202JM	81349	8	A2A5A1R33	RLR05C752JM	81349	8	A2A5A1R33
RLR05C202JM	81349	8	A2A5A2R27	RLR05C752JM	81349	8	A2A5A2R6
RLR05C222JM	81349	8	A2A5A1R33	RLR05C753JM	81349	8	A2A5A2R7
RLR05C222JM	81349	8	A2A5A2R27	RLR05C821JM	81349	8	A2A5A2R27
RLR05C242JM	81349	8	A2A5A1R33	RLR05C822JM	81349	8	A2A5A1R33
RLR05C242JM	81349	8	A2A5A2R27	RLR05C822JM	81349	8	A2A5A2R6
RLR05C272JM	81349	8	A2A5A1R33	RLR05C823JM	81349	8	A2A5A2R7
RLR05C272JM	81349	8	A2A5A2R6	RLR05C911JM	81349	8	A2A5A2R27
RLR05C272JM	81349	8	A2A5A2R27	RLR05C912JM	81349	8	A2A5A2R6
RLR05C273JM	81349	8	A2A5A2R7	RLR05C913JM	81349	8	A2A5A2R7
RLR05C302JM	81349	8	A2A5A1R33	RN55C1002F	81349	3	A1A1R13-22
RLR05C302JM	81349	8	A2A5A2R8	RN50E1011D	81349	3	A1A1R2
RLR05C302JM	81349	8	A2A5A2R27	RN50E1131F	81349	3	A1A1R24
RLR05C303JM	61349	8	A2A5A2R7	RN50E2580D	81349	3	A1A1R11
RLR05C332JM	81349	8	A2A5A1R33	RN50E3010F	81349	3	A1A1R10
RLR05C332JM	81349	8	A2A5A2R6	RN50E3480F	81349	3	A1A1R9
RLR05C332JM	81349	8	A2A5A2R27	RN50E3700D	81349	3	A1A1R31
RLR05C333JM	81349	8	A2A5A2R7	RN50E4070D	81349	3	A1A1R8
RLR05C362JM	81349	8	A2A5A1R33	RN50E4370D	81349	3	A1A1R30
RLR05C362JM	81349	8	A2A5A2R6	RN50E4750F	81349	3	A1A1R7
RLR05C363JM	81349	8	A2A5A2R7	RN50E5170D	81349	3	A1A1R29

**SECTION IV. INDEX-FEDERAL STOCK NUMBER AND REFERENCE NUMBER CROSS-REFERENCE
TO FIGURE AND REFERENCE DESIGNATION (CONTINUED)**

Reference No.	Mfg Code	Fig No.	Reference Designation	Reference No.	Mfg Code	Fig No.	Reference Designation
RN50E5490F	81349	3	A1A1R6	SM-A-595875	80063	7	A2XF1
RN50E6120D	81349	3	A1A1R28	SM-A-595675-1	80063	7	A2XF1MP102
RN50E6420D	81349	3	A1A1R5	SM-A-595875-3	80063	--	A2XF1MP103
RN50E7150F	81349	3	A1A1R27	SM-A-595876-2	60063	7	A2F1
RN50E7410D	81349	3	A1A1R4	SM-A-595876-2	80063	8	A2A2F1
RN50E6350D	81349	3	A1A1R26	SM-A-595876-2	80063	7,8	A2 SPARE
RN50E8660F	81349	3	A1A1R3	SM-A-595946-4	80063	--	A1A3H606-609
RN50E9760F	81349	3	A1A1R25	SM-A-595946-5	80063	6	A1A4H236-247, 463-468
SM-A-595776-102	80063	4	A1A3C47	SM-A-597811-1	80063	--	W4
SM-A-595783-20	80063	--	A1AM1C7	SM-A-597811-4	80063	--	W3
SM-A-595783-29	80063	--	A1A4A1C2	SM-A-597811-7	80063	--	W15
SM-A-595783-106	80063	--	A1A4A1C1	SM-A-597811-8	80063	--	W16
SM-A-595763-114	80063	--	A1A4A1C4	SM-A-597813-3	80063	3	A1A1R44
SM-A-595790-1	80063	8	A2A2C45	SM-A-597813-5	80063	3	A1A1R43
SM-A-595790-1	80063	7	A2C1	SM-A-597828-2	80063	--	W17
SM-A-595791-8	80063	--	A1A3C4-5, 13, 20, 27	SM-A-597833-6	80063	--	W18
SM-A-595791-3	80063	4	A1A3C35-46	SM-A-597837-1	80063	4,5	A1A3P12
SM-A-595791-3	80063	6	A2A2C46-46	SM-A-597637-1	60063	--	A1A4A1P19
SM-A-595602-2	80063	7	A2P14	SM-A-597837-1	80063	6	A1A4P7
SM-A-595802-3	80063	8	A2A2P14	SM-A-597837-1	80063	6	A1A4P10, 11, 18
SM-A-595802-4	80063	6	A2A2P13	SM-A-597837-1	80063	9	A2A1A2P4
SM-A-595802-4	80063	7	A2P13	SM-A-597837-2	80063	4,5	A1A3J7-8, 11
SM-A-595805-1	80063	8	A2A2J2	SM-A-597837-2	80063	--	A1A4A1J18
SM-A-595805-1	80063	7	A2J2	SM-A-597837-2	80063	6	A1A4J12, 19
SM-A-595807-1	80063	6	A1A4MP76XA2	SM-A-597837-2	80063	7,8	A2A2J4
SM-A-595807-1	80063	6	A1A4XA8-10, 14-16	SM-A-597649	80063	7,8	A2A2Q1
SM-A-595807-2	80063	6	A1A4XA11-13	SM-A-597849-2	60063	7,8	A2A2Q2-6
SM-A-595833-17	80063	--	A1A3CR3-4, 6-11	SM-A-597849-3	80063	9	A2A1A2Q1
SM-A-595835-109	80063	--	A1A3L1-3, 23-25	SM-A-617901-102	80063	--	A1A4A1C3, 5-6
SM-A-595863-202	80063	6	A1A4MP76R10	SM-A-617901-103	60063	6	A1A4C28
SM-A-595867-129	80063	7,6	A2A2C4	SM-A-617901-103	60063	7	A2C2-4
SM-A-595867-129	80063	7	A2A2C14, 16, 18, 20, 22	SM-A-617905-1	80063	7	A2K1
SM-A-595861--131	80063	7,8	A2A2C3	SM-A-617905-2	80063	8	A2A2K1
SM-A-595867-131	80063	7	A2A2C24, 26, 28, 30, 32	SM-A-617906-9	60063	3	A1A1J9
SM-A-595867-135	80063	9	A2A1A2C1, 3	SM-A-617906-10	80063	6	A1A4P9
SM-A-595872-3	80063	9	A2A1MP84, 204	SM-A-617906-13	80063	8	A2A2J17
SM-A-595875	80063	8	A2A2XF1	SM-A-617906-15	80063	8	A2A2J16
SM-A-595875-1	60063	8	A2A2XF1MP102	SM-A-617906-16	80063	--	A2A1P15
SM-A-595875-3	60063	--	A2A2XF1MP103	SM-A-617906-16	80063	8	A2P16
				SM-A-617906-17	80063	8	A2A2J15
				SM-A-617920-5	80063	6	A1A4MP76J6

**SECTION IV. INDEX-FEDERAL STOCK NUMBER AND REFERENCE NUMBER CROSS-REFERENCE
TO FIGURE AND REFERENCE DESIGNATION(CONTINUED)**

Reference No.	Mfg Code	Fig No.	Reference Designation	Reference No.	Mfg Code	Fig No	Reference Designation
SM-A-617920-6	80063	4	A1A3P6	SM-A-618664-1	80063	8	A2A2MP180, 181
SM-A-617926-102	80063	--	A1A4A1C8	SM-A-618664-1	80063	7	A2MP180, 181
SM-A-617926-102	60063	9	A2A1C1-2	SM-A-618676-1	80063	--	A1A4A1T1
SM-A-617928-2	80063	6	A1A4MP193	SM-A-618678-1	80063	8	A2A2J1
SM-A-617928-2	80063	8	A2E2	SM-A-618690-915	80063	4, 5	A1A3A3Y1
SM-A-617933	80063	7,6	A2Z1	SM-A-692930	80063	4	A1A3MP186
SM-A-617934	80063	8	A2A2P3	SM-A-693014-1	80063	8	A2A2C14, 16, 18, 20, 22, 24, 26, 28, 30, 32
SM-A-617934	80063	6	A 1A4J5				
SM-A-617934-2	80063	6	A1A4MP76J3	SM-A-6933014-2	80063	9	A2A1A2C1,3
SM-A-617934-2	80063	3	A1A1P5	SM-B-595933-5	80063	4, 5	A1A3MP104-106, 189
SM-A-617935-1	80063	3	A1A1J9-ITHRU -12, P5-1 THRU -52	SM-B-595933-9	80063	--	A1A4A1MP197-198
SM-A-617935-1	60063	4	A1A3P6-1 THRU -10	SM-B-595940-1	80063	3	A1A1H46,48,433
SM-A-617935-1	80063	9	A2AIP15-1 THRU -2	SM-B-595946-11	80063	--	A1A3H616-623
SM-A-617935-1	80063	8	A2P16-1 THRU-3	SM-B-595947	60063	3	A1A1MP49,63
SM-A-617935-2	60063	6	A1A4P9-1 THRU -12	SM-B-595953-2	80063	3	A1A12E1
SM-A-617935-2	80063	8	A2A2J15-1 THRU -2, J16-1 THRU -3, P3-1 THRU -36, J17-1THRU -14	SM-B-595953-2	80063	8	A2A2E1
				SM-B-595953-2	80063	7	A2E1
				SM-B-595971-1	80063	3	A1A1H461
				SM-B-596103	80063	2	A1A10,14
				SM-E-597632	80063	9	A2A1A2A2
				SM-B-597650	80063	7,8	A2A2A1
SM-A-617935-4	60063	6	A1A4J5-1 THRU -52	SM-B-597654	80063	7	A2A2A2
SM-A-617935-6	80063	6	A1A4MP76J6-1 THRU -11	SM-B-597802-2	80063	--	A1A4A1MP199-200
SM-A-617935-7	80063	6	A1A4MP76J3-1 THRU -38	SM-B-597806-3	80063	--	A1A3E52, 66
				SM-B-597932-4	80063	3	A1A1MP37
				SM-B-605919	60063	6	A1A4A1
SM-A-617937-1	80063	--	A1A3E73	SM-B-605924	60063	9	A2A1A1
SM-A-617937-2	80063	--	A1A3E43, 53, 60, 67	SM-B-605930	80063	9	A2A1A2A2
				SM-B-617264-2	80063	9	A2A1A2MP86
SM-A-617937-3	80063	--	A1A3E44, 45	SM-B-617745	60063	7	A2A2A4
SM-A-617938-1	80063	--	A1A3L5	SM-B-617750	80063	7,8	A2A2A5
SM-A-617938-2	80063	--	A1A3L17, 21	SM-B-617809-1	80063	3	A1A1S3
SM-A-617943-24	80063	--	W12	SM-B-617829-3	80063	3	A1A1MP54
SM-A-617943-26	80063	--	W13	SM-B-617829-5	80063	3	A1A1MP24
SM-A-617944-1	80063	8	A2A2MP91	SM-B-617938-2	80063	--	A1A3L9
SM-A-617944-1	80063	7	A2MP91	SM-B-617839	60063	3	A1A1MP47
SM-A-617948-I	80063	--	A1A3C12, 19,26	SM-B-617866	60063	3	A1A1MP61
SM-A-618145	80063	4, 5	A1A3A4	SM-B-617683	80063	3	A1A1MP48
SM-A-618652-2	80063	--	A1A4A1Q1,2	SM-B-617890	80063	1	A1
SM-A-616655-1	80063	--	W14	SM-B-617992	80063	2	A1A1

**SECTION IV. INDEX-FEDERAL STOCK NUMBER AND REFERENCE NUMBER CROSS-REFERENCE
TO FIGURE AND REFERENCE DESIGNATION (CONTINUED)**

Reference No.	Mfg Code	Fig No.	Reference Designation	Reference No.	Mfg Code	Fig No.	Reference Designation
SM-B-617939-3	80063	3	A1A1H459-460	SM-B-618497	80063	3	A1A1A2
SM-B-617963	80063	6	A1A4A2	SM-B-618502	80063	7	A2P3
SM-B-617996	80063	6	A1A4A3	SM-B-618572	80063	2	A2A5
SM-B-618001	80063	3	A1A1MP60	SM-B-618591	80063	3	A1A1P5
SM-B-618008	80063	3	A1A1MP13	SM-B-618601	80063	4	A1A3A11
SM-B-618014	80063	3	A1A1MP64	SM-B-618627	80063	2	A1A5
SM-B-618018	80063	2	A1A4	SM-B-618631	80063	2	A1A7
SM-B-618033	80063	8	A2A2Q1-C	SM-B-618635	80063	2	A1A6
SM-B-618033	80063	7	A2E2, A2Q1-C	SM-B-618683-4	80063	4	A1A3MP62
SM-B-618070	80063	--	A1A4MP80	SM-B-618683-4	80063	6	A1A4MP150
SM-B-618073	80063	6	A1A4MP79	SM-B-618729	80063	--	A1A4MP80
SM-B-618148	80063	4,5	A1A3A3	SM-B-618769	80063	7	A2A4
SM-B-618180	80063	2	A1A12	SM-B-618836	80063	1	MP1
SM-B-618257-2	80063	3	A1A1H19-21	SM-B-618836-3	80063	1	MP1
SM-B-618257-2	80063	2	A1H395-398	SM-B-618862	80063	2	A1MP36
SM-B-618278	80063	2	A1A9, 15	SM-B-618864	80063	6	A1A4MP78
SM-B-618281	80063	6	A1A4MP76	SM-B-632009	80063	2	A1A11, 13
SM-B-618332	80063	--	A1A3A10	SM-B-632015	80063	9	A2A1A1
SM-B-618338	80063	4,5	A1A3MP71	SM-B-632021	80063	7	A2A5A1
SM-B-618340	80063	2	A1A3	SM-B-832024	80063	7	A2A5A2
SM-B-618363	80063	--	A1A3A9	SM-B-632135	80063	--	A1A1MP21
SM-B-618377	80063	5	A1A3A1	SM-B-632139	80063	1	A1
SM-B-618383	80063	4,5	A1A3MP70	SM-B-632140	80063	2	A1A4
SM-B-618385	80063	4,5	A1A3A6	SM-B-632142	80063	2	A1MP75
SM-B-618387	80063	4,5	A1A3MP69	SM-B-632148	80063	2	A2A5
SM-B-618393	80063	1	MP2	SM-B-632150	80063	1	A2
SM-B-618395	80063	6	A1A4MP127	SM-B-632154	80063	7	A2A1
SM-B-618398	80063	3	A1A1MP15	SM-B-632163	80063	--	A2A1A2
SM-B-618419	80063	3	A1A1MP23	SM-B-632186	80063	2	A1A6
SM-B-618430	80063	9	A2A1A2MP87, A2A1MP63, A2A1MP133- 134	SM-B-632189	80063	2	A1A8, 16
				SM-B-632200	80063	2	A1A5
				SM-B-632205	80063	2	A1A8
SM-B-618433	80063	4,5	A1A3A2	SM-B-632216	80063	2	A1A7
SM-B-618440	80063	1	A2A2	SM-B-632278	80063	9	A2A1A2A2
SM-B-618442	80063	8	A2A2MP168	SM-B-632296	80063	--	A1A3W1-4
SM-B-618464	80063	7	A2A5MP177	SM-B-632322	80063	6	A1A4A3
SM-B-618466	80063	7,8	A2A5MP191-192	SM-B-632330	80063	2	A1A10, 14
SM-B-618480	80063	4,5	A1A3A5	SM-B-632334	80063	2	A1A7
SM-B-618485	80063	--	A1A3A8	SM-B-632338	80063	2	A1A4
SM-B-618489	80063	7	A2A5A1	SM-B-632340	80063	1	A1
SM-B-618492	80063	--	A2A5A2	SM-B-692604	80063	1	A2A2

**SECTION IV. INDEX-FEDERAL STOCK NUMBER AND REFERENCE NUMBER CROSS-REFERENCE
TO FIGURE AND REFERENCE DESIGNATION (CONTINUED)**

Reference No.	Mfg Code	Fig No.	Reference Designation	Reference No.	Mfg Code	Fig No.	Reference Designation
SM-B-692644	80063	1	A2	SM-C-617805	80063	3	A1A1S1-A THRU D
SM-B-692691	80063	8	A2A4	SM-C-617814	80063	3	A1A1MP3-5
SM-B-692698	80063	--	AM3A7	SM-C-617837-3	80063	4	A1A3H612-613
SM-B-692714	80063	8	A2A5A1	SM-C-617837-3	80063	2	A1H403-404
SM-B-692719	80063	2	A1A16	SM-C-617837-3	80063	7	A2A2H207, A2H392
SM-B-692739	80063	2	A1A11, 13	SM-C-617837-3	80063	7,6	A2A2H375-377, 388-389
SM-B-692820	80063	8	A2A5A2	SM-C-617837-7	80063	4	AM3H574-575
SM-B-692824	80063	8	A2A5MP177	SM-C-617837-7	80063	6	A1A4H123-126, 169-171,230-234, A1A4MP76H9,9A 10, 10A
SM-B-692838	80063	8	A2A2A4	SM-C-617837-7	80063	7,8	A2A2H187-191
SM-B-692842	80063	8	A2A2A3	SM-C-617837-8	80063	1	H346-355
SM-B-692846	80063	2	A2A5	SM-C-617837-8	80063	3	A1A1H438-439
SM-B-692856	80083	8	A2A2A2	SM-C-617837-10	80063	3	A1A1H431
SM-B-692875	80063	6	A1A4MP76	SM-C-617837-12	80063	6	A1A4H469-486
SM-B-692889	80063	2	A1A4	SM-C-617864	80063	3	A1A1MP14
SM-B-692900	80063	1	A1	SM-C-617865	80063	3	A1A1MP25
SM-B-692903	80063	--	A1A4MP147-148	SM-C-617868	80063	3	A1A1MP22
SM-B-692906	80063	8	A2MP9	SM-C-617870-1	80063	3	A1A1MP26
SM-B-692908	80063	8	A2A2MP160	SM-C-617878-1	80063	3	A1A1MP50-51
SM-B-692920	80063	8	A2MP156	SM-C-618016	80063	3	A1A1MP57
SM-B-692923	80063	--	A1A3MP185	SM-C-618017	80063	3	A1A1MP58
SM-B-692925	80063	2	A1A3	SM-C-618047	60063	3	A1A1MP6
SM-B-692935	80063	8	A2A2MP170	SM-C-618048-1	80063	3	A1A1MP17-18
SM-B-692936	80063	8	A2A2MP169	SM-C-618048-2	80063	3	A1A1MP19
SM-B-692938	80063	2	A1MP75	SM-C-618049-2	80063	3	A1A1MP20
SM-B-692946	80063	4	A1A3MP72	SM-C-618053-1	80063	3	A1A1MP107-126
SM-B-692972	80063	8	A2A1	SM-C-618053-4	80063	3	A1A1MP8, 12, 81, 98, 101
SM-B-692974	80063	--	A2A1A2	SM-C-618053-5	80063	3	A1A1MP28-35
SM-B-693005	80063	8	A2A2H523	SM-C-618053-7	80063	3	A1A1MP38
SM-C-596013-15	80063	8	A2MP153-154	SM-C-618056	80063	3	A1A1S5
SM-C-596085-7	80063	8	A2A2MP73-74	SM-C-618063	80063	3	A1A1MP55
SM-C-596378-2	80063	3	A1A1H34	SM-C-618064	80063	3	A1A1MP41
SM-C-596378-19	80063	--	A1A3H582-585	SM-C-618066-1	80063	3	A1A1MP40, 44
SM-C-596378-19	80063	6	A1A4MP76H1-4	SM-C-618066-3	80063	3	A1A1MP36
SM-C-596378-20	80063	6	A1A4H487-522	SM-C-618069	60063	3	A1AM4
SM-C-596378-21	80063	8	A2A2H533-537	SM-C-618077	80063	3	A1A1MP56
SM-C-597677	80063	3	A1A1MP46	SM-C-618218	80063	3	A1A186
SM-C-605921	80063	--	A1A4A1E1	SM-C-618261	80063	3	A1A1S1-E THRU H
SM-C-617360	80063	--	A1A3MP188				
SM-C-617742	80063	7	A2A2MP128-132				
SM-C-617742-2	80063	8	A2A2MP74				
SM-C-617791-4	80063	7,8	A2A2H371,381-385				

**SECTION IV. INDEX-FEDERAL STOCK NUMBER AND REFERENCE NUMBER CROSS-REFERENCE
TO FIGURE AND REFERENCE DESIGNATION (CONTINUED)**

Reference No	Mfg Code	Fig No.	Reference Designation	Reference No.	Mfg Code	Fig No	Reference Designation
SM-C-618262	80063	3	A1A1S2	SM-D-617842-1	80063	3	A1A1MP53
SM-C-618287	80063	6	A1A4W1	SM-D-617860	80063	3	A1A1MP68
SM-C-618425	80063	9	A2A1MP82	SM-D-617871	80063	3	A1A1MP59
SM-C-618441	80063	8	A2A2MP92	SM-D-617880	80063	3	A1A1MP45
SM-C-618441	80063	7	A2MP92	SM-D-617888-1	80063	3	A1A1MP39, 43
S.M-C-618584	80063	7,8	A2A2MP88	SM-D-618010	80063	3	A1A1MP67
SM-C-618584	80063	7	A2MP145	SM-D-618011	80063	3	A1A1MP65
SM-C-618861	80063	8	A2A2MP158-159	SM-D-618067	80063	3	A1A1MP42
SM-C-618861	80063	7	A2MP95-96	SM-D-618443	80063	6	A1A4MP77
SM-C-618868	80063	7, 8	A2A2MP169	SM-D-618535-3	80063	3	A1A1MP11, 66
SM-C-616888	80063	6	A1A4MP137-138	SM-D-618641	80063	6	A1A4W2
SM-C-618889-2	80063	3	A1A1MP16	SM-D-618867	80063	7	A2A2MP97
SM-C-632137	80063	6	A1A4MP139-140	SM-D-632010	80063	6	A1A4A2
SM-C-632138	80063	6	A1A4MP141-142	SM-D-632136-101	80063	3	A1A1MP21MP2
SM-C-632177	80063	6	A1A4MP137-138	SM-D-632136-102	80063	3	A1A1MP21MP1
SM-C-632178	80063	6	A1A4MP139-140	SM-D-692755	80063	8	A2A2MP166
SM-C-632179	80063	6	A1A4MP141-142	SM-D-692873	80063	--	A1A4MP76E1
SM-C-632342	80063	8	A2A2MP161	SM-D-692909	80063	8	A2A2MP97
SM-C-632346	80063	7	A2A2MP85	SM-E-617896	60063	--	A1A1A1
SM-C-632346	80063	8	A2MP157	SM-E-617896-1	80063	3	A1A1A1MP9
SM-C-692567	80063	7,8	A2H247-251	SM-E-617896-2	80063	3	A1A1A1MP10
SM-C-692614	80063	8	A2A2MP165	SM-E-618326-2	80063	--	A1A3MP190
SM-C-692752	80063	8	A2A2MP164	SM-E-618327	80063	--	A1A3MP183-184
SM-C-692753	80063	6	A1A4MP146	SM-E-618337	80063	--	A1A3MP182
SM-C-692771	80063	8	A2A2MP167	SM-E-618424	80063	9	A2A1A2MP89
SM-C-692894	80063	8	A2A2MP128-132	SM-E-618426	80063	--	A2A2MP100
SM-C-692895	80063	8	A2A2H528-532	SM-E-618427	80063	7	A2MP90
SM-C-692922	80063	8	A2MP155	SM-E-692576	80063	--	A2A2MP100
SM-C-692925	80063	5	A1A3MP176	1N4531	80131	3	A1A1CR1-17,19-22
SM-C-692945	80063	4	A1A3MP178-179	1N4532	80131	--	A1A4A1CR1-2
SM-C-692960-2	80063	8	A2A2MP175	2N3792	80131	8	A2A2Q7
SM-C-692960-3	80063	9	A2A1MP172	2N3792	80131	7	A2Q1
SM-C-692960-3	80063	8	A2A2MP173-174, A2MP171	30YY2069	81073	3	A1A1S7
SM-C-692996	80063	8	A2A2E10	70A3115006-480	00011	7,8	A2A5H123-126
SM-C-693186	80063	--	A1A4A1MP196	70A3210434-480	00011	7,8	A2H266
SM-C-693187	80063	--	A1A4A1MP203	70A3215106-480	00011	8	A2H55-56
SM-C-1693188	80063	--	A1A4A1MP201-202	70A3710206-480	00011	7,8	A2A2H315-320
SM-D-595977	80063	3	A1A1MP27	70A3710442-480	00011	2	A1H31-32
SM-D-595979-3	80063	3	A1A1MP7	70A3715010-480	00011	8	A2A2H110
SM-D-617841	80063	3	A1A1MP52	70A3810205-480	00011	3	A1A1H364

**SECTION IV. INDEX-FEDERAL STOCK NUMBER AND REFERENCE NUMBER CROSS-REFERENCE
TO FIGURE AND REFERENCE DESIGNATION (CONTINUED)**

<u>Reference No.</u>	<u>Mfg Code</u>	<u>Fig No.</u>	<u>Reference Designation</u>	<u>Reference No.</u>	<u>Mfg Code</u>	<u>Fig No.</u>	<u>Reference Designation</u>
70A3810205-480	00011	1	H3-12	70A8300203-210	00011	3	A1A1H360-361, 366-367
70A3810206-480	00011	1	H3-12	70A8300403-210	00011	3	A1A1H356-357, 362-363, 366- 367
70A3810210-480	00011	3	A1A1H436-437				
70A3810420-480	00011	8	A2H260-261				

**SECTION V. INDEX-REFERENCE DESIGNATION CROSS-REFERENCE
TO PAGE NUMBER**

Reference Designation	Page No.	Reference Designation	Page No.	Reference Designation	Page No.
A I	7	A1A1H35	9	A1AIH357	11
A1A1	7	A1A1H36	9	A1AIH358	11
A1A1A1	8	A1A1H37	9	A1AIH359	11
A1A1A1MP9	8	A1AIH38	9	A1AIH360	11
A1A1A1MP10	8	A1A1H39	9	A1AIH361	11
A1A1A2	8	A1A1H40	9	A1AIH362	11
A1A1CR1	15	A1AIH41	9	A1AIH363	11
A1A1CR2	15	A1A1H42	10	A1AIH364	13
A1A1CR3	15	A1AIH43	10	A1AIH366	13
A1A1CR4	15	A1A1H44	10	A1A1H367	13
A1A1CR5	15	A1A1H45	11	A1AIH368	13
A1A1CR6	15	A1A1H46	11	A1AIH370	14
A1A1CR7	15	A1AIH48	13	A1A1H421	15
A1A1CR8	15	A1A1H50	13	A1AIH422	15
A1A1CR9	15	A1A1H51	12	A1AIH425	15
A1A1CR10	15	A1A1H52	12	A1AIH426	15
A1A1CR11	12	A1AIH57	12	A1AIH431	8
A1A1CR12	12	A1A1H58	12	A1AIH433	15
A1A1CR13	12	A1A1H59	12	A1AIH436	18
A1A1CR14	12	A1A1H60	12	A1A1H437	18
A1A1CR15	12	A1A1H61	13	A1A1H438	16
A1A1CR16	12	A1A1H105	9	A1AIH439	18
A1A1CR17	12	A1A1H111	9	A1A1H440	10
A1A1CR18	12	A1AIH112	9	A1AIH441	10
A1A1CR19	12	A1A1H117	9	A1AIH442	10
A1A1CR20	12	A1A1H118	9	A1A1H443	10
A1A1CR21	19	A1A1H119	9	A1A1H444	10
A1A1CR22	13	A1A1H120	9	A1A1H445	10
A1A1E1	15	A1A1H121	9	A1A1H448	10
A1AIH19	8	A1AIH122	9	A1AIH449	10
A1AIH20	8	A1AIH127	9	A1AIH450	10
A1A1H21	8	A1A1H128	9	A1AIH451	10
A1AIH22	8	A1A1H129	9	A1AIH458	18
A1AIH23	8	A1A1H130	10	A1AIH459	8
A1A1H24	8	A1A1H131	10	A1AIH460	8
A1AIH25	8	A1A1H132	10	A1AIH461	8
A1AIH26	8	A1A1H235	8	A1AIH462	8
A1AIH27	8	A1A1H323	8	A2AIJ9	18
A1AIH28	8	A1A1H324	8	A1AIJ9-1 thru-12	18
A1AIH29	9	A1AIH325	8	A1A1MP3	7
A1A1H30	9	A1A1H326	8	A1A1MP4	7
A1AIH34	11	A1A1H356	11	A1A1MP5	7

**SECTION V. INDEX-REFERENCE DESIGNATION CROSS-REFERENCE
TO PAGE NUMBER (CONTINUED)**

Reference Designation	Page No.	Reference Designation	Page No.	Reference Designation	Page No.
A1A1MP6	8	A1A1MP36	11	A1A1MP113	10
A1A1MP7	8	A1A1MP37	12	A1A1MP114	10
A1A1MP8	9	A1A1MP38	12	A1A1MP115	10
A1A1MP11	8	A1A1MP39	11	A1A1MP116	10
A1A1MP12	9	A1A1MP40	11	A1A1MP117	10
A1A1MP13	8	A1A1MP41	11	A1A1MP118	10
A1A1MP14	9	A1A1MP42	11	A1A1MP119	10
A1A1MP15	9	A1A1MP43	11	A1A1MP120	10
A1A1MP16	9	A1A1MP44	11	A1A1MP121	10
A1A1MP17	9	A1A1MP45	11	A1A1MP122	13
A1A1MP18	9	A1A1MP46	12	A1A1MP123	13
A1A1MP19	9	A1A1MP47	12	A1A1MP124	13
A1A1MP20	9	A1A1MP48	12	A1A1MP125	13
A1A1MP21	18	A1A1MP49	12	A1A1MP126	13
A1A1MP21H1	18	A1A1MP50	12	A1A1P5	18
A1A1MP21H2	18	A1A1MP51	12	A1A1P5-1 thru -52	18
A1A1MP21H3	18	A1A1MP52	12	A1AIR2	14
A1A1MP21H4	18	A1A1MP53	12	A1AIR3	14
A1A1MP21MP1	18	A1A1MP54	13	A1AIR4	14
A1A1MP21MP2	18	A1A1MP55	13	A1AIR5	14
A1A1MP21MP2H1	18	A1A1MP56	13	A1AIR6	14
A1A1MP21MP2H2	18	A1A1MP57	13	A1AIR7	14
A1A1MP21MP2H3	18	A1A1MP58	13	A1AIR8	14
A1A1MP21MP2H4	18	A1A1MP59	13	A1AIR9	14
A1A1MP21MP2H5	18	A1A1MP60	14	A1AIR10	14
A1A1MP21MP2H6	18	A1A1MP61	14	A1AIR11	14
A1A1MP21MP2H7	18	A1A1MP63	13	A1AIR13	15
A1A1MP21MP2H8	18	A1A1MP64	10	A1AIR14	15
A1A1MP22	9	A1A1MP65	15	A1AIR15	15
A1A1MP23	10	A1A1MP66	8	A1AIR16	15
A1A1MP24	8	A1A1MP67	18	A1AA1R17	15
A1A1MP25	10	A1A1MP68	18	A1AIR18	15
A1A1MP26	10	A1A1MP81	10	A1AIR19	15
A1A1MP27	11	A1A1MP98	13	A1AIR20	15
A1A1MP28	11	A1A1MP99	14	A1AIR21	15
A1A1MP29	11	A1A1MP101	10	A1AIR22	13
A1A1MP30	11	A1A1MP107	9	A1AIR24	14
A1A1MP31	11	A1A1MP108	9	A1AIR25	14
A1A1MP32	11	A1A1MP109	9	A1AIR26	14
A1A1MP3s	11	A1A1MP110	10	A1AIR27	14
A1A1MP34	11	A1A1MP111	10	A1AIR28	14
A1A1MP35	11	A1A1MP112	10	A1AIR29	14

**SECTION V. INDEX-REFERENCE DESIGNATION CROSS-REFERENCE
TO PAGE NUMBER (CONTINUED)**

Reference Designation	Page No.	Reference Designation	Page No.	Reference Designation	Page No.
A1AIR30	14	A1A3C19	22	A1A3H81	19
A1AIR31	14	A1A3C20	22	A1A3H82	19
A1A1R43	8	A1A3C26	21	A1A3H83	19
A1AIR44	8	A1A3C27	21	A1A3H84	19
A1A1S1A	14	A1A3C35	23	A1A3H85	19
A1A1S1B	14	A1A3C36	23	A1A3H86	19
A1A1S1C	14	A1A3C37	23	A1A3H87	19
A1A1S1D	14	A1A3C38	23	A1A3H88	19
A1A1S1E	14	A1A3C39	23	A1A3H89	19
A1A1S1F	14	A1A3C40	23	A1A3H90	19
A1A1S1G	14	A1A3C41	23	A1A3H91	19
A1A1S1H	14	A1A3C42	23	A1A3H92	19
A1A1S2	15	A1A3C49	23	A1A3H93	19
A1A1S3	12	A1A3C44	23	A1A3H94	19
A1A1S4	13	A1A3C45	23	A1A3H95	19
A1A1S5	13	A1A3C46	23	A1A3H96	19
A1A1S6	13	A1A3C47	22	A1A3H97	19
A1A1S7	8	A1A3E43	23	A1A3H98	19
A1A3	18	A1A3E44	23	A1A3H99	19
A1A3A1	20	A1A3E45	23	A1A3H100	19
A1A3A2	19	A1A3E52	21	A1A3H101	19
A1A3A3	19	A1A3E53	22	A1A3H102	19
A1A3A4	19	A1A3E60	22	A1A3H103	19
A1A3A5	20	A1A3E66	21	A1A3H104	19
A1A3A6	20	A1A3E67	21	A1A3H106	19
A1A3A7	21	A1A3E73	24	A1A3H107	19
A1A3A8	22	A1A3H62	19	A1A3H108	19
A1A3A9	22	A1A3H63	19	A1A3H109	19
A1A3A10	23	A1A3H64	19	A1A3H113	22
A1A3A11	24	A1A3H65	19	A1A3H114	22
A1A3A3Y1	19	A1A3H66	19	A1A3H195	22
A1A3CR3	21	A1A3H67	19	A1A3H341	19
A1A3CR4	21	A1A3H68	19	A1A3H342	19
A1A3CR6	21	A1A3H69	19	A1A3H343	19
A1A3CR7	21	A1A3H70	19	A1A3H344	19
A1A3CR6	21	A1A3H71	19	A1A3H345	19
A1A3CR9	21	A1A3H72	19	A1A3H424	19
A1A3CR10	21	A1A3H73	19	A1A3H427	19
A1A3CR11	21	A1A3H74	19	A1A3H428	19
A1A3C4	23	A1A3H75	19	A1A3H429	19
A1A3C5	23	A1A3H76	19	A1A3H430	19
A1A3C12	22	A1A3H77	19	A1A3H570	20
A1A3C13	22	A1A3H80	19	A1A3H571	20

**SECTION V. INDEX-REFERENCE DESIGNATION CROSS-REFERENCE
TO PAGE NUMBER (CONTINUED)**

Reference Designation	Page No.	Reference Designation	No.	Reference Designation	Page No.
A1A3H572	20	A1A3H614	24	A1A3MP190	24
A1A3F573	20	A1A3H615	24	A1A3P6	23
A1A3H574	20	A1A3H616	24	A1A3P6-1 thru -10	23
A1A3H5	20	A1A3H617	24	A1A3P12	20
A1A3H576	20	A1A3H618	24	A1A3R4	20
A1A3H577	20	A1A3H619	24	A1A3R5	20
A1A3H578	20	A1A3H620	24	A1A3R8	20
A1A3H579	20	A1A3H621	24	A1A3R7	20
A1A3H580	20	A1A3H622	24	A1A3R11	20
A1A3H581	20	A1A3H623	24	A1A3W1	23
A1A3H582	21	A1A3J7	20	A1A3W2	22
A1A3H1583	21	A1A3J8	20	A1A3W3	22
A1A3H584	21	A1A3J11	20	A1A3W4	21
A1A3H585	21	A1A3L1	21	A1A4	27
A1A3H586	21	A1A3L2	21	A1A4A1	27
A1A8H587	21	A1A3L3	21	A1A4A1CR1	28
A1A3H588	21	A1A3L5	23	A1A4A1CR2	28
A1A3H589	21	A1A3L9	22	A1A4A1C1	28
A1A3H590	21	A1A3L17	22	A1A4A1C2	26
A1A3H591	21	A1A3L21	21	A1A4A1C3	28
A1A3H592	21	A1A3L23	21	A1A4A1C4	28
A1A3H593	21	A1A3L24	21	A1A4A1C5	28
A1A3H594	22	A1A3L25	21	A1A4A1C6	28
A1A3H595	22	A1A3MP62	19	A1A4A1C7	28
A1A3H596	22	A1A3MP69	16	A1A4A1C8	27
A1A3H597	22	A1A3MP70	19	A1A4A1E1	28
A1A3H598	22	A1A3MP71	19	A1A4AJ16	27
A1A3H599	22	A1A3MP72	20	A1A4A1MP196	27
A1A3H600	22	A1A3MPI04	20	A1A4A1MP197	27
A1A3H601	22	A1A3MP105	20	A1A4A1MP198	27
A1A3H802	22	A1A3MP106	20	A1A4A1MP199	28
A1A3H603	22	A1A3MP176	19	A1A4A1MP200	28
A1A3H604	22	A1A3MP178	20	A1A4A1MP201	28
A1A3H605	22	A1A3MP179	20	A1A4A1MP202	28
A1A3H606	22	A1A3MP182	21	A1A4A1MP203	28
A1A3H607	22	A1A3MP183	21	A1A4A1P19	27
A1A3H608	24	A1A3MP184	22	A1A4A1Q1	27
A1A3H609	24	A1A3MP185	22	A1A4A1Q2	27
A1A3H610	24	A1A3MP186	23	A1A4AIR1	28
A1A3H611	24	A1A3MP187	23	A1A4AIR2	28
A1A3H612	24	A1A3MP188	24	A1A4AIR3	28
A1A3H613	24	A1A3MP189	20	A1A4AIR4	28

**SECTION V. INDEX-REFERENCE DESIGNATION CROSS-REFERENCE
TO PAGE NUMBER (CONTINUED)**

Reference Designation	Page No.	Reference Designation	Page No.	Reference Designation	Page No.
A1A4AIR5	28	A1A4H229	30	A1A4H483	34
A1A4AIR6	28	A1A4H230	29	A1A4H484	34
A1A4A1T1	28	A1A4H231	27	A1A4H485	34
A1A4A2	91	A1A4H232	27	A1A4H486	34
A1A4A3	30	A1A4H233	27	A1A4H487	34
A1A4C28	90	A1A4H234	27	A1A4H488	34
A1A4H123	29	A1A4H236	94	A1A4H489	94
A1A4H124	29	A1A4H237	34	A1A4H490	34
A1A4H125	29	A1A4H238	34	A1A4H491	34
A1A4H126	29	A1A4H239	34	A1A4H492	34
A1A4H155	29	A1A4H240	34	A1A4H493	34
A1A4H156	29	A1A4H241	34	A1A4H494	34
A1A4H157	29	A1A4H242	34	A1A4H495	34
A1A4H158	29	A1A4H243	34	A1A4H496	34
A1A4H163	29	A1A4H244	34	A1A4H497	34
A1A4H164	29	A1A4H245	34	A1A4H498	34
A1A4H165	20	A1A4H246	34	A1A4H499	34
A1A4H166	29	A1A4H247	34	A1A4H500	34
A1A4H167	29	A1A4H454	29	A1A4H501	34
A1A4H168	29	A1A4H455	29	A1A4H502	34
A1A4H169	29	A1A4H456	29	A1A4H503	34
A1A4H170	29	A1A4H457	29	A1A4H504	34
A1A4H171	29	A1A4H463	34	A1A4H505	34
A1A4H199	29	A1A4H464	34	A1A4H506	34
A1A4H200	29	A1A4H465	34	A1A4H507	34
A1A4H201	29	A1A4H466	34	A1A4H508	34
A1A4H202	29	A1A4H467	34	A1A4H508	34
A1A4H209	29	A1A4H468	34	A1A4H510	34
A1A4H210	29	A1A4H469	34	A1A4H511	34
A1A4H211	29	A1A4H470	34	A1A4H512	34
A1A4H212	29	A1A4H471	34	A1A4H513	34
A1A4H213	27	A1A4H472	34	A1A4H514	34
A1A4H214	27	A1A4H473	34	A1A4H515	34
A1A4H216	29	A1A4H474	34	A1A4H516	34
A1A4H219	29	A1A4H475	34	A1A4H517	34
A1A4H220	29	A1A4H476	34	A1A4H518	34
A1A4H221	29	A1A4H477	34	A1A4H519	34
A1A4H224	30	A1A4H478	34	A1A4H520	34
A1A4H225	30	A1A4H479	34	A1A4H521	34
A1A4H226	90	A1A4H480	34	A1A4H522	34
A1A4H227	30	A1A4H481	34	A1A4J5	29
A1A4H228	30	A1A4H482	34	A1A4J5-1 thru -52	29

**SECTION V, INDEX-REFERENCE DESIGNATION CROSS-REFERENCE
TO PAGE NUMBER (CONTINUED)**

Reference Designation	Page No.	Reference Designation	Page No.	Reference Designation	Page No.
A1A4J12	30	A1A4P10	30	A1H145	24
A1A4J19	28	A1A4P11	30	A1H146	24
A1A4MP76	29	A1A4P18	29	A1H147	24
A1A4MP76EI	so	A1A4W1	30	AIH148	24
A1A4MP76H1	29	A1A4W2	30	A1H149	24
A1A4MP76H2	29	A1A4XA8	31	A1H150	24
A1A4MP76H3	29	A1A4XA9	31	AIH151	24
A1A4MP76H4	29	A1A4XA10	31	A1H152	24
A1A4MP76H5	30	A1A4XA11	31	AIH153	24
A1A4MP76H6	30	A1A4XA12	31	AIH154	24
A1A4MP76H7	so	A1A4XA13	31	AIH394	7
A1A4MP76H8	so	A1A4XA14	31	AIH395	7
A1A4MP76H9	30	A1A4XA15	31	A1H396	7
A1A4MP76H9A	30	A1A4XA16	31	AIH397	7
A1A4MP76H10	30	A1A5	24	AIH398	7
A1A4MP76H10A	30	A1A6	24	A1H399	18
A1A4MP76J3	29	A1A7	25	AIH400	18
A1A4MP76J3-1 thru -38	30	A1A8	25	AIH401	18
A1A4MP76J6	so	A1A9	25	AIH403	18
A1A4MP78J6-1 thru -11	30	A1A10	25	AIH404	18
A1A4MP76R10	29	A1A11	25	AIH407	18
A1A4MP76XA2	29	A1A12	27	A1H408	18
A1A4MP77	29	A1A13	27	AIH409	18
A1A4MP78	29	A1A14	25	AIH410	24
A1A4MP79	30	A1A15	25	A1H411	24
A1A4MP80	34	A1A16	25	AIH412	24
A1A4MP127	29	A1H31	7	A1H413	24
A1A4MP137	31	A1H32	7	A1H414	24
A1A4MP138	31	A1H33	7	AIH415	24
A1A4MP139	31	A1H47	7	AIH416	24
A1A4MP140	31	A1H133	24	A1H417	24
A1A4MP141	31	AIH134	24	AIH418	24
A1A4MP142	31	A1H135	24	AIH419	24
A1A4MP146	30	A1H136	24	A1H420	24
A1A4MP147	31	A1H137	24	A1H434	24
A1A4MP148	31	A1H138	24	A1H435	24
A1A4MP150	30	A1H139	24	AIH446	24
A1A4MP193	30	AIH140	24	A1H452	24
A1A4P7	30	AIH141	24	A1H453	24
A1A4P8	27	A1H142	24	A1MP75	24
A1A4P9-1 thru -12	27	A1H143	24	A1MP136	24
		A1H144	24	A2	34

**SECTION V. INDEX-REFERENCE DESIGNATION CROSS-REFERENCE
TO PAGE NUMBER (CONTINUED)**

Reference Designation	Page No.	Reference Designation	Page No.	Reference Designation	Page No.
A2A1	44	A2A2C18	50	A2A2H308	48
A2A1A1	44	A2A2C20	50	A2A2H309	48
A2A1A2	45	A2A2C22	50	A2A2H310	48
A2A1A2A2	45	A2A2C24	49, 50	A2A2H311	46
A2A1A2C1	45	A2A2C26	49, 50	A2A2H312	53
A2A1A2C3	45	A2A2C28	50	A2A2H315	53
A2A1A2H298	45	A2A2C30	50	A2A2H316	53
A2A1A2MP86	46	A2A2C32	50	A2A2H317	53
A2A1A2MP87	45	A2A2C39	50	A2A2H318	53
A2A1A2MP89	45	A2A2C45	53	A2A2H319	53
A2A1A2P4	45	A2A2C46	48	A2A2H320	53
A2A1A2Q1	45	A2A2C47	48	A2A2H321	52
A2A1C1	44	A2A2C48	48	A2A2H322	52
A2A1C2	44	A2A2E1	53	A2A2H327	53
A2A1H287	44	A2A2E10	48	A2A2H328	53
A2A1H288	44	A2A2F1	53	A2A2H329	53
A2A1H289	44	A2A2H53	49	A2A2H330	53
A2A1H290	44	A2A2H54	49	A2A2H331	53
A2A1H291	44	A2A2H110	51	A2A2H332	53
A2A1H292	44	A2A2H182	50	A2A2H333	52
A2A1H293	44	A2A2H183	50	A2A2H334	52
A2A1H295	44	A2A2H184	50	A2A2H335	52
A2A1H296	44	A2A2H185	50	A2A2H336	52
A2A1MP82	44	A2A2H186	50	A2A2H337	53
A2A1MP83	44	A2A2H187	50	A2A2H338	53
A2A1MP84	44	A2A2H188	50	A2A2H339	53
A2A1MP133	44	A2A2H189	50	A2A2H340	53
A2A1MP134	44	A2A2H190	50	A2A2H371	49
A2A1MP172	45	A2A2H191	50	A2A2H372	49
A2A1MP204	44	A2A2H192	52	A2A2H373	49
A2A1P15	45	A2A2H193	52	A2A2H374	49
A2A1P15-1 thru -2	45	A2A2H194	52	A2A2H375	49
A2A2	47	A2A2H207	52	A2A2H376	49
A2A2A1	49	A2A2H208	52	A2A2H377	49
A2A2A2	50	A2A2H230	51	A2A2H378	49
A2A2A3	51	A2A2H231	51	A2A2H379	49
A2A2A4	51	A2A2H232	51	A2A2H380	49
A2A2A5	51	A2A2H233	51	A2A2H381	50
A2A2C3	49	A2A2H234	51	A2A2H382	50
A2A2C4	49	A2A2H305	48	A2A2H383	50
A2A2C14	50	A2A2H306	48	A2A2H384	50
A2A2C16	50	A2A2H307	48	A2A2H385	50

**SECTION V. INDEX-REFERENCE DESIGNATION CROSS-REFERENCE
TO PAGE NUMBER (CONTINUED)**

Reference Designation	Page No.	Reference Designation	Page No.	Reference Designation	Page No.
A2A2H386	51	A2A2J4	52	A2A2Q1	49
A2A2H387	51	A2A2J15	48	A2A2Q1-6	49
A2A2H388	51	A2A2J15-lthru -2	48	A2A2Q2	50
A2A2H389	51	A2A2J16	48	A2A2Q3	50
A2A2H390	51	A2A2J16-lthru -3	48	A2A2Q4	50
A2A2H391	51	A2A2J17	49	A2A2Q5	50
A2A2H392	48	A2A2J17-1 thru -14	49	A2A2Q6	50
A2A2H523	52	A2A2K1	48	A2A2Q7	48
A2A2H528	51	A2A2MP73	49	A2A2XF1	53
A2A2H529	51	A2A2MP74	49	A2A2XF1MP102	53
A2A2H530	51	A2A2MP85	52	A2A2XF1MP103	53
A2A2H531	51	A2A2MP88	52	A2A2Z1	49
A2A2H532	51	A2A2MP91	49	A2A4	41
A2A2H533	51	A2A2MP92	53	A2A5	34
A2A2H534	51	A2A2MP97	52	A2A5A1	34
A2A2H535	51	A2A2MP100	53	A2A5A1R33	"35, 36
A2A2H536	51	A2A2MP128	51	A2A5A2	36
A2A2H537	51	A2A2MP129	51	A2A5A2R6	38
A2A2H538	51	A2A2MP130	51	A2A5A2R7	39, 40
A2A2H539	51	A2A2MP131	51	A2A5A2R23	37
A2A2H540	51	A2A2MP132	51	A2A5A2R27	40, 41
A2A2H541	51	A2A2MP158	52	A2A5H115	36
A2A2H542	51	A2A2MP159	59	A2A5H116	36
A2A2H543	51	A2A2MP160	52	A2A5H123	34
A2A2H544	51	A2A2MP161	47	A2A5H124	34
A2A2H545	52	A2A2MP162	48	A2A5H125	34
A2A2H546	52	A2A2MP163	52	A2A5H126	34
A2A2H547	52	A2A2MP164	48	A2A5H159	36
A2A2H548	52	A2A2MP165	53	A2A5H160	36
A2A2H549	52	A2A2MP166	53	A2A5MP177	36
A2A3H550	52	A2A2MP167	53	A2A5MP191	36
A2A2H552	49	A2A2MP168	53	A2A5MP192	36
A2A2H553	49	A2A2MP169	48, 52	A2C1	47
A2A2H556	53	A2A2MP170	49	A2C2	46
A2A2H557	53	A2A2MP173	48	A2C3	46
A2A2H558	53	A2A2MP174	48	A2C4	46
A2A2H559	53	A2A2MP175	49	A2C6	41
A2A2H560	53	A2A2MP180	52	A2E1	46
A2A2H561	53	A2A2MP181	52	A2E2	42, 46
A2A2H562	53	A2A2P3	47	A2F1	46
A2A2H563	53	A2A2P3-1 thru -36	47	A2F1 SPARE	47
A2A2J1	52	A2A2P13	48	A2H55	47
A2A2J2	53	A2A2P14	48	A2H56	47

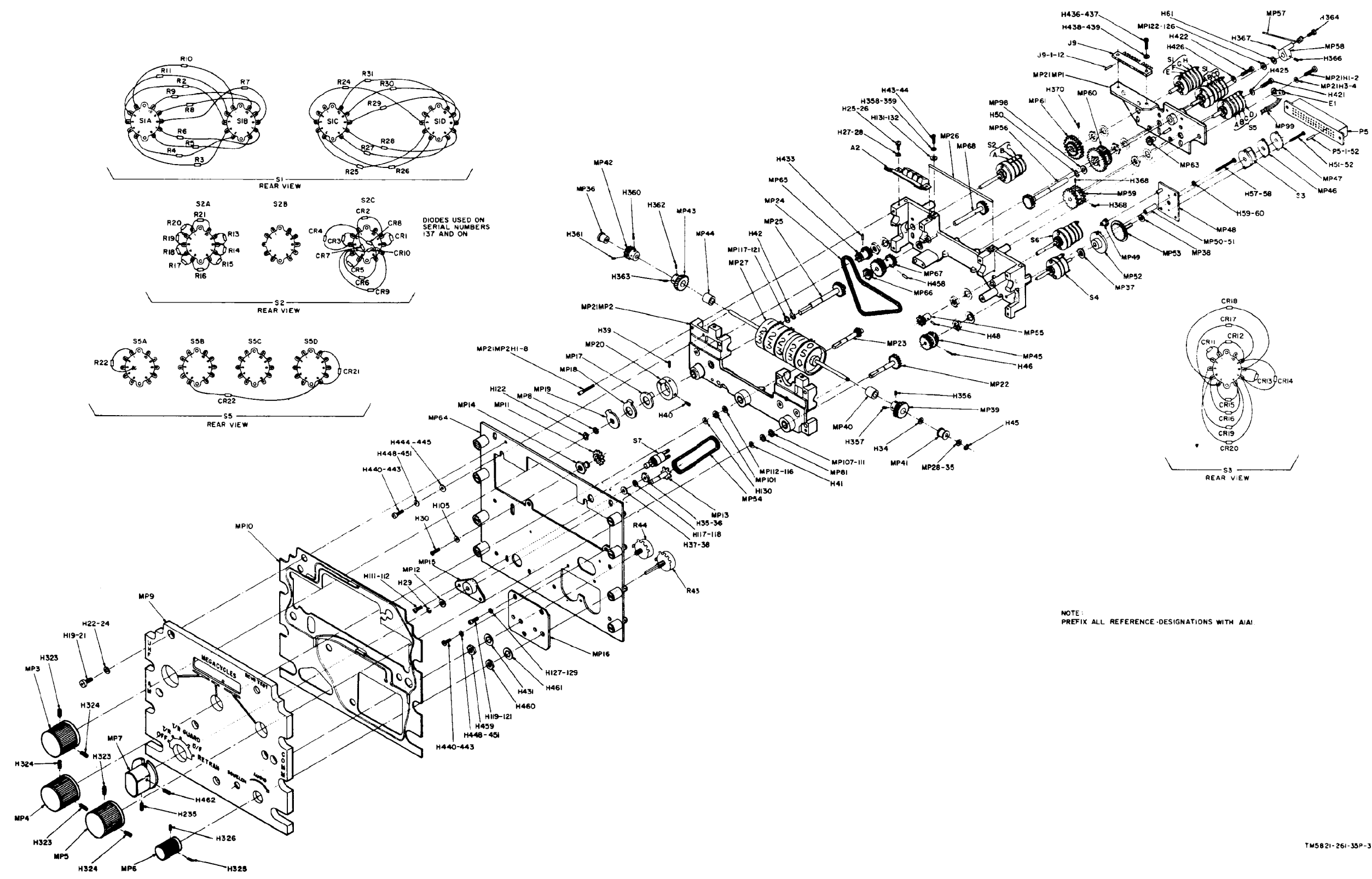


Figure 3. Control, Frequency, Selector A1A1, Exploded View.

**SECTION V. INDEX-REFERENCE DESIGNATION CROSS-REFERENCE
TO PAGE NUMBER (CONTINUED)**

Reference Designation	Page No.	Reference Designation	Page No.	Reference Designation	Page No.
A2H78	47	A2H286	44	A2H567	42
A2H79	47	A2H299	46	A2H568	42
A2H161	42	A2H300	46	A2H569	42
A2H162	42	A2H301	46	A2J1	47
A2H178	44	A2H302	46	A2J2	47
A2H179	44	A2H303	46	A2K1	46
A2H180	44	A2H304	46	A2MP73	46
A2H181	44	A2H305	46	A2MP74	46
A2H248	34	A2H306	46	A2MP90	45
A2H249	34	A2H307	46	A2MP91	46
A2H250	34	A2H308	46	A2MP92	47
A2H251	34	A2H309	46	A2MP93	47
A2H256	34	A2H310	46	A2MP95	42
A2H257	34	A2H311	46	A2MP96	44
A2H258	34	A2H312	46	A2MP143	47
A2H259	34	A2H313	47	A2MP145	42
A2H260	41	A2H314	47	A2MP153	42
A2H261	41	A2H315	47	A2MP154	42
A2H262	41	A2H316	47	A2MP155	42
A2H263	41	A2H317	47	A2MP156	42
A2H264	41	A2H318	47	A2MP157	45
A2H265	41	A2H319	47	A2MP171	42
A2H266	41	A2H320	47	A2MP180	44
A2H267	41	A2H327	47	A2MP181	44
A2H268	41	A2H328	47	A2P3	47
A2H 269	41	A2H329	47	A2P13	42
A2H270	41	A2H330	47	A2P14	42
A2H271	42	A2H331	47	A2P16	42
A2H272	42	A2H332	47	A2P16-1 thru -3	42
A2H273	42	A2H333	47	A2Q1	46
A2H274	42	A2H394	47	A2Q1-C	42
A2H275	42	A2H335	47	A2R1	47
A2H276	42	A2H336	47	A2XF1	46
A2H277	42	A2H337	47	A2XF1MP102	46
A2H278	42	A2H338	47	A2XF1MP103	46
A2H279	42	A2H339	47	A2Z1	42
A2H280	42	A2H340	47	H1	7
A2H281	42	A2H392	46	H2	7
A2H282	42	A2H393	46	H3	7
A2H283	44	A2H564	42	H4	7
A2H284	44	A2H565	42	H5	7
A2H285	44	A2H566	42	H6	7

**SECTION V. INDEX-REFERENCE DESIGNATION CROSS-REFERENCE
TO PAGE NUMBER [CONTINUED]**

<u>Reference Designation</u>	<u>Page No.</u>	<u>Reference Designation</u>	<u>Page No.</u>	<u>Reference Designation</u>	<u>Page No.</u>
H7	7	H346	7	W5	54
H8	7	H349	7	W6	54
H9	7	H350	7	W7	54
H10	7	H351	7	W8	54
H11	7	H352	7	W9	54
H12	7	H353	7	W10	54
H13	7	H354	7	W11	54
H 14	7	H355	7	W12	54
H15	7	MP1	7	W13	54
H16	7	MP2	7	W14	54
H17	7	W1	53	W15	54
H18	7	W2	54	W16	54
H346	7	W3	54	W17	54
H347	7	W4	54	W18	54

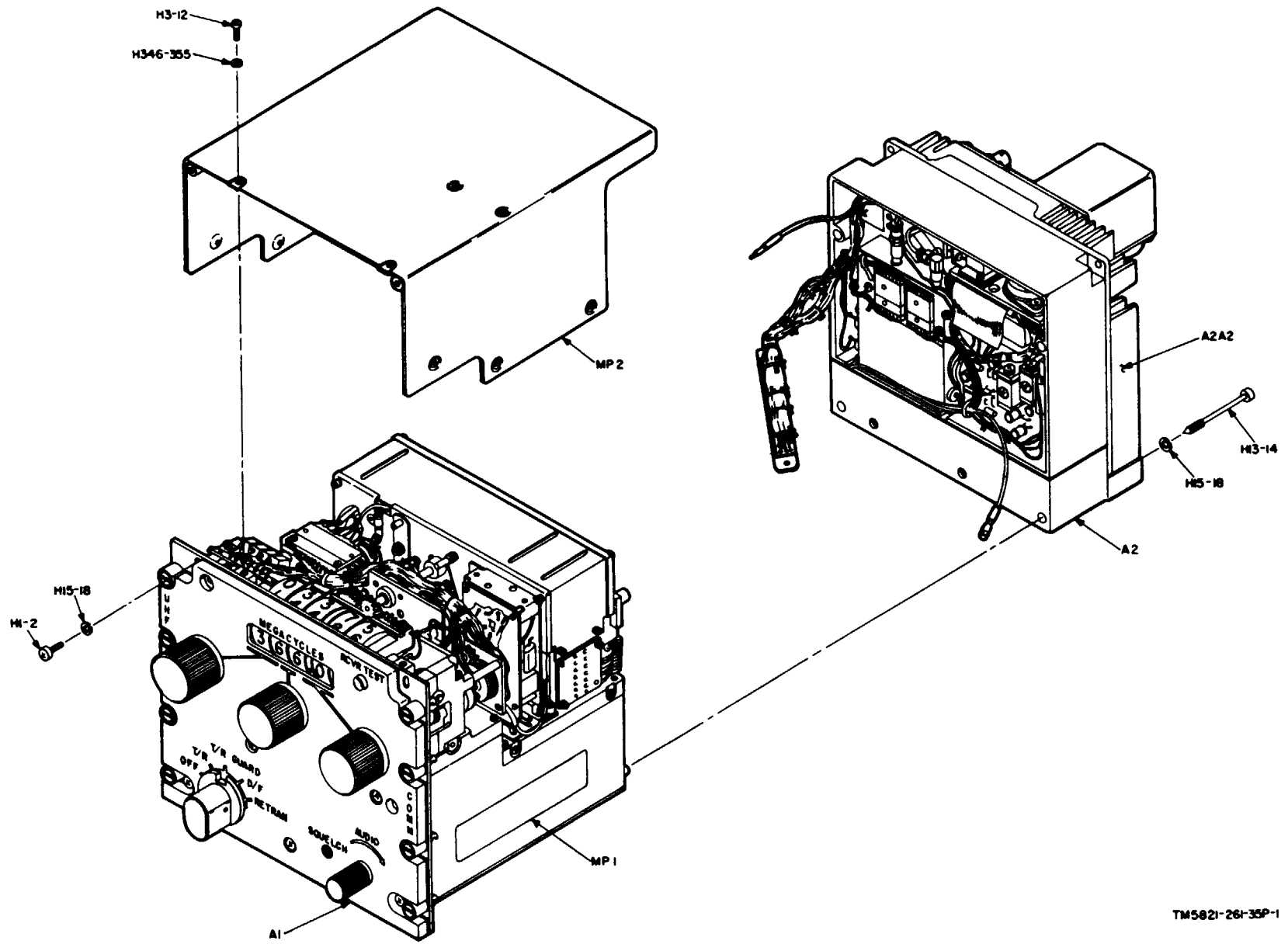


Figure 1. Radio Set AN/ARC-116, Exploded View.

TM5821-261-35P-1

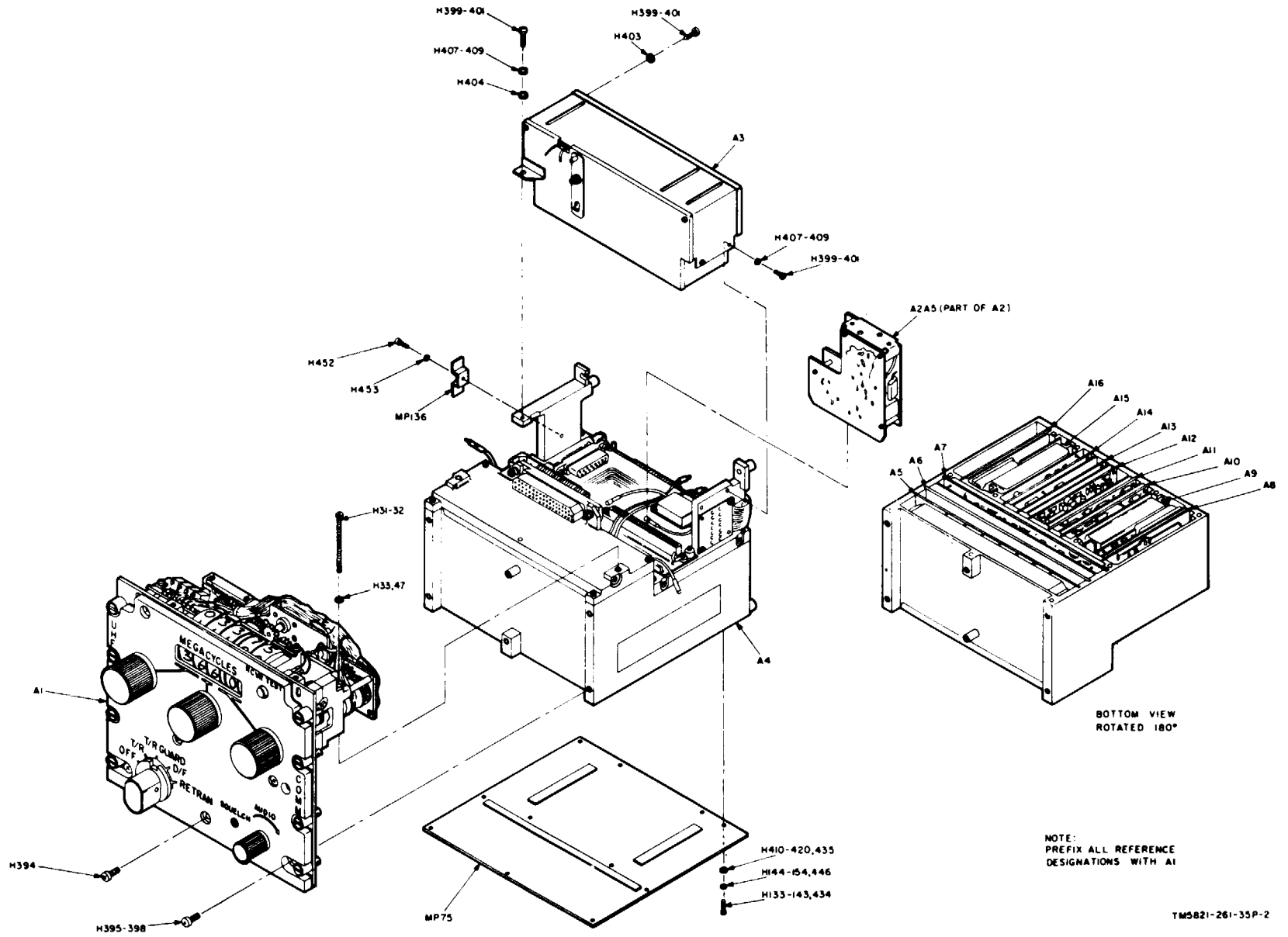
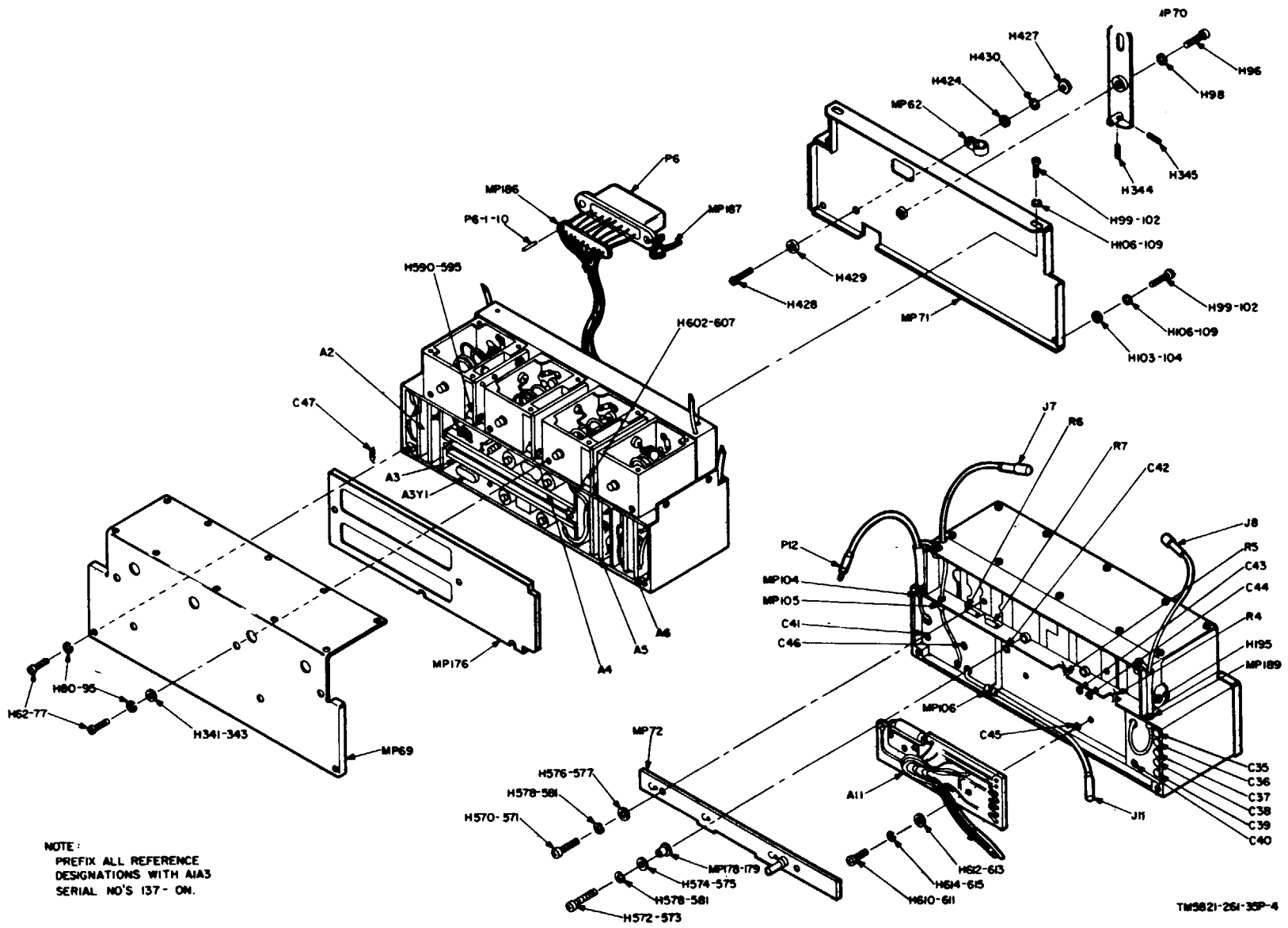


Figure 2. Radio Front, Exploded View.



NOTE:
 PREFIX ALL REFERENCE
 DESIGNATIONS WITH A1A3
 SERIAL NO'S 137 - ON.

TM9821-261-35P-4

Figure 4. R.F. Front End A1A8 (Serial No. 137 and On) Exploded View.

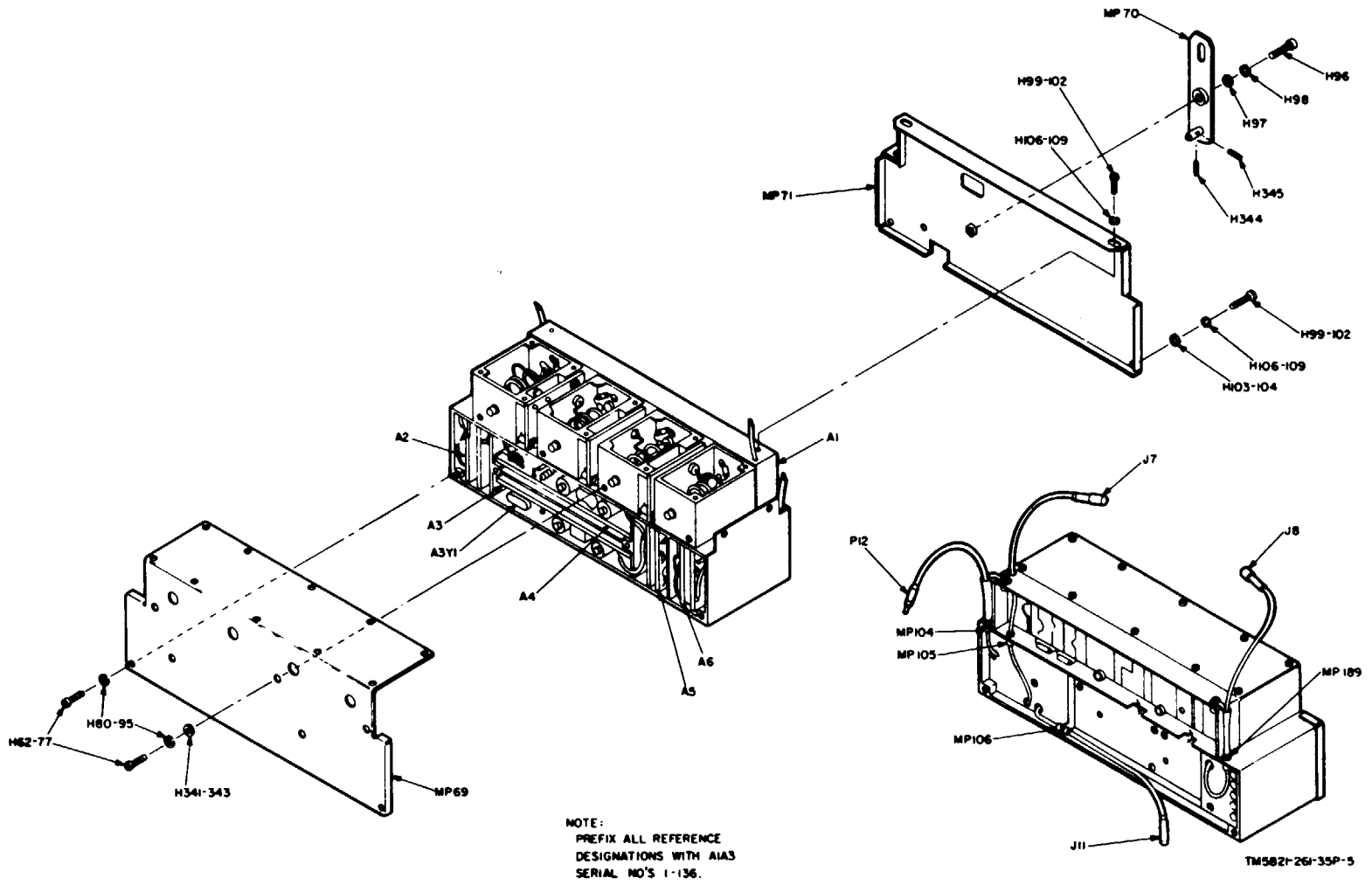


Figure 5. R.F. Front End A1A3 (Serial 1 to 136) Exploded View.

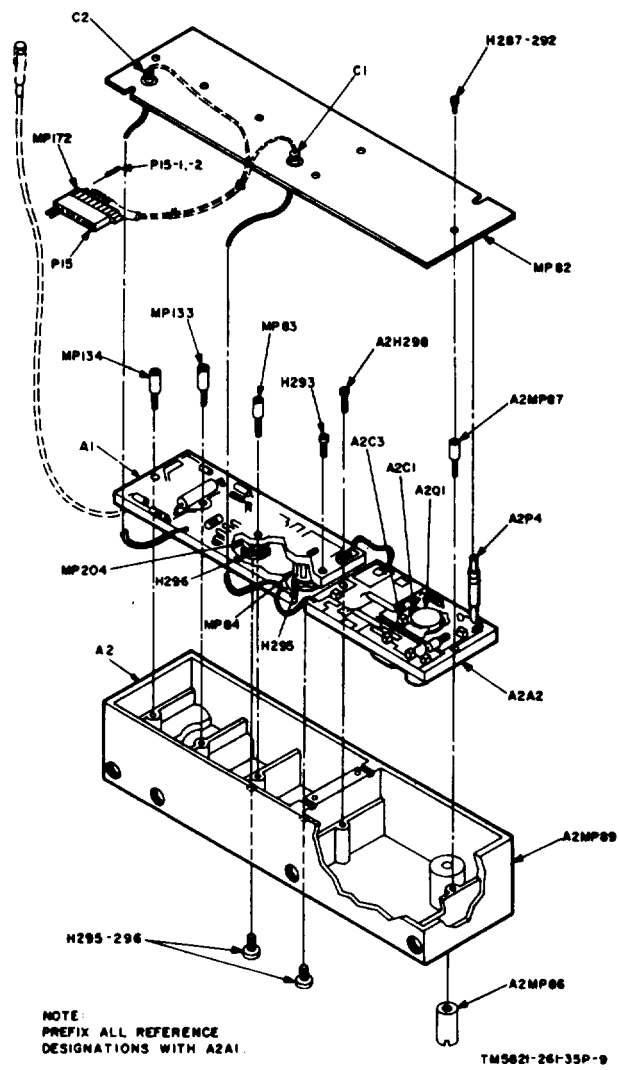


Figure 9. Exciter Assembly A2A1, Exploded View.

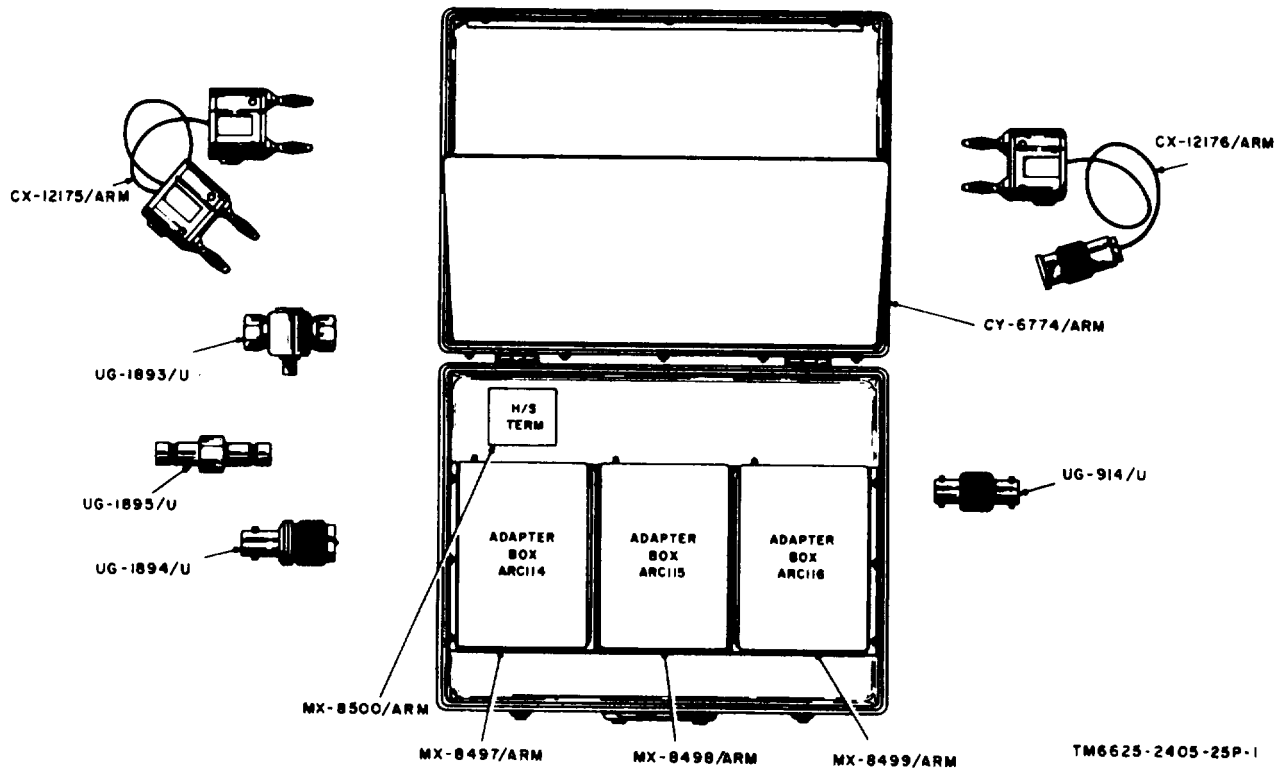
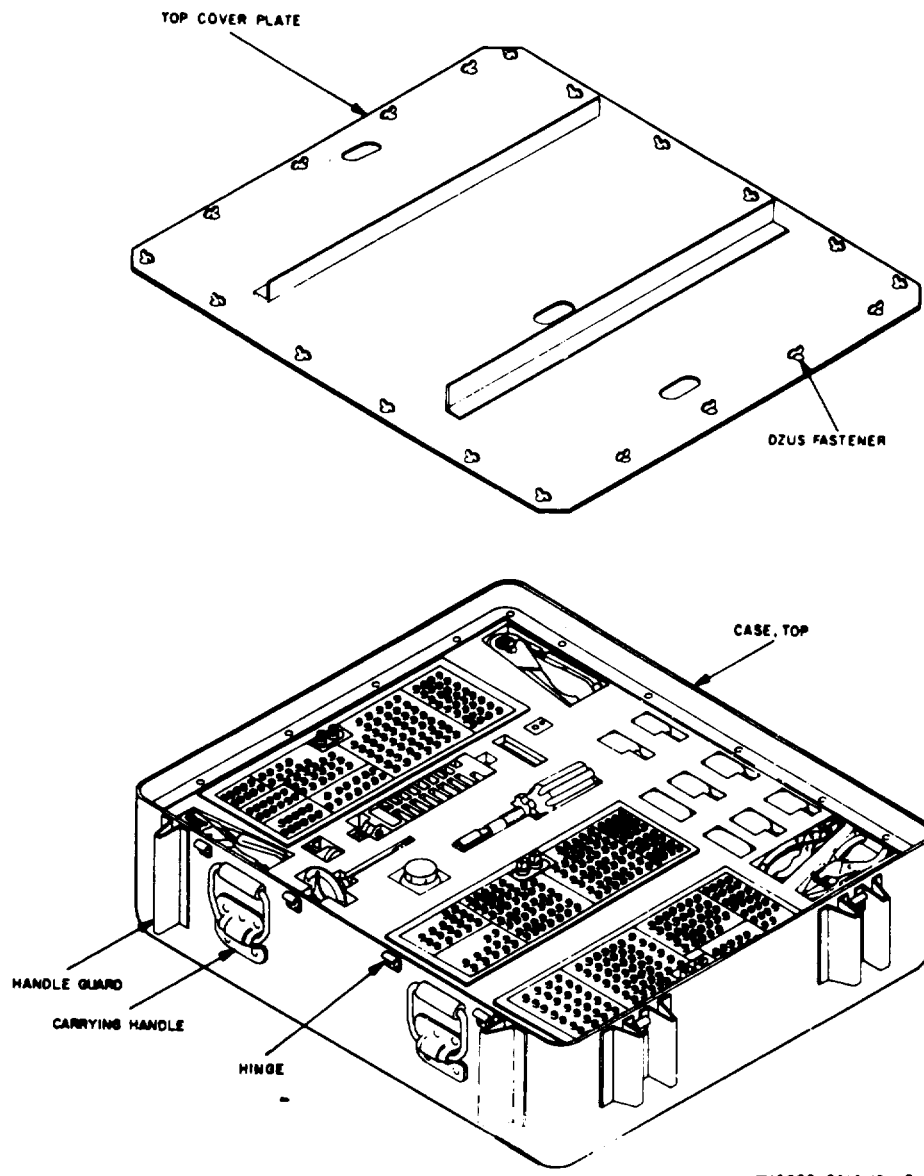


Figure 10. Maintenance Accessories Kit MK-1192/ARM.



TM6625-2414-15-13

Figure 11 (1). Test Facilities Kit MK-1191/AR (Part 1 of 2).

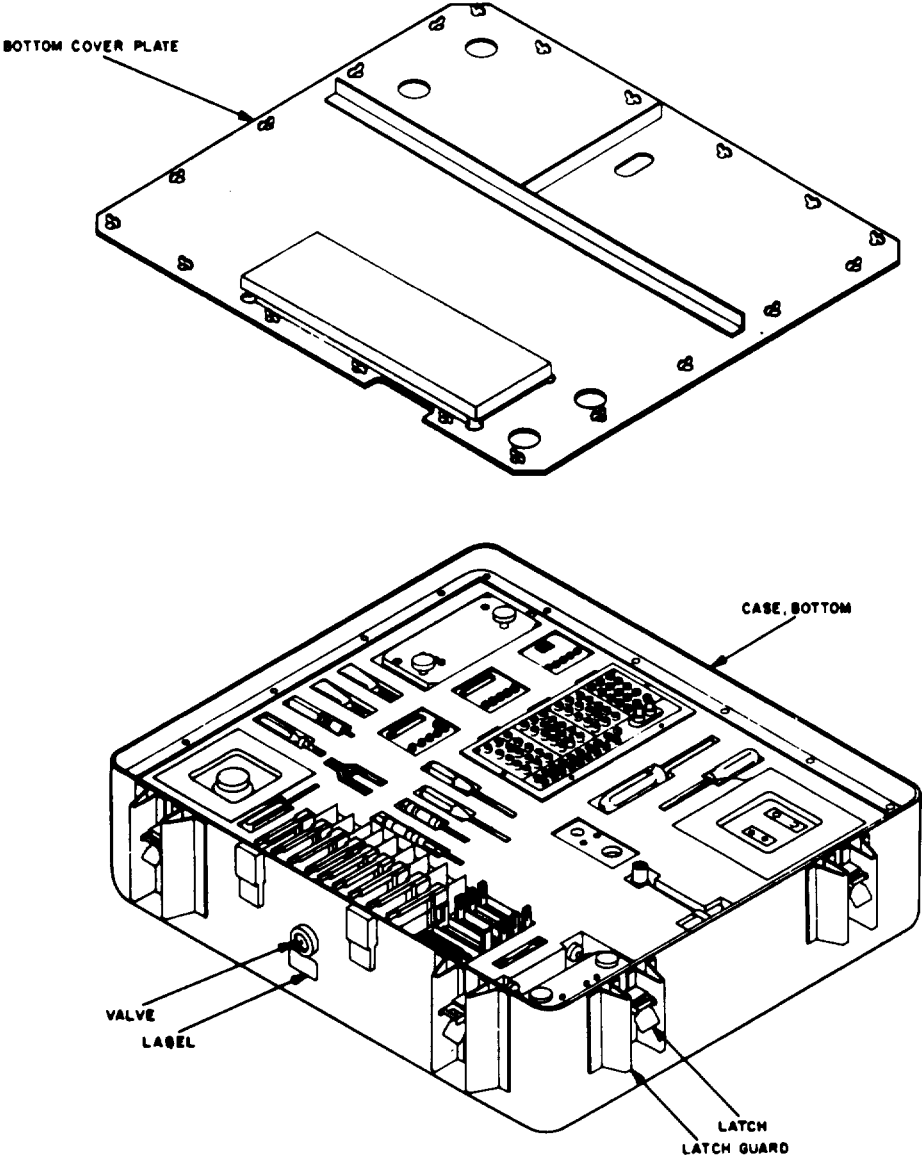
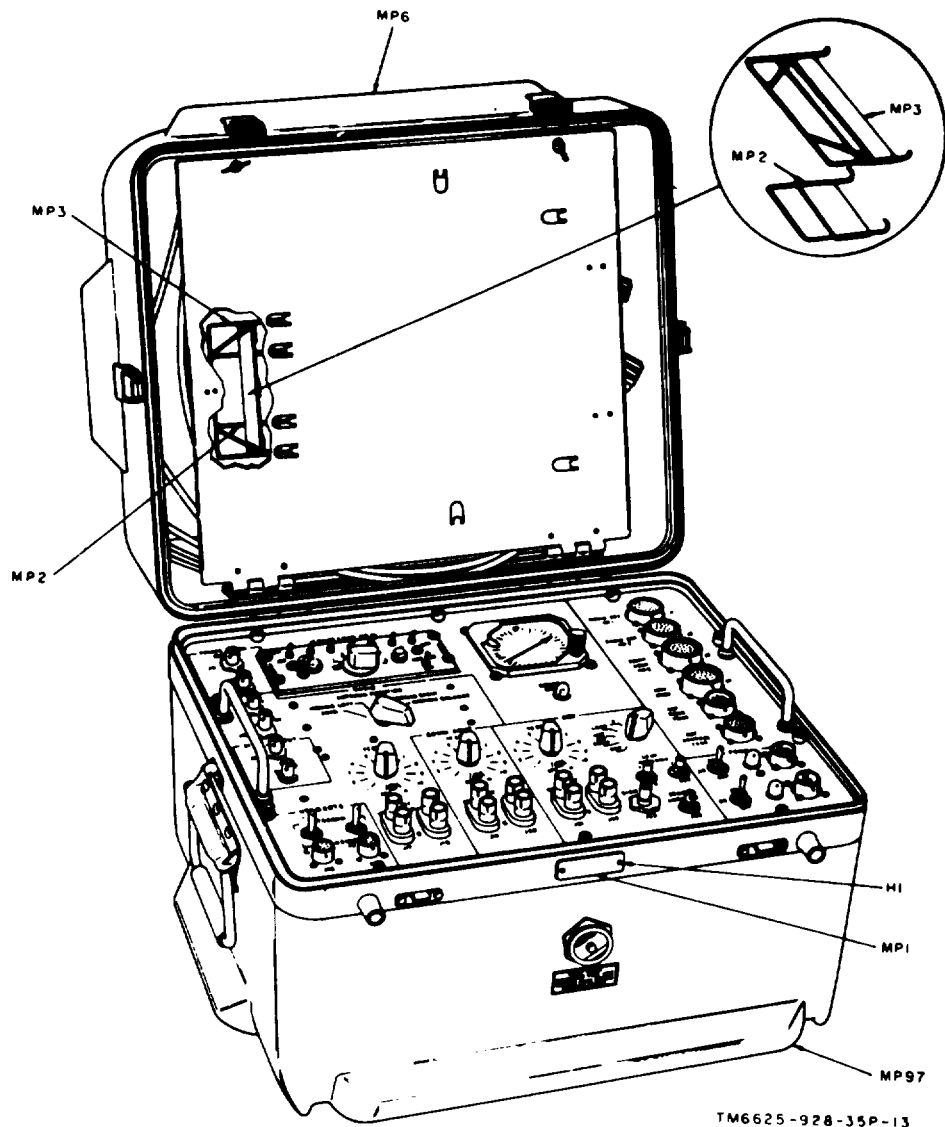
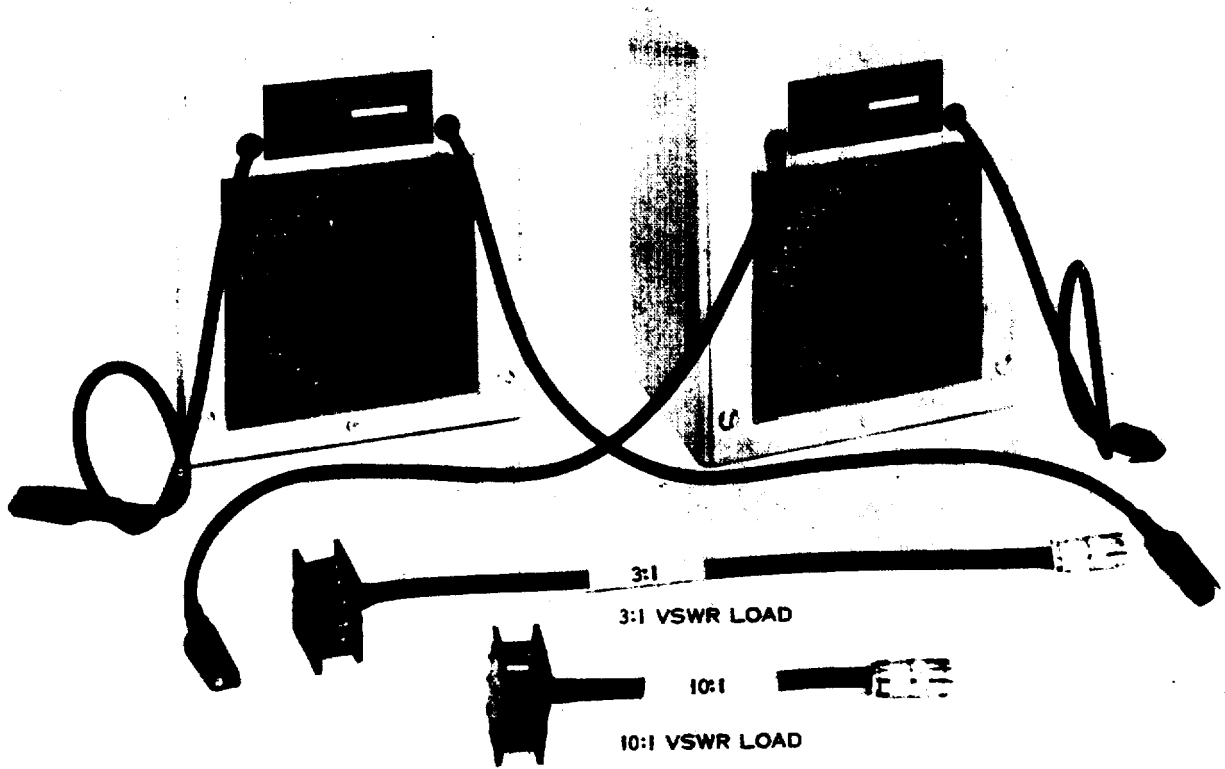


Figure.11 (2). Test Facilities Kit MK-1191/AR (Part 2 Of 2).



TM6625-928-35P-13

Figure 12. Test Facilities Kit MK-994/AR.



TM5821-261-35P-10

Figure 13. Resistance Boxes and VSWR Leads.

By Order of the Secretary of the Army:

W. C. WESTMORELAND,
General, *United States Army*,
Chief of Staff.

Official:

KENNETH G. WICKHAM,
Major General, United States Army,
The Adjutant General.

Distribution:

To be distributed in accordance with DA Form 12X36 (qty rqr block no. 349) requirement for Direct/General support avionics maintenance literature for the OH-6A aircraft.

This fine document...

Was brought to you by me:



[Liberated Manuals -- free army and government manuals](#)

Why do I do it? I am tired of sleazy CD-ROM sellers, who take publicly available information, slap “watermarks” and other junk on it, and sell it. Those masters of search engine manipulation make sure that their sites that sell free information, come up first in search engines. They did not create it... They did not even scan it... Why should they get your money? Why are not letting you give those free manuals to your friends?

I am setting this document FREE. This document was made by the US Government and is NOT protected by Copyright. Feel free to share, republish, sell and so on.

I am not asking you for donations, fees or handouts. If you can, please provide a link to liberatedmanuals.com, so that free manuals come up first in search engines:

<A HREF=<http://www.liberatedmanuals.com/>>Free Military and Government Manuals

- Sincerely
Igor Chudov
<http://igor.chudov.com/>
- [Chicago Machinery Movers](#)