

**TM 11-5821-244-20P**

---

TECHNICAL MANUAL

**ORGANIZATIONAL MAINTENANCE REPAIR PARTS  
AND SPECIAL TOOLS LIST**

**FOR**

**RADIO SET AN/ARC-54  
(NSN 5821-00-082-3598)**

---

HEADQUARTERS, DEPARTMENT OF THE ARMY

27 DECEMBER 1985



TECHNICAL MANUAL

No. 11-5821-244-20P

HEADQUARTERS  
DEPARTMENT OF THE ARMY  
Washington, DC, 27 December 1985

**ORGANIZATIONAL MAINTENANCE REPAIR PARTS  
AND SPECIAL TOOLS LIST**

FOR

**RADIO SET AN/ARC-54  
(NSN 5821-00-082-3598)**

Current as of 22 August 1985

**REPORTING ERRORS AND RECOMMENDING IMPROVEMENTS**

You can help improve this manual. If you find any mistakes or if you know of a way to improve the procedures, please let us know. Mail your letter, DA Form 2028 (Recommended Changes to Publications and Blank Forms), or DA Form 2028-2 located in the back of this manual direct to: Commander, US Army Communications-Electronics Command and Fort Monmouth, ATTN: AMSEL-ME-MP, Fort Monmouth, New Jersey 07703-5007. A reply will be furnished direct to you.

**TABLE OF CONTENTS**

	Page	Illus Figure
Section I. Introduction . . . . .	1	
II. Repair Parts List . . . . .	5	
Group 01 Radio Set AN/ARC-54 . . . . .	5	1
0101 Control, Radio Set C-1636/ARC-54 . . . . .	9	2
0102 Receiver-Transmitter, Radio RT-348/ARC-54 . . . . .	11	3
01020107 R. F. Chassis Subassembly . . . . .	15	4
0102010701 R. F. Chassis . . . . .	19	5
010202 Fixed I F Amplifier . . . . .	21	6
0103 Mounting MT-1535/ARC-54.. . . .	23	7
0104 Connector Assembly . . . . .	25	8
Section III. Special Tools List (Not Applicable)		
IV. National Stock Number and Part Number Index . . . . .	27	

---

\*This manual supersedes TM 11-5821-244-20P, 30 March 1971.



## SECTION I

### INTRODUCTION

#### 1. Scope

This manual lists spares and repair parts; special tools; special test, measurement, and diagnostic equipment (TMDE), and other special support equipment required for performance of organizational maintenance of the Radio Set AN/ARC-54. It authorizes requisitioning and issue of spares and repair parts as indicated by the source and maintenance codes.

#### 2. General

This Repair Parts and Special Tools List is divided into the following sections:

*a. Section II. Repair Parts List.* A list of spares and repair parts authorized for use in the performance of maintenance. The list also includes parts which must be removed for replacement of the authorized parts. Parts lists are composed of functional groups in numeric sequence, with the parts in each group listed in figure and item number sequence.

*b. Section III. Special Tools List.* Not applicable.

*c. Section IV. National Stock Number and Part Number Index.* A list, in National item identification number (NIIN) sequence, of all National stock numbers (NSN) appearing in the listings, followed by a list, in alphameric sequence, of all part numbers appearing in the listings. National stock numbers and part numbers are cross-referenced to each illustration figure and item number appearance.

#### 3. Explanation of Columns

*a. Illustration.* This column is divided as follows:

(1) *Figure number.* Indicates the figure number of the illustration on which the item is shown.

(2) *Item number.* The number used to identify item called out in the illustration.

*b. Source, Maintenance, and Recoverability (SMR) Codes.*

(1) *Source code.* Source codes indicate the manner of acquiring support items for maintenance, repair, or overhaul of end items. Source codes are entered in the first and second positions of the Uniform SMR Code format as follows:

<i>Code</i>	<i>Definition</i>
PA	— Item procured and stocked for anticipated or known usage.
XB	— Item included in both a depot overhaul/repair kit and a maintenance kit.

#### NOTE

Cannibalization or salvage may be used as a source of supply for any items source coded above except those coded XA and aircraft support items as restricted by AR 750-1.

(2) *Maintenance code.* Maintenance codes are assigned to indicate the levels of maintenance authorized to USE and REPAIR support items. The maintenance codes are entered in the third and fourth positions of the Uniform SMR Code format as follows:

(a) The maintenance code entered in the third position will indicate the lowest maintenance level authorized to remove, replace, and use the support item. The maintenance code entered in the third position will indicate one of the following levels of maintenance:

<i>Code</i>	<i>Application/Explanation</i>
O	— Support item is removed, replaced, used at the organizational level.

(b) The maintenance code entered in the fourth position indicates whether the item is to be repaired and identifies the lowest maintenance level with the capability to perform complete repair (i.e., all authorized maintenance functions). This position will contain one of the following maintenance codes:

*Code Application/Explanation*

- O — The lowest maintenance level capable of complete repair of the support item is the organizational level.
- F — The lowest maintenance level capable of complete repair of the support item is the direct support level.
- D — The lowest maintenance level capable of complete repair of the support item is the depot level.
- Z — Nonreparable. No repair is authorized.

(3) *Recoverability code.* Recoverability codes are assigned to support items to indicate the disposition action on unserviceable items. The recoverability code is entered in the fifth position of the Uniform SMR Code format as follows:

*Recoverability*

*Code Definition*

- Z — Nonreparable item. When unserviceable, condemn and dispose at the level indicated in position 3.
- F — Repairable item. When uneconomically repairable, condemn and dispose at the direct support level.
- O — Repairable item. When uneconomically repairable condemn and dispose at the organizational level.
- D — Repairable item. When beyond lower level repair capability, return to depot. Condemnation and disposal not authorized below depot level.

c. *National Stock Number.* Indicates the National stock number assigned to the item and will be used for requisitioning purposes.

d. *Federal Supply Code for Manufacturer (FSCM).* The FSCM is a 5-digit numeric code listed in SB 708-41/42 which is used to identify the manufacturer, distributor, or Government agency, etc.

e. *Part Number.* Indicates the primary number used by the manufacturer (individual, company, firm, corporation, or Government activity), which controls the design and characteristics of the item by means of its engineering drawings, specifications, standards, and inspection requirements to identify an item or range of items.

**NOTE**

When a stock numbered item is requisitioned, the repair part received may have a different part number than the part being replaced.

f. *Description.* Indicates the Federal item name and, if required, a minimum description to identify the item.

g. *Unit of Measure (U/M).* Indicates the standard of the basic quantity of the listed item as used in performing the actual maintenance function. This measure is expressed by a two-character alphabetical abbreviation (e.g., ea, in, pr, etc). When the unit of measure differs from the unit of issue, the lowest unit of issue that will satisfy the required units of measure will be requisitioned.

h. *Quantity incorporated in Unit.* Indicates the quantity of the item used in the breakout shown on the illustration figure, which is prepared for a functional group, subfunctional group, or an assembly.

**4. Special Information**

a. The following publications pertain to the Radio Set AN/ARC-54 and its components:

- TM 11-6625-601-12  
Electronic Equipment, MK-733/ARC-54
- TM 11-6625-601-20P  
Electronic Equipment, MK-733/ARC-54
- TM 11-6625-601-34  
Electronic Equipment, MK-733/ARC-54
- TM 11-6625-601-34P  
Electronic Equipment, MK-733/ARC-54
- TM 11-5821-244-12  
Radio Set, AN/ARC-54
- TM 11-5821-244-34  
Radio Set, AN/ARC-54
- TM 11-5821-244-34P  
Radio Set, AN/ARC-54

b. National stock numbers (NSN's) that are missing from P source coded items have been applied for and will be added to this TM by future change/revision when they are entered in the Army Master Data File (AMDF). Until the NSN's

are established and published, submit exception requisitions to Commander, US Army Communications-Electronics Command, ATTN: AMSEL-MM, Fort Monmouth, NJ 07703-5007 for the part required to support your equipment.

## 5. How to Locate Repair Parts

a. When National stock number or part number is unknown.

(1) *First.* Using the table of contents, determine the functional group within which the item belongs. This is necessary since illustrations are prepared for functional groups and listings are divided into the same groups.

(2) *Second.* Find the illustration covering the functional group to which the item belongs.

(3) *Third.* Identify the item on the illustration and note the illustration figure and item number of the item.

(4) *Fourth.* Using the Repair Parts Listing, find the figure and item number noted on the illustration.

b. When National stock number or part number is known.

(1) *First.* Using the Index of National Stock Numbers and Part Numbers, find the pertinent National stock number or part number. This index is in NIIN sequence followed by a list of part numbers in alphameric sequence, cross-referenced to the illustration figure number and item number.

(2) *Second.* After finding the figure and item number, locate the figure and item number in the repair parts list.

## 6. Abbreviations

Not applicable.

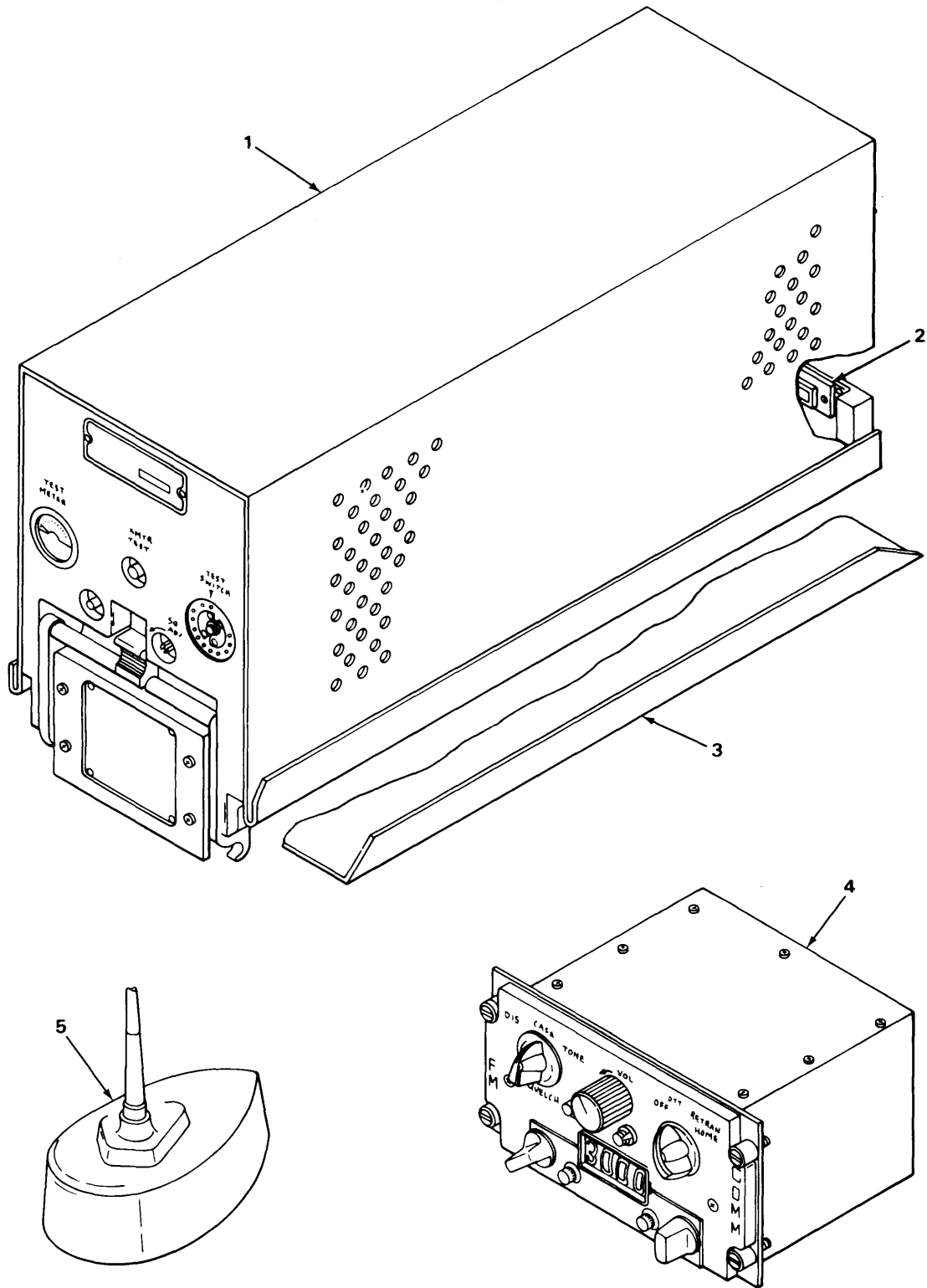
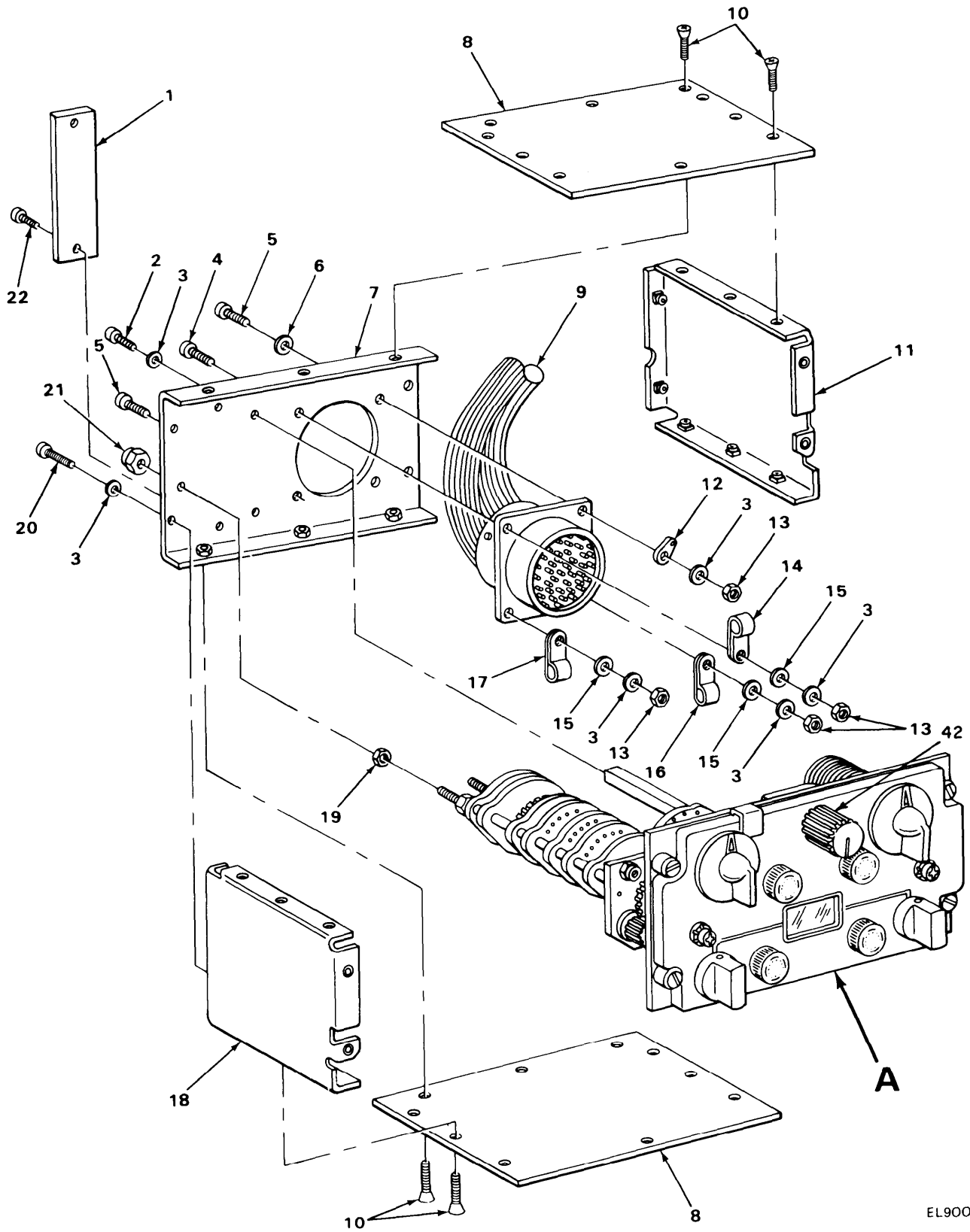


Figure 1. Radio Set AN/ARC-54.



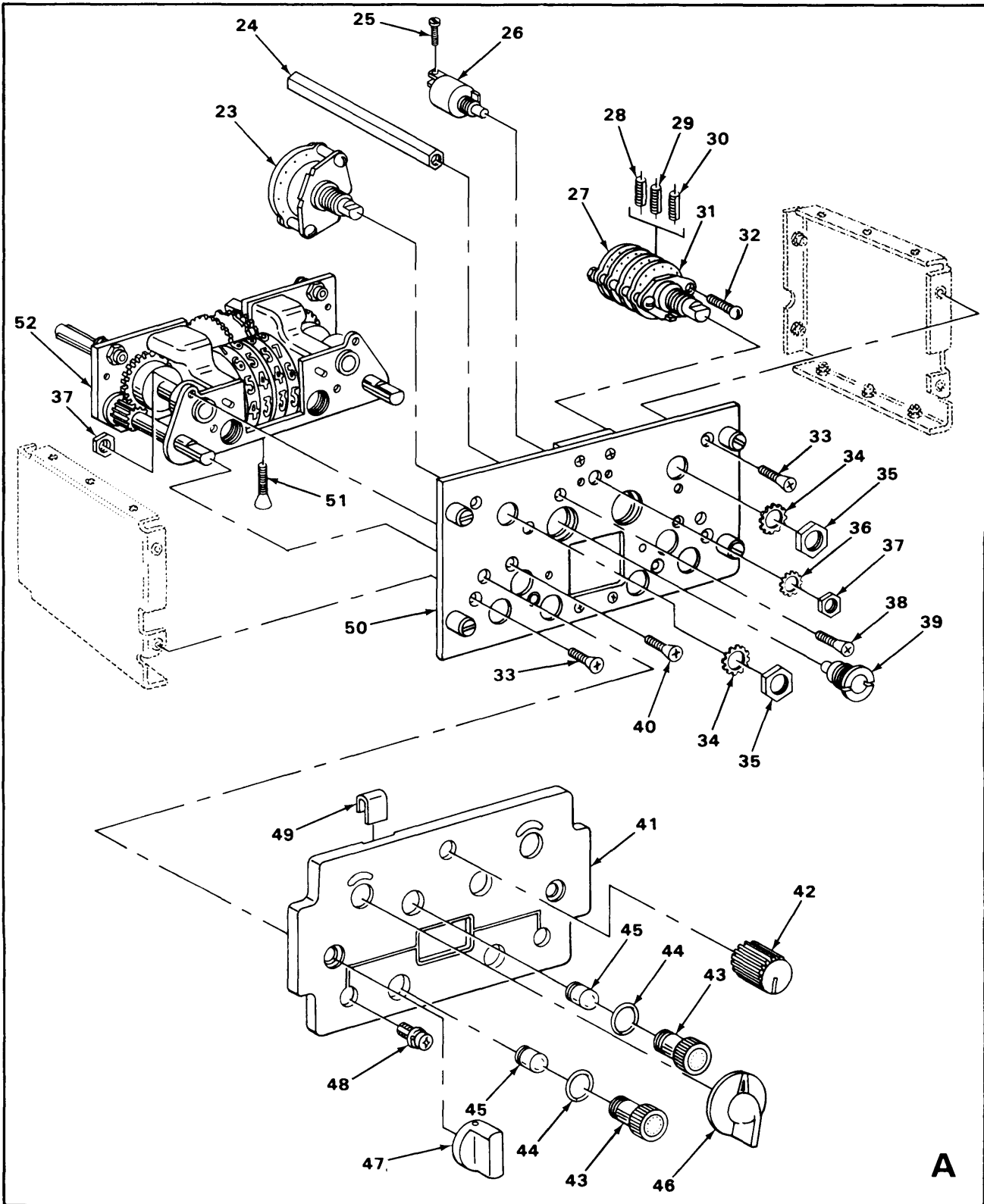
SECTION II				REPAIR PARTS LIST		TM11-5821-244-20P	
(1)	(2)	(3)	(4)	(5)	(6)	(7)	(8)
ILLUSTRATION					DESCRIPTION		QTY
(a)	(b)		NATIONAL				INC
FIG	ITEM	SMR	STOCK	PART		USABLE ON CODE	IN
NO	NO	CODE	NUMBER	FSCM	NUMBER		UNIT
GROUP 01 RADIO SET AN/ARC-54							
1	1	XBOFF		80063	SM-D-549669		EA 1
1	2	PAOFF	5935-00-695-4914	80063	SMB504709		EA 1
1	3	XBOFF		80063	SM-B-506292		EA 1
1	4	XBOFF		80063	SM-B-506294		EA 1
1	5	XBOFF		80063	SM-B-381497		EA 1





EL900002

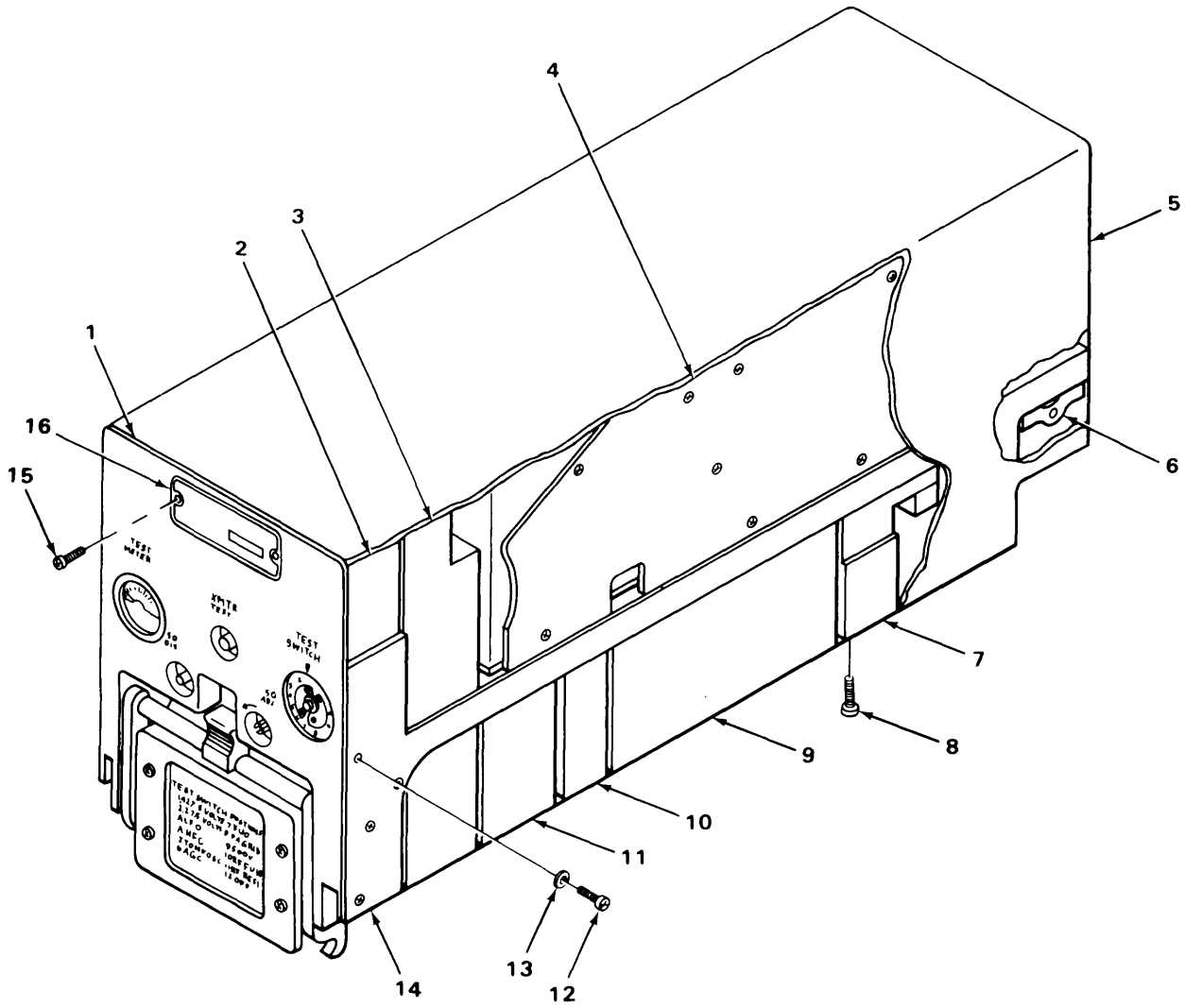
Figure 2. Control, Radio Set C-1636/ARC-54 (Sheet 1 of 2).



EL900003

Figure 2. Control, Radio Set C-1636/ARC-54 (Sheet 2 Of 2).

SECTION II			TM11-5821-244-20P					
(1)	(2)	(3)	(4)	(5)	(6)	(7)	(8)	
ILLUSTRATION					DESCRIPTION		QTY	
(a)	(b)	NATIONAL					INC	
FIG	ITEM	STOCK		PART		USABLE ON CODE	IN	
NO	NO	NUMBER	FSCM	NUMBER			UNIT	
					GROUP 0101 CONTROL, RADIO SET C-1636/ ARC/54			
2	42	PAOZZ 5355-00-728-3157	80063	SMC504181	KNOB		EA	1
2	43	XBOZZ	80063	SM-C-504056	HOLDER		EA	2
2	44	PAOZZ 5330-00-585-6663	96906	MS28775-110	PACKING, PREFORMED		EA	4
2	45	PAOZZ 6240-00-155-7836	96906	MS25237-327	LAMP, INCANDESCENT		EA	2
2	46	XBOZZ	80063	SM-C-504294	KNOB		EA	2
2	47	XBOZZ	80063	SM-C-504182	KNOB		EA	2
2	48	XBOZZ	80063	SM-C-504509	FASTENER		EA	2
2	49	XBOZZ	80063	SM-C-504285	CLIP		EA	1



EL900004

Figure 3. Receiver-Transmitter, Radio RT-348/ARC-54.

SECTION II				TM11-5821-244-20P		(6) DESCRIPTION	(7) USABLE ON CODE	(8) QTY INC IN UNIT
(1) ILLUSTRATION (a) FIG NO	(2) (b) ITEM NO	(3) SMR CODE	(3) NATIONAL STOCK NUMBER	(4) FSCM	(5) PART NUMBER			
						GROUP 0102 RECEIVER-TRANSMITTER, RADIO RT-348/ARC-54		
3	1	XBOFF		80063	SM-D-549876	MAIN CHASSIS ASSY	EA	1
3	2	XBOFF		80063	SM-D-549681	SELL CALL MDL ASSY	EA	1
3	3	XBOFF		80063	SM-D-549682	HOMER MDL ASSY	EA	1
3	4	XBOFF		80063	SM-B-549670	RF AMPLIFIER ASSY	EA	1
3	5	XBOZZ		80063	SM-C-549976	COVER ASSEMBLY	EA	1
3	6	XBOZZ		80063	SM-C-549852	TOOL,ADJUSTMENT	EA	1
3	7	XBOFF		80063	SM-D-549683	HARMONIC FILTER MDL	EA	1
3	8	PAOZZ	5305-00-054-5652	96906	MS51957-18	SCREW,MACHINE	EA	1
3	9	XBOFF		80063	SM-D-549659	POWER SUPPLY MDL	EA	1
3	10	XBOFF		80063	SM-D-549679	TRANS AUDIO MDL	EA	1
3	11	XBOFF		80063	SM-D-549678	RECEIVE AUDIO MDL	EA	1
3	12	XBOZZ		80063	SM-B-550351-1	SCREW,MACHINE	EA	1
3	13	XBOZZ		80063	SM-B-550172-2	WASHER,FLAT	EA	1
3	14	XBOFF		80063	SM-D-549677	FIXED IF MDL ASSY (SEE FIGURE 6 FOR BREAKDOWN)	EA	1
3	15	XBOZZ		80063	SM-B-550153-1	SCREW,TAPPING	EA	2
3	16	XBOZZ		80063	SM-B-550281-1	PLATE,IDENTIFICATIO	EA	1





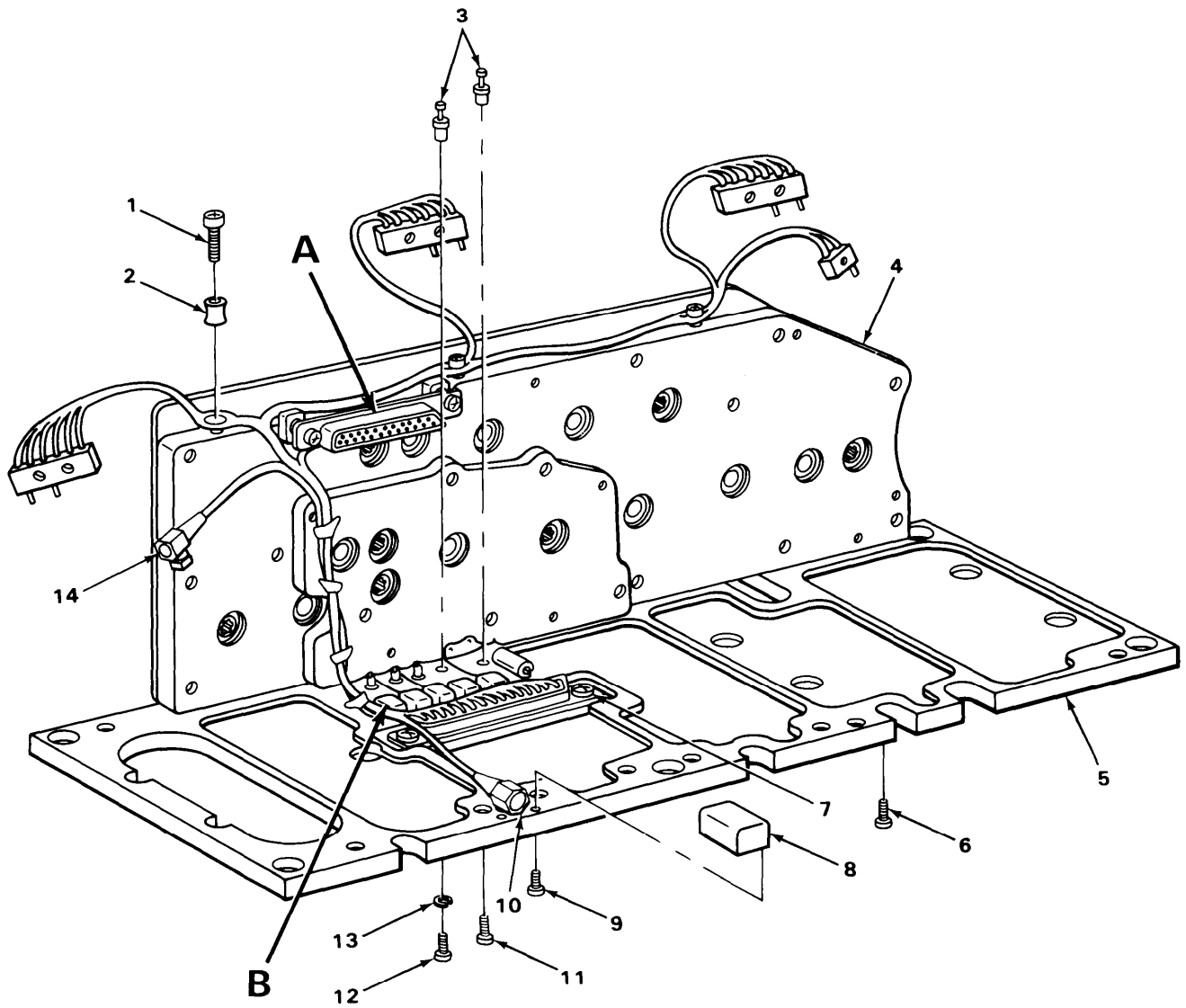


Figure 4. RF Chassis Subassembly (Sheet 1 of 2)

EL900023

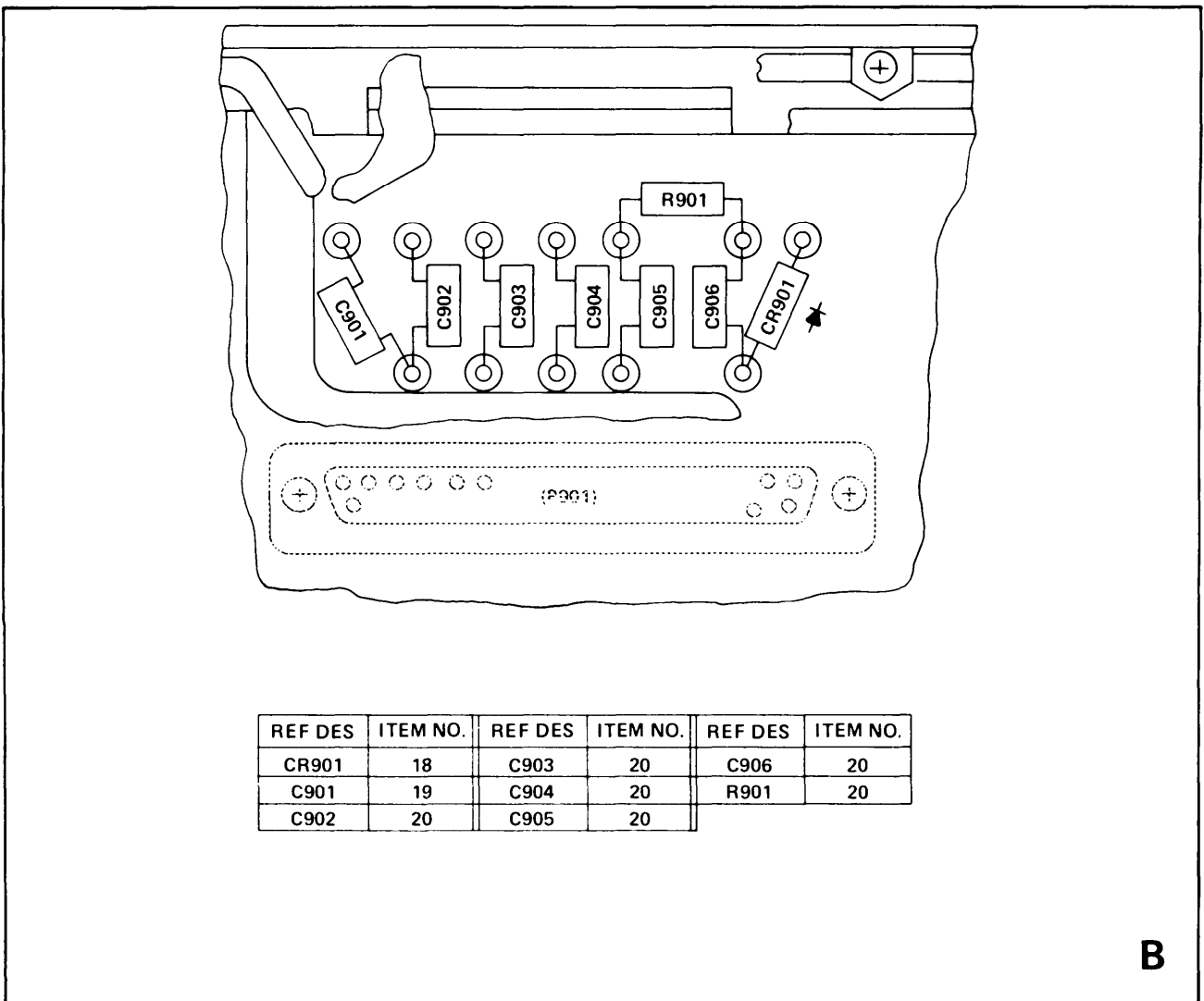
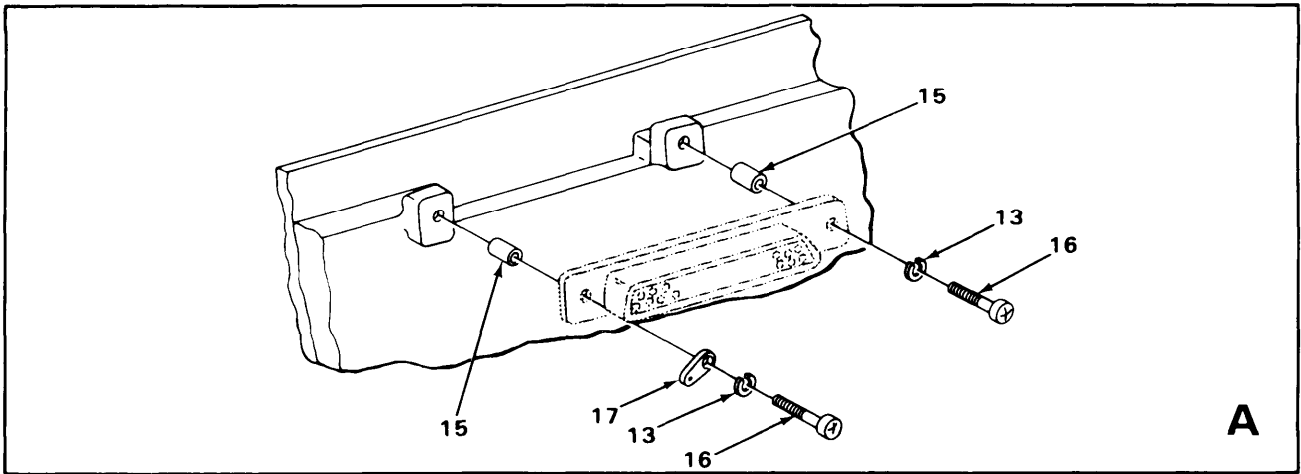
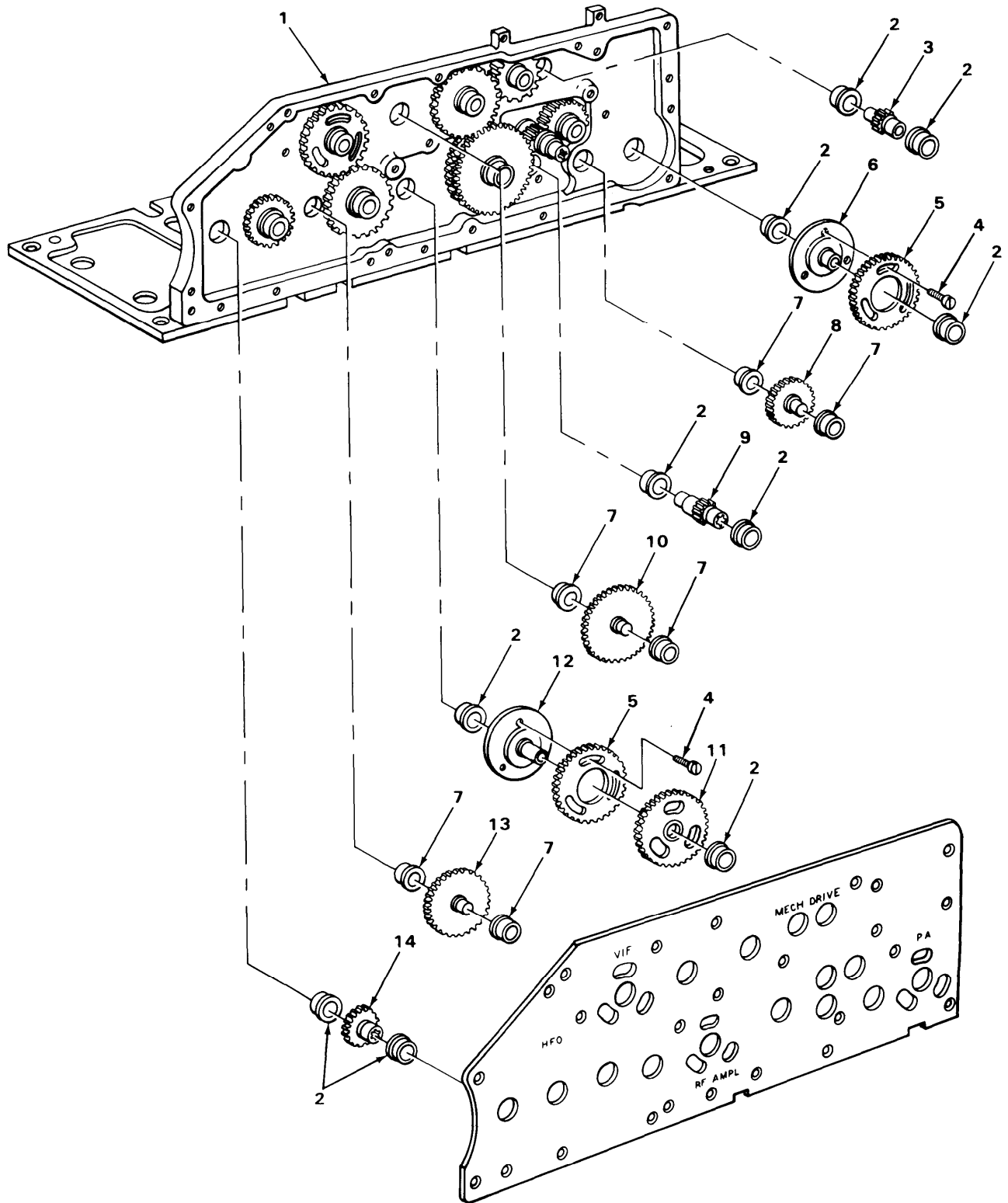


Figure 4. RF Chassis Subassembly (Sheet 2 of 2).

EL900065

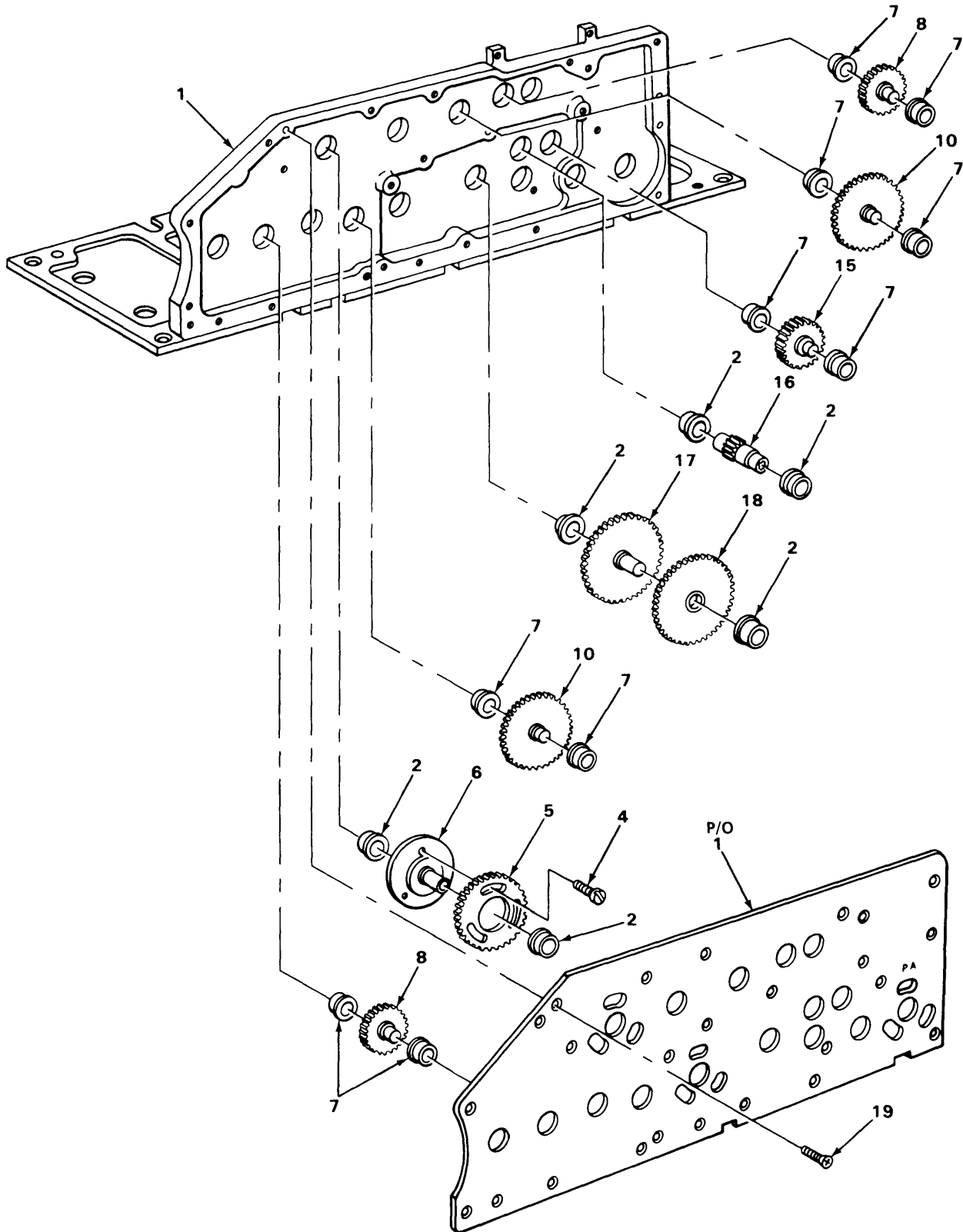
SECTION II		TM11-5821-244-20P							
(1)	(2)	(3)	(4)	(5)	(6)		(7)	(8)	
ILLUSTRATION					DESCRIPTION			QTY	
(a)	(b)	NATIONAL						INC	
FIG	ITEM	STOCK	FSCM	PART		USABLE ON CODE	U/M	IN	
NO	NO	NUMBER		NUMBER				UNIT	
GROUP 01020107 R.F. CHASSIS SUBASSEMBLY									
4	1	PAOZZ 5305-00-763-7822	96906	MS51959-14	SCREW,MACHINE		EA	1	
4	2	XBOZZ	80063	SM-B-550185	INSULATOR BUSHING		EA	1	
4	3	XBOZZ	80063	SM-B-549952-1	TERMINAL INSULATED		EA	2	
4	4	XBOFF	80063	SM-D-550133	RF CHASSIS ASSY		EA	1	
4	5	XBOZZ	80063	SM-D-550094	PLATE ASSY,BOTTOM		EA	1	
4	6	PAOZZ 5305-00-054-5646	73734	23021	SCREW,MACHINE		EA	8	
4	7	PAOZZ 5305-00-777-6039	96906	MS51959-12	SCREW,MACHINE		EA	2	
4	8	XBOZZ	80063	SM-B-549884	HOLDER		EA	1	
4	9	XBOZZ	80063	SM-B-550163	SCREW,MACHINE		EA	2	
4	10	XBOZZ	80063	SM-D-549895	RF CHASSIS WIRING		EA	1	
4	11	XBOZZ	80063	SM-B-550158-2	SCREW,MACHINE		EA	1	
4	12	XBOZZ	80063	SM-B-550158-1	SCREW,MACHINE		EA	1	
4	13	PAOZZ 5310-00-928-2690	96906	MS35338-134	WASHER,LOCK		EA	1	
4	14	XBOZZ	80063	SM-B-549989	RF CABLE ASSEMBLY		EA	1	
4	15	XBOZZ	80063	SM-B-549935-1	SPACER,SLEEVE		EA	2	
4	16	PAOZZ 5305-00-954-3938	12745	23728-1-65	SCREW,MACHINE		EA	2	
4	17	XBOZZ	80063	SM-B-550042-1	TERMINAL LUG		EA	1	
4	18	XBOZZ	81349	IN3026B	DIODE		EA	1	
4	19	PAOZZ 5905-00-817-6440	81349	RW59V271	RESISTOR		EA	1	
4	20	PAOZZ 5910-00-101-2381	81349	M39014/02-1326	CAPACITOR		EA	6	





EL900024

Figure 5. RF Chassis (Sheet 1 of 2).



EL900051

Figure 5. RF Chassis (Sheet 2 of 2).

SECTION II				TM11-5821-244-20P					
(1)	(2)	(3)		(4)	(5)	(6)		(7)	(8)
ILLUSTRATION						DESCRIPTION			QTY
(a)	(b)		NATIONAL						INC
FIG	ITEM	SMR	STOCK		PART		USABLE ON CODE	U/M	IN
NO	NO	CODE	NUMBER	FSCM	NUMBER				UNIT
						GROUP 0102010701 R.F. CHASSIS			
5	1	XBOZZ		80063	SM-D-550088	GEAR HOUSING ASSY		EA	1

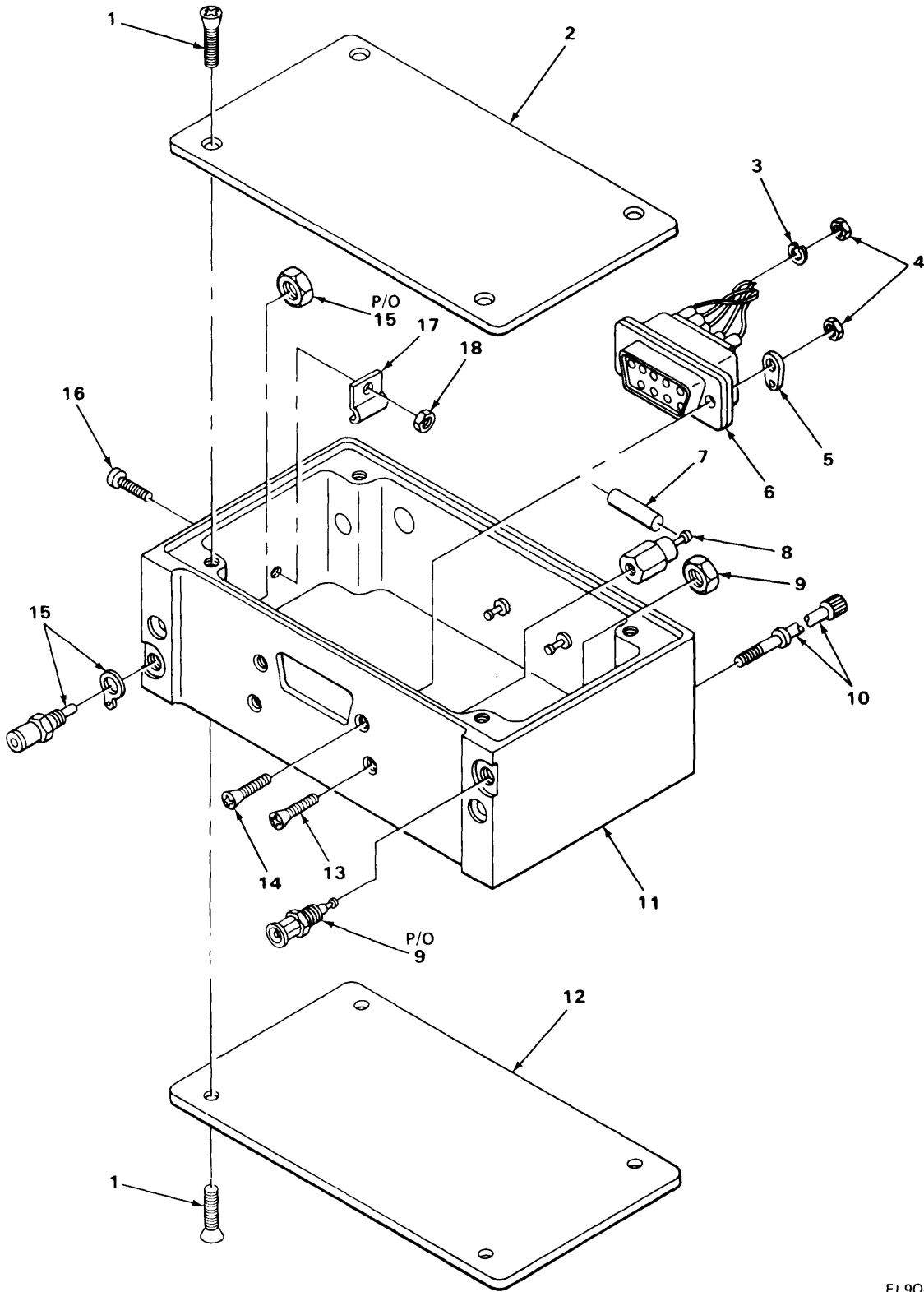
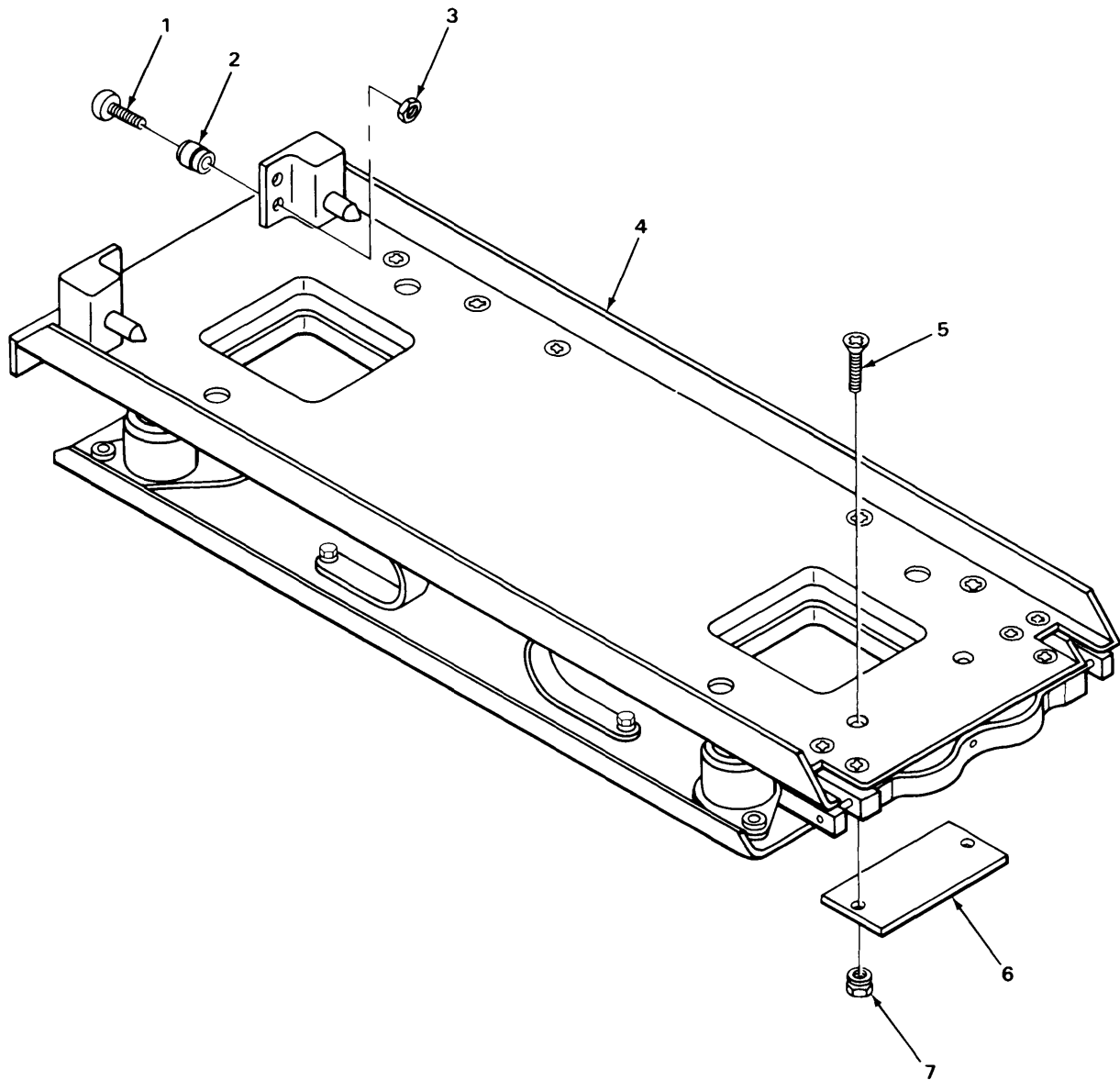


Figure 6. Fixed IF Amplifier.

EL900025



SECTION II				TM11-5821-244-20P					
(1)	(2)	(3)	(4)	(5)	(6)	(7)	(8)		
ILLUSTRATION					DESCRIPTION		QTY		
(a)	(b)	NATIONAL					INC		
FIG	ITEM	STOCK	FSCM	PART		USABLE ON CODE	IN		
NO	NO	NUMBER		NUMBER			UNIT		
GROUP 010202 FIXED IF AMPLIFIER									
6	1	PAOZZ 5305-00-054-5647	96906	MS51957-13	SCREW		EA	8	
6	2	PAODD 5821-00-728-3654	95104	516-2645-003	BOARD ASSEMBLY		EA	1	
6	3	PAOZZ 5310-00-939-1063	96906	MS35335-85	WASHER, LOCK		EA	1	
6	4	PAOZZ 5310-00-088-0551	96906	MS21044N04	NUT		EA	2	
6	5	XBOZZ	80063	SM-C-504133-1	LUG, TERMINAL		EA	1	
6	6	XBOZZ	80063	SM-C-504466-1	CONNECTOR		EA	1	
6	8	XBOZZ	80063	SM-C-504550	TERMINAL		EA	2	
6	9	XBOZZ	80063	SM-C-504067	CONNECTOR		EA	1	
6	10	XBOZZ	80063	SM-D-504350-2	SCREW		EA	2	
6	11	XBOZZ	80063	SM-C-504263	CHASSIS ASSEMBLY		EA	1	
6	12	XBODD	80063	SM-B-504649	BOARD ASSEMBLY		EA	1	
6	13	PAOZZ 5305-00-764-2966	96906	MS51959-2	SCREW		EA	2	
6	14	PAOZZ 5305-00-957-6636	96906	MS35190-223	SCREW, MACHINE		EA	2	
6	15	XBOZZ	80063	SM-C-504031	CONNECTOR		EA	1	
6	16	PAOZZ 5305-00-764-2964	96906	MS51959-4	SCREW, MACHINE		EA	1	
6	17	XBOZZ	80063	SM-C-504289	CLAMP		EA	1	
6	18	XBOZZ	80063	SM-C-504619-1	NUT		EA	1	



EL900064

Figure 7. Mounting MT-1535/ARC-54.

SECTION II			TM11-5821-244-20P		(6) DESCRIPTION	(7) USABLE ON CODE	(8) QTY INC IN UNIT
(1) ILLUSTRATION (a) FIG NO	(2) (b) ITEM NO	(3) SMR CODE	(4) NATIONAL STOCK NUMBER	(5) FSCM PART NUMBER			
					GROUP 0103 MOUNTING MT-1535/ARC-54		
7	1	PAOZZ	5305-00-054-5652	96906 MS51957-18	SCREW,MACHINE		EA 4
7	2	XBOZZ		80063 SM-C-504269	BUSHING		EA 4
7	3	XBOZZ	5310-00-088-0551	96906 MS21044N04	NUT,SELF LOCKING HE		EA 4
7	4	XBOZZ		80063 SM-E-504500	MOUNT ASSEMBLY		EA 1
7	5	PAOZZ	5305-00-764-2964	96906 MS51959-4	SCREW		EA 2
7	6	XBOZZ		80063 SM-D-504287	PLATE,IDENT		EA 1
7	7	XBOZZ		80063 SM-C-504562	NUT,PLAIN,HEXAGON		EA 2

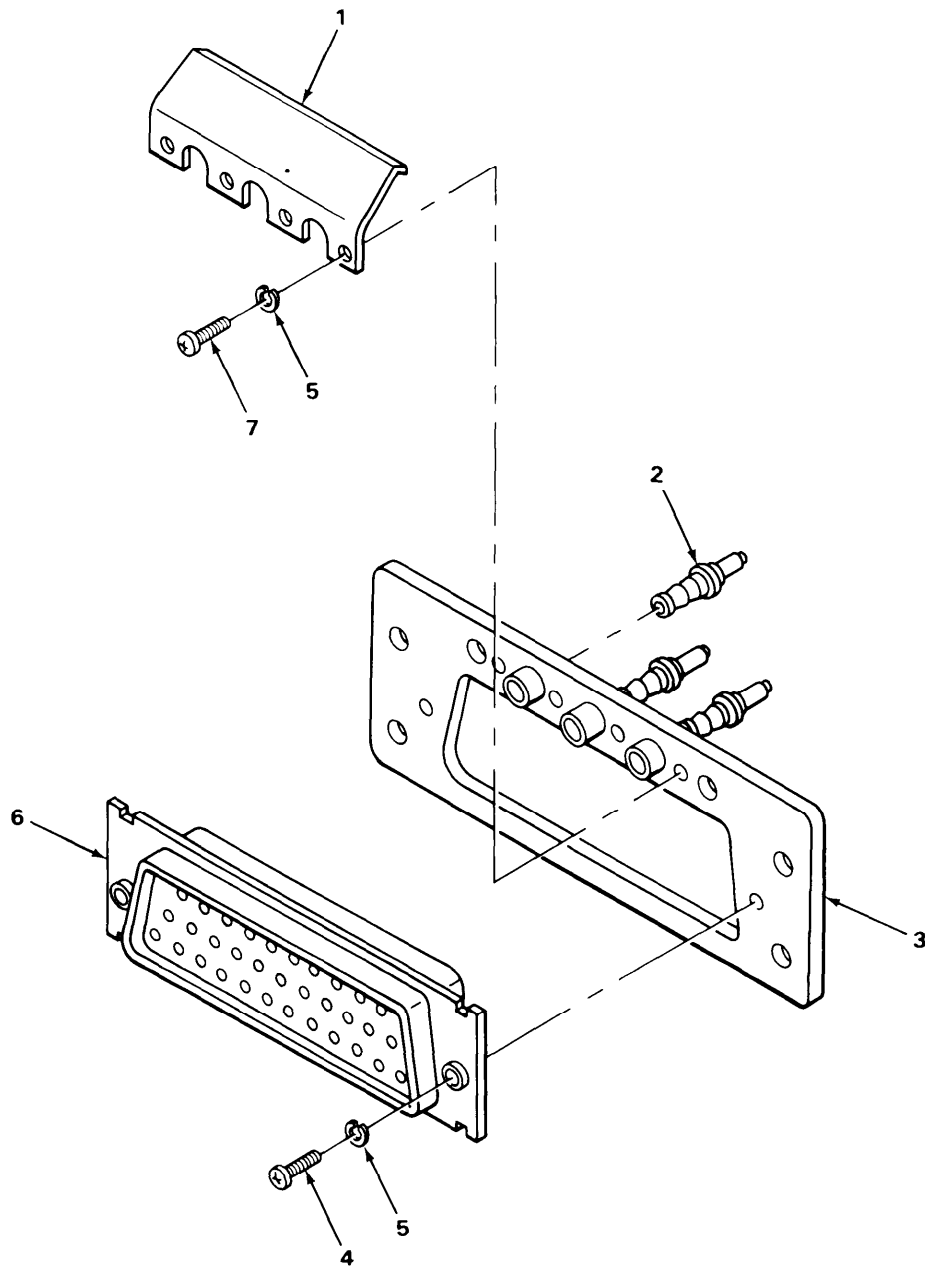


Figure 8. Connector Assembly.

EL900066

SECTION II		TM11-5821-244-20P					
(1)	(2)	(3)	(4)	(5)	(6)	(7)	(8)
ILLUSTRATION					DESCRIPTION		QTY
(a)	(b)	NATIONAL					INC
FIG	ITEM	STOCK	FSCM	PART		USABLE ON CODE	IN
NO	NO	NUMBER		NUMBER			UNIT
					GROUP 0104 CONNECTOR ASSEMBLY		
8	1	XBOZZ	80063	SM-D-504093	PLATE, HOUSING		EA 1
8	3	XBOZZ	80063	SM-D-504307	PLATE, CONNECTOR		EA 1
8	4	XBOZZ	5305-00-054-5637	96906	MS51957-3		EA 2
8	5	PAOZZ	5310-00-928-2690	96906	MS35338-134		EA 2
8	7	PAOZZ	5305-00-054-5635	96906	MS51957-1		EA 4



## NATIONAL STOCK NUMBER AND PART NUMBER INDEX

NATIONAL STOCK NUMBER	FIGURE NO.	ITEM NO.	NATIONAL STOCK NUMBER	FIGURE NO.	ITEM NO.
5305-00-054-5635	8	7			
5305-00-054-5637	8	4			
5305-00-054-5646	4	6			
5305-00-054-5647	6	1			
5305-00-054-5652	3	8			
5305-00-054-5652	7	1			
5310-00-088-0551	6	4			
5310-00-088-0551	7	3			
5910-00-101-2381	4	20			
6240-00-155-7836	2	45			
5330-00-585-6663	2	44			
5935-00-695-4914	1	2			
5355-00-728-3157	2	42			
5821-00-728-3654	6	2			
5305-00-763-7822	4	1			
5305-00-764-2964	6	16			
5305-00-764-2964	7	5			
5305-00-764-2966	6	13			
5305-00-777-6039	4	7			
5905-00-817-6440	4	19			
5310-00-928-2690	4	13			
5310-00-928-2690	8	5			
5310-00-939-1063	6	3			
5305-00-954-3938	4	16			
5305-00-957-6636	6	14			

## NATIONAL STOCK NUMBER AND PART NUMBER INDEX

FSCM	PART NUMBER	NATIONAL STOCK NUMBER	FIGURE NO.	ITEM NO.	FSCM	PART NUMBER	NATIONAL STOCK NUMBER	FIGURE NO.	ITEM NO.
81349	IN3026B		4	18	80063	SM-D-504350-2		6	10
96906	MS21044N04	5310-00-088-0551	6	4	80063	SM-D-549659		3	9
96906	MS21044N04	5310-00-088-0551	7	3	80063	SM-D-549669		1	1
96906	MS25237-327	6240-00-155-7836	2	45	80063	SM-D-549677		3	14
96906	MS28775-110	5330-00-585-6663	2	44	80063	SM-D-549678		3	11
96906	MS35190-223	5305-00-957-6636	6	14	80063	SM-D-549679		3	10
96906	MS35335-85	5310-00-939-1063	6	3	80063	SM-D-549681		3	2
96906	MS35338-134	5310-00-928-2690	4	13	80063	SM-D-549682		3	3
96906	MS35338-134	5310-00-928-2690	8	5	80063	SM-D-549683		3	7
96906	MS51957-1	5305-00-054-5635	8	7	80063	SM-D-549876		3	1
96906	MS51957-13	5305-00-054-5647	6	1	80063	SM-D-549895		4	10
96906	MS51957-18	5305-00-054-5652	3	8	80063	SM-D-550088		5	1
96906	MS51957-18	5305-00-054-5652	7	1	80063	SM-D-550094		4	5
96906	MS51957-3	5305-00-054-5637	8	4	80063	SM-D-550133		4	4
96906	MS51959-12	5305-00-777-6039	4	7	80063	SM-R-504500		7	4
96906	MS51959-14	5305-00-763-7822	4	1	80063	SMB504709	5935-00-695-4914	1	2
96906	MS51959-2	5305-00-764-2966	6	13	80063	SMC504181	5355-00-728-3157	2	42
96906	MS51959-4	5305-00-764-2964	6	16	73734	23021	5305-00-054-5646	4	6
96906	MS51959-4	5305-00-764-2964	7	5	12745	23728-1-65	5305-00-954-3938	4	16
81349	MS9014/02-1326	5910-00-101-2381	4	20	95104	516-2645-003	5821-00-728-3654	6	2
81349	RMS9V271	5905-00-817-6440	4	19					
80063	SM-B-381497		1	5					
80063	SM-B-504649		6	12					
80063	SM-B-506292		1	3					
80063	SM-B-506294		1	4					
80063	SM-B-549670		3	4					
80063	SM-B-549894		4	8					
80063	SM-B-549935-1		4	15					
80063	SM-B-549952-1		4	3					
80063	SM-B-549989		4	14					
80063	SM-B-550042-1		4	17					
80063	SM-B-550153-1		3	15					
80063	SM-B-550158-1		4	12					
80063	SM-B-550158-2		4	11					
80063	SM-B-550163		4	9					
80063	SM-B-550172-2		3	13					
80063	SM-B-550185		4	2					
80063	SM-B-550281-1		3	16					
80063	SM-B-550351-1		3	12					
80063	SM-C-504031		6	15					
80063	SM-C-504056		2	43					
80063	SM-C-504067		6	9					
80063	SM-C-504133-1		6	5					
80063	SM-C-504182		2	47					
80063	SM-C-504263		6	11					
80063	SM-C-504269		7	2					
80063	SM-C-504285		2	49					
80063	SM-C-504289		6	17					
80063	SM-C-504294		2	46					
80063	SM-C-504466-1		6	6					
80063	SM-C-504509		2	48					
80063	SM-C-504550		6	8					
80063	SM-C-504562		7	7					
80063	SM-C-504619-1		6	18					
80063	SM-C-549852		3	6					
80063	SM-C-549976		3	5					
80063	SM-D-504093		8	1					
80063	SM-D-504287		7	6					
80063	SM-D-504307		8	3					



RECOMMENDED CHANGES TO EQUIPMENT TECHNICAL PUBLICATIONS



THEN... JOT DOWN THE DOPE ABOUT IT ON THIS FORM. CAREFULLY TEAR IT OUT. FOLD IT AND DROP IT IN THE MAIL!

SOMETHING WRONG WITH THIS PUBLICATION?

FROM (PRINT YOUR UNIT'S COMPLETE ADDRESS)  
 Commander  
 Stateside Army Depot  
 ATTN: AMSTA-US  
 Stateside, N.J. 07703-5007

DATE SENT  
 10 July 1975

PUBLICATION NUMBER

TM 11-5840-340-20P

PUBLICATION DATE

23 Jan 78

PUBLICATION TITLE

Radar Set AN/PRC-76

BE EXACT PIN-POINT WHERE IT IS

PAGE NO	PARA-GRAPH	FIGURE NO	TABLE NO
33			
44		19	
45			

IN THIS SPACE TELL WHAT IS WRONG AND WHAT SHOULD BE DONE ABOUT IT:

For item 2, change the NSN to read: 5835-00-134-9186.  
Reason: Accuracy.

Identify the cover on the junction box (item no. 5).  
Reason: It is a separate item and is not called out on figure 19.

Add the cover of the junction box as an item in the listing for figure 19.  
Reason: Same as above

SAMPLE

PRINTED NAME, GRADE OR TITLE AND TELEPHONE NUMBER  
 SSG I. M. DeSpirit of 999-1776

SIGN HERE

TEAR ALONG PRIORITIZED LINE

FILL IN YOUR  
UNIT'S ADDRESS

FOLD BACK

DEPARTMENT OF THE ARMY

\_\_\_\_\_  
\_\_\_\_\_

POSTAGE AND FEES PAID  
DEPARTMENT OF THE ARMY  
DOD 314



OFFICIAL BUSINESS  
PENALTY FOR PRIVATE USE \$300

**SAMPLE**

Commander  
US Army Communications-Electronics Command  
and Fort Monmouth  
ATTN: AMSEL-ME-MP  
Fort Monmouth, New Jersey 07703-5007

TEAR ALONG PERFORATED LINE

RECOMMENDED CHANGES TO EQUIPMENT TECHNICAL PUBLICATIONS



THEN...JOT DOWN THE DOPE ABOUT IT ON THIS FORM. CAREFULLY TEAR IT OUT, FOLD IT AND DROP IT IN THE MAIL.

SOMETHING WRONG WITH THIS PUBLICATION?

FROM: (PRINT YOUR UNIT'S COMPLETE ADDRESS)

DATE SENT

PUBLICATION NUMBER

TM 11-5821-244-20P

PUBLICATION DATE

27 Dec 1985

PUBLICATION TITLE

Radio Set AN/ARC-54

BE EXACT PIN-POINT WHERE IT IS

PAGE NO

PARA GRAPH

FIGURE NO.

TABLE NO

IN THIS SPACE TELL WHAT IS WRONG AND WHAT SHOULD BE DONE ABOUT IT:

IF IN LONG PRIORITY

PRINTED NAME GRADE OR TITLE AND TELEPHONE NUMBER

SIGN HERE

FILL IN YOUR  
UNIT'S ADDRESS

FOLD BACK

DEPARTMENT OF THE ARMY

\_\_\_\_\_  
\_\_\_\_\_

OFFICIAL BUSINESS  
PENALTY FOR PRIVATE USE \$300

POSTAGE AND FEES PAID  
DEPARTMENT OF THE ARMY  
DOD 314



TEAR ALONG PERFORATED LINE

Commander  
US Army Communications-Electronics Command  
and Fort Monmouth  
ATTN: AMSEL-ME-MP  
Fort Monmouth, New Jersey 07703-5007



FILL IN YOUR  
UNIT'S ADDRESS

FOLD BACK

DEPARTMENT OF THE ARMY

\_\_\_\_\_  
\_\_\_\_\_

OFFICIAL BUSINESS  
PENALTY FOR PRIVATE USE \$300

POSTAGE AND FEES PAID  
DEPARTMENT OF THE ARMY  
DOD 314



TEAR ALONG PERFORATED LINE

Commander  
US Army Communications-Electronics Command  
and Fort Monmouth  
ATTN: AMSEL-ME-MP  
Fort Monmouth, New Jersey 07703-5007

RECOMMENDED CHANGES TO EQUIPMENT TECHNICAL PUBLICATIONS



THEN...JOT DOWN THE DOPE ABOUT IT ON THIS FORM. CAREFULLY TEAR IT OUT, FOLD IT AND DROP IT IN THE MAIL.

**SOMETHING WRONG WITH THIS PUBLICATION?**

FROM: (PRINT YOUR UNIT'S COMPLETE ADDRESS)

DATE SENT

PUBLICATION NUMBER

TM 11-5821-244-20P

PUBLICATION DATE

27 Dec 1985

PUBLICATION TITLE

Radio Set AN/ARC-54

BE EXACT PIN-POINT WHERE IT IS

PAGE NO

PARA-GRAPH

FIGURE NO.

TABLE NO.

IN THIS SPACE TELL WHAT IS WRONG AND WHAT SHOULD BE DONE ABOUT IT:

IF BE USING PRIOR EDITION

PRINTED NAME GRADE OR TITLE AND TELEPHONE NUMBER

SIGN HERE

DA FORM 2028-2  
1 JUL 79

PREVIOUS EDITIONS ARE OBSOLETE

P.S. IF YOUR OUTFIT WANTS TO KNOW ABOUT YOUR RECOMMENDATION MAKE A CARBON COPE OF THIS AND GIVE IT TO YOUR HEADQUARTERS.

FILL IN YOUR  
UNIT'S ADDRESS

FOLD BACK

DEPARTMENT OF THE ARMY

\_\_\_\_\_  
\_\_\_\_\_

OFFICIAL BUSINESS  
PENALTY FOR PRIVATE USE \$300

POSTAGE AND FEES PAID  
DEPARTMENT OF THE ARMY  
DOD 314



TEAR ALONG PERFORATED LINE

Commander  
US Army Communications-Electronics Command  
and Fort Monmouth  
ATTN: AMSEL-ME-MP  
Fort Monmouth, New Jersey 07703-5007



By Order of the Secretary of the Army:

Official:

JOHN A. WICKHAM JR.  
*General, United States Army*  
*Chief of Staff*

MILDRE D E. HEDBERG  
*Brigadier General, United States Army*  
*The Adjutant General*

DISTRIBUTION:

To be distributed in accordance with DA Form 12-36 literature requirements for AN/ARC-54.







This fine document...

Was brought to you by me:



## [Liberated Manuals -- free army and government manuals](#)

Why do I do it? I am tired of sleazy CD-ROM sellers, who take publicly available information, slap “watermarks” and other junk on it, and sell it. Those masters of search engine manipulation make sure that their sites that sell free information, come up first in search engines. They did not create it... They did not even scan it... Why should they get your money? Why are not letting you give those free manuals to your friends?

I am setting this document FREE. This document was made by the US Government and is NOT protected by Copyright. Feel free to share, republish, sell and so on.

I am not asking you for donations, fees or handouts. If you can, please provide a link to [liberatedmanuals.com](http://liberatedmanuals.com), so that free manuals come up first in search engines:

<A HREF=<http://www.liberatedmanuals.com/>>Free Military and Government Manuals</A>

- Sincerely  
Igor Chudov  
<http://igor.chudov.com/>
- [Chicago Machinery Movers](#)