

TECHNICAL MANUAL
ORGANIZATIONAL MAINTENANCE
REPAIR PARTS AND SPECIAL TOOLS LISTS
FOR
RADIO SET AN/URC-92
(NSN 5820-01-057-6447)

TECHNICAL MANUAL
No. 11-5820-873-20P



HEADQUARTERS
DEPARTMENT OF THE ARMY
WASHINGTON, DC, 13 September 1979

**ORGANIZATIONAL MAINTENANCE
REPAIR PARTS AND SPECIAL TOOLS LIST**

FOR

RADIO SET AN/URC-92

(NSN 5820-01-057-6447)

Current as of 1 March 1979

REPORTING OF ERRORS

You can improve this manual by recommending improvements using DA Form 2028-2 located in the back of the manual. Simply tear out the self-addressed form, fill it out as shown on the sample, fold it where shown, and drop it in the mail.

If there are no blank DA Form 2028-2 in the back of your manual, use the standard DA Form 2028 (Recommended Changes to Publications and Blank Forms) and forward to the Commander, US Army Communications and Electronics Materiel Readiness Command, ATTN: DRSEL-ME-MQ, Fort Monmouth, NJ 07703.

In either case a reply will be furnished direct to you.

Table of Contents

		Page	Illus Figure
SECTION	I. Introduction	1	
	II. Repair Parts List	5	
GROUP	00 Radio Set AN/URC-92	5	1
	01 Telegraph Key	7	2
	03 Handset.....	9	3
	06 Electrical Equipment Mounting Base MT-4981/URC-92	11	4
	07 Receiver-Transmitter RT-1277/URC-92	13	5
	09 Electrical Equipment Mounting Base MT-4982/URC-92	15	6
SECTION	III. Special Tools List (Not applicable)		
	IV. National Stock Number and Part Number Index	16	

SECTION I

INTRODUCTION

1. Scope

This manual lists spares and repair parts; special tools; special test, measurement, and diagnostic equipment (TMDE), and other special support equipment required for performance of organizational, direct support, and general support maintenance of the AN/URC-92. It authorizes the requisitioning and issue of spares and repair parts as indicated by the source and maintenance codes.

2. General

This Repair Parts and Special Tools List is divided into the following sections:

a. Section II. Repair Parts List. A list of spares and repair parts authorized for use in the performance of maintenance. The list also includes parts which must be removed for replacement of the authorized parts. Parts lists are composed of functional groups in numeric sequence, with the parts in each group listed in figure and item number sequence.

b. Section III. Special Tools List. Not applicable.

c. Section IV. National Stock Number and Part Number Index. A list, in National item identification number (NIIN) sequence, of all National stock numbers (NSN) appearing in the listings, followed by a list, in alphameric sequence, of all part numbers appearing in the listings. National stock numbers and part numbers are cross-referenced to each illustration figure and item number appearance.

3. Explanation of Columns

a. Illustration. This column is divided as follows: (1) *Figure number.* Indicates the figure number of the illustration on which the item is shown.

(2) *Item number.* The number used to identify item called out in the illustration.

b. Source, Maintenance, and Recoverability (SMR) Codes.

(1) *Source code.* Source codes indicate the manner of acquiring support items for maintenance, repair, or overhaul of end items. Source codes are entered in the first and second positions of the Uniform SMR Code format as follows:

<i>Code</i>	<i>Definition</i>
PA	Item procured and stocked for anticipated or known usage.
PD	Support item, excluding support equipment, procured for initial issue or outfitting and stocked only for subsequent or additional initial issues or outfittings. Not subject to automatic replenishment.
AO	Item to be assembled at organizational level.
XA	Item is not procured or stocked because the requirements for the item will result in the replacement of the next higher assembly.
XD	A support item that is not stocked. When required, item will be procured through normal supply channels.

NOTE

Cannibalization or salvage may be used as a source of supply for any items source coded above except those coded XA and aircraft support items as restricted by AR 700-42.

(2) *Maintenance code.* Maintenance codes are assigned to indicate the levels of maintenance authorized to USE and REPAIR support items. The maintenance codes are entered in the third and fourth positions of the Uniform SMR Code format as follows:

(a) The maintenance code entered in the third position will indicate the lowest maintenance level authorized to remove, replace, and use the support item. The maintenance code entered in the third position will indicate one of the following levels of maintenance:

<i>Code</i>	<i>Application/Explanation</i>
O	Support item is removed, replaced, used at the organizational level.

(b) The maintenance code entered in the fourth position indicates whether the item is to be repaired and identifies the lowest maintenance level with the capability to perform complete repair (i.e., all authorized maintenance functions). This position will contain one of the following maintenance codes:

Code Application/Explanation

O—The lowest maintenance level capable of complete repair of the support item is the organizational level.

H—The lowest maintenance level capable of complete repair of the support item is the general support level.

Z—Nonreparable. No repair is authorized.

(3) *Recoverability code.* Recoverability codes are assigned to support items to indicate the disposition action on unserviceable items. The recoverability code is entered in the fifth position of the Uniform SMR Code format as follows:

<i>Recoverability codes</i>	<i>Definition</i>
-----------------------------	-------------------

Z—Nonreparable item. When unserviceable, condemn and dispose at the level indicated in position 3.

O—Reparable item. When uneconomically reparable, condemn and dispose at organizational level.

D—Reparable item. When beyond lower level repair capability, return to depot. Condemnation and disposal not authorized below depot level.

c. *National Stock Number.* Indicates the National Stock number assigned to the item and will be used for requisitioning purposes.

d. *Part Number.* Indicates the primary number used by the manufacturer (individual, company, firm, corporation, or Government activity), which controls the design and characteristics of the item by means of its engineering drawings, specifications, standards, and inspection requirements to identify an item or range of items.

NOTE

When a stock numbered item is requisitioned, the repair part received may have a different part number than the part being replaced.

e. *Federal Supply Code for Manufacturer (FSCM).* The FSCM is a 5-digit numeric code listed in SB 708-42 which is used to identify the manufacturer, distributor, or Government agency, etc.

f. *Description.* Indicates the Federal item name and, if required, a minimum description to identify the item.

g. *Unit of Measure (U/M).* Indicates the standard of the basic quantity of the listed item as used in performing the actual maintenance function. This measure is expressed by a two-character alphabetical abbreviation (e.g., ea. in, pr, etc). When the unit of measure differs from the unit of issue, the lowest unit of issue that will satisfy the required units of measure will be requisitioned.

h. *Quantity Incorporated in Unit.* Indicates the quantity of the item used in the breakout shown on the illustration figure, which is prepared for a functional group, subfunctional group, or an assembly.

4. Special Information

a. Detailed assembly instructions for items source coded to be assembled are found in TM 115820-873-34 (to be published). Assembly components are listed immediately following the item to be assembled.

b. The following publications pertain to the AN/URC-92 and its components: TM 11-5820-873-12, Radio Set AN/URC-92 (to be published).

c. The illustrations in this manual are identical to those published in TM 11-5820-873-34P (to be published). Only those parts assigned the third position SMR maintenance code "O" are listed in the tabular listing; therefore, there may be a break in the item number sequence. Only illustrations containing organizational authorized items appear in this manual.

d. National stock numbers (NSN's) that are missing from P source coded items have been applied for and will be added to this TM by future change/ revision when they are entered in the Army Master Data File (AMDF). Until the NSN's are established and published, submit exception requisitions to Commander, US Army Communications and Electronics Materiel Readiness Command, ATTN: DRSEL-MM, Fort Monmouth, NJ 07703 for the part required to support your equipment.

5. How to locate Repair Parts

a. When National stock number or part number is unknown.

(1) *First.* Using the table of contents, determine the functional group within which the item belongs. This is necessary since illustrations are prepared for functional groups and listings are divided into the same groups.

(2) *Second.* Find the illustration covering the functional group to which the item belongs.

(3) *Third.* Identify the item on the illustration and note the illustration figure and item number of the item.

(4) *Fourth.* Using the Repair Parts Listing,

find the figure and item number noted on the illustration.

b. When National stock number or part number is known.

(1) *First.* Using the Index of National Stock Numbers and Part Numbers, find the pertinent National stock number or part number. This index is in NIIN sequence followed by a list of part numbers in alphameric sequence, cross-referenced to the illustration figure number and item number.

(2) *Second.* After finding the figure and item number, locate the figure and item number in the repair parts list.

6. Abbreviations

Not applicable.

(Next printed page is 4)

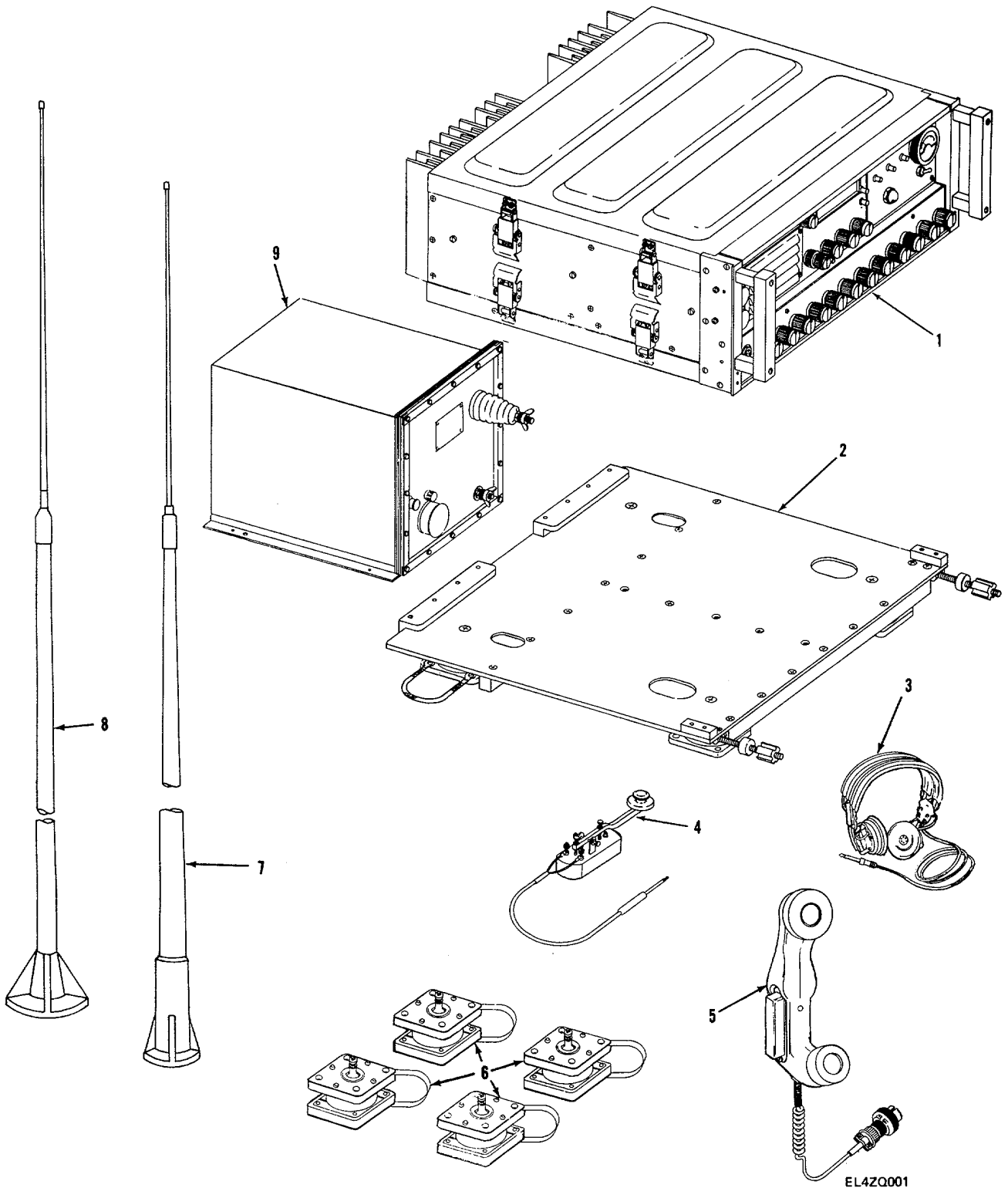
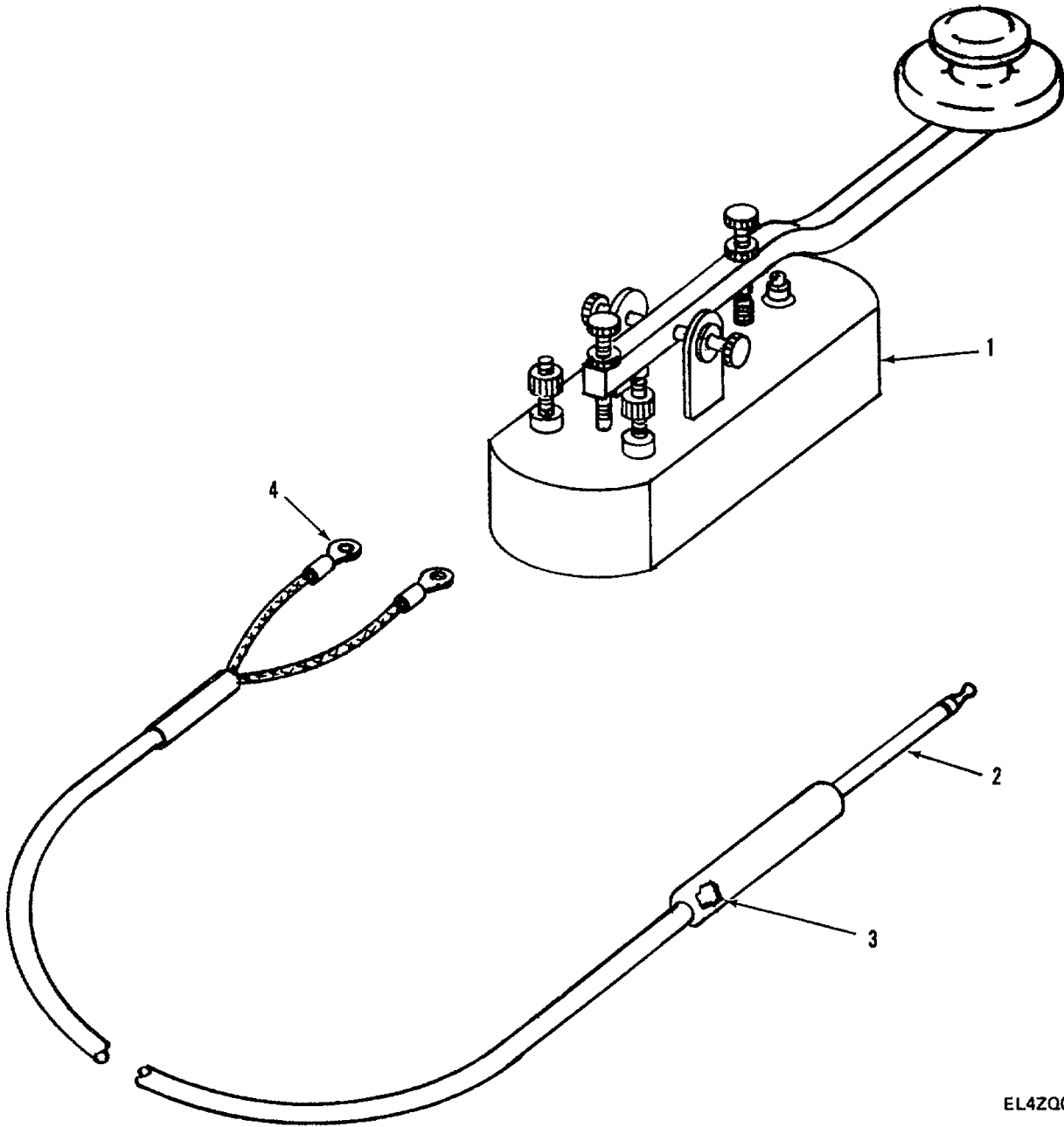


Figure 1. Radio Set AN/URC-92.

SECTION II

TM 11-5820-873-20P

(1) ILLUSTRATION		(2)	(3)	(4)	(5)	(6)	(7)	(8)
(a) FIG NO.	(b) ITEM NO.	SMR CODE	NATIONAL STOCK NUMBER	PART NUMBER	FSCM	DESCRIPTION <i>USABLE ON CODE</i>	U/M	QTY INC IN UNIT
1	1	XAOHD		RT1277URC92	80058	GROUP 00 RADIO SET AN/URC-92	EA	1
1	2	AOOOO		MT4981URC92	80058	RCVR-XMTR	EA	1
1	3	PAOZZ		M-23	76596	MTG BASE, ELEC EQPT.....	EA	1
1	4	ACOOO		5024000994	12338	HEADSET	EA	1
1	5	AOOOO		5024000790	12338	TELEGRAPH KEY ASSY	EA	1
1	6	AOOOO		MT4982URC92	80058	HANDSET ASSY.	EA	1
1	7	PDOZZ		AS3287URC	80058	MTG BASE, ELEC EQPT	EA	1
1	8	PDOZZ		AS3286URC	80058	ANTENNA, RADIO	EA	1
1	9	XAOZZ		CU2229URC92	80058	ANTENNA, RADIO	EA	1
						COUPLER UNIT.....	EA	4



EL4ZQ002

Figure 2. Telegraph Key

SECTION II

TM 11-5820-873-20P

(1) ILLUSTRATION		(2)	(3)	(4)	(5)	(6)	(7)	(8)
(a) FIG NO.	(b) ITEM NO.	SMR CODE	NATIONAL STOCK NUMBER	PART NUMBER	FSCM	DESCRIPTION <i>USABLE ON CODE</i>	U/M	QTY INC IN UNIT
						GROUP 01 TELEGRAPH KEY		
2	1	PAOZZ		114320-001	98354	KEY, TELEGRAPH	EA	1
2	2	XDOZZ		PJ-055B	96906	PLUG, TELEPHONE.....	EA	1
2	3	XDOZZ		9102	73473	SPACER, SLEEVE.....	EA	1
2	4	PAOZZ	5940-00-577-3711	MS25036-3	96906	TERMINAL, LUG	EA	2

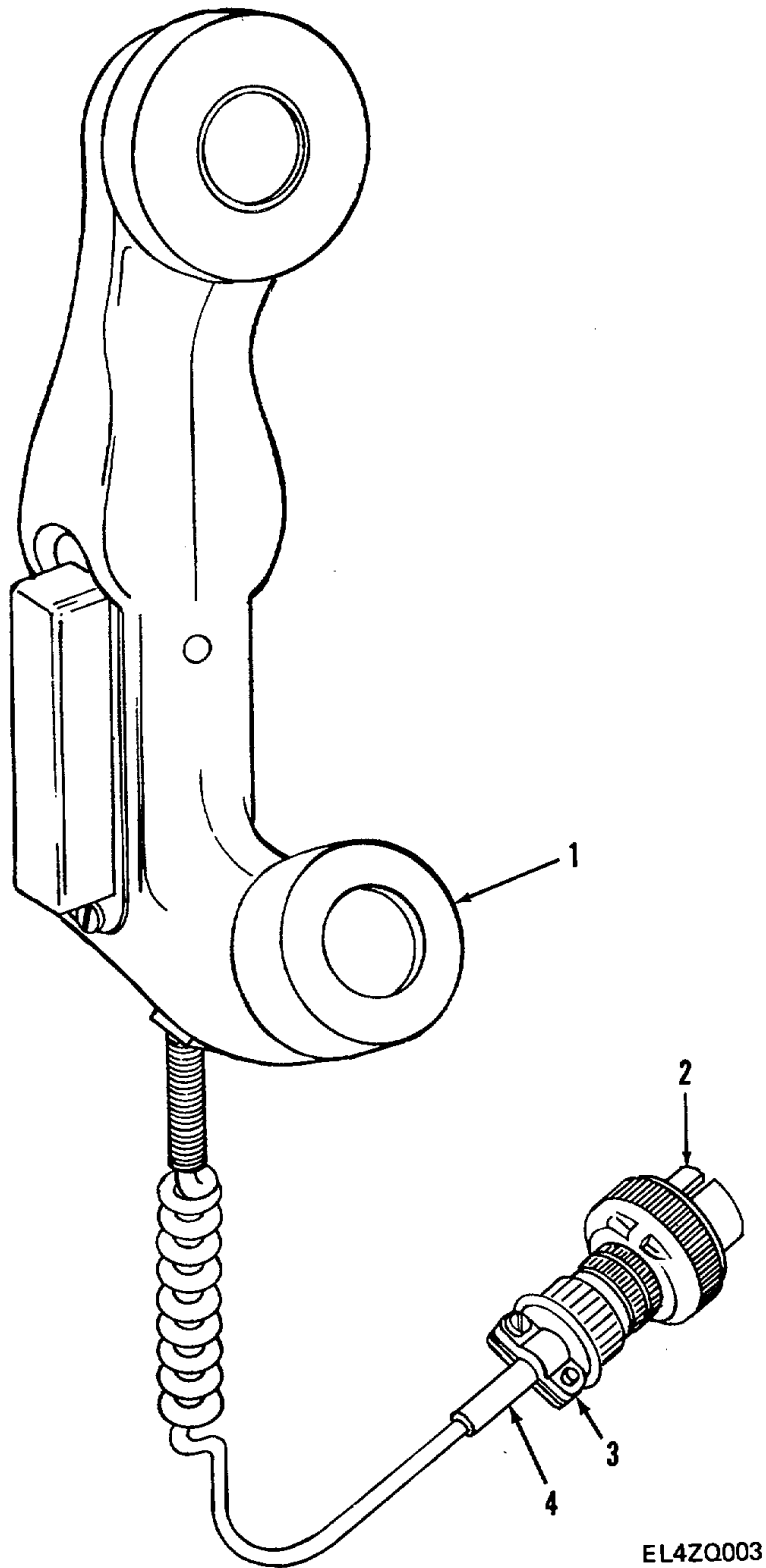
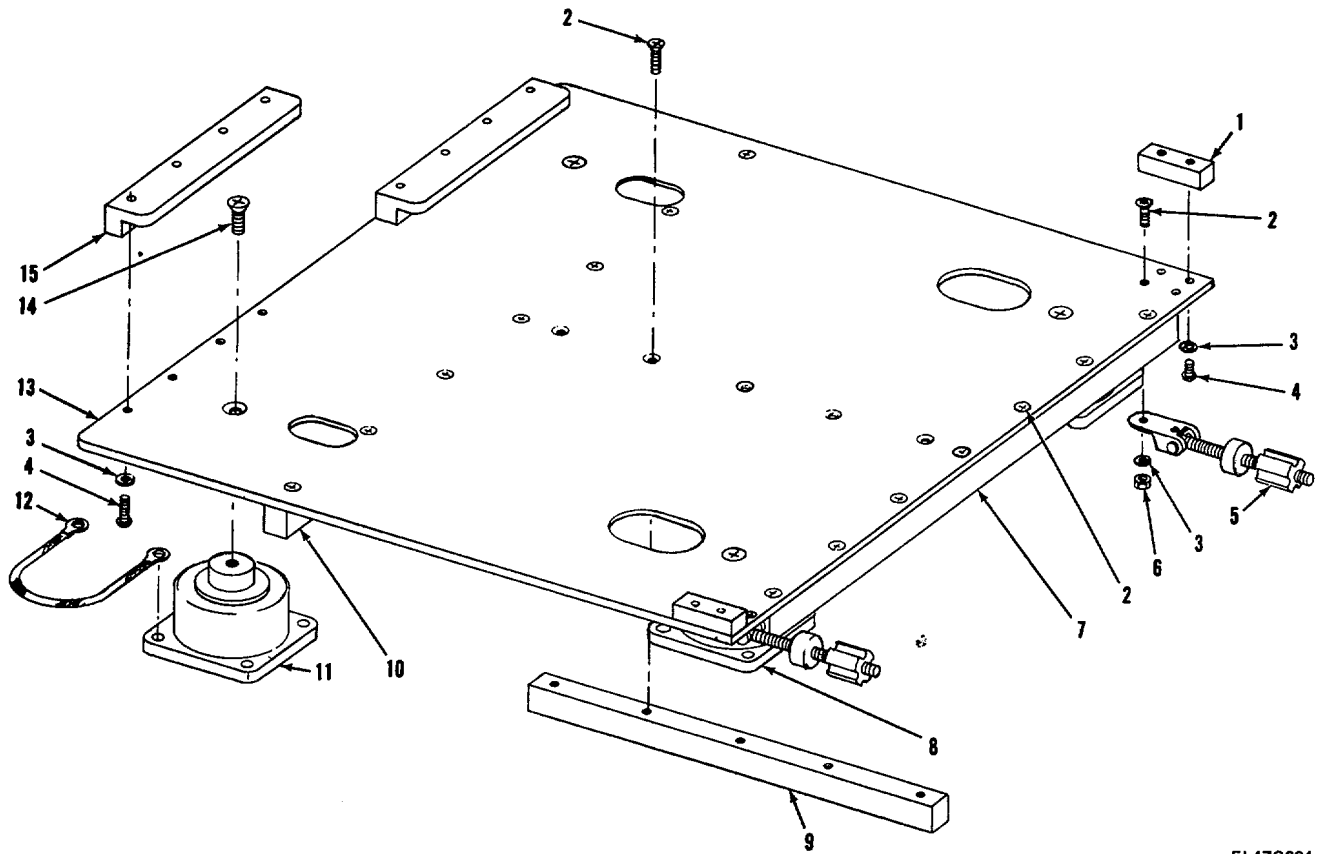


Figure 3. Handset.

SECTION II

TM 11-5820-873-20P

(1) ILLUSTRATION		(2)	(3)	(4)	(5)	(6)	(7)	(8)
(a) FIG NO.	(b) ITEM NO.	SMR CODE	NATIONAL STOCK NUMBER	PART NUMBER	FSCM	DESCRIPTION <i>USABLE ON CODE</i>	U/M	QTY INC IN UNIT
						GROUP 03 HANDSET		
3	1	PAOZZ		H-33F/PT	97101	MICROPHONE, HANDSET	EA	1
3	2	PAOZZ		MS3106A-14S-5P	96906	CONN, RCPT, ELEC.	EA	1
3	3	PAOZZ	5935-00-666-4860	AN3057-6	88044	ADAPTER, CABLE CLAMP	EA	1
3	4	PAOZZ	5365-00-820-4535	AN3420-6	81352	BUSHING, RUBBER	EA	1

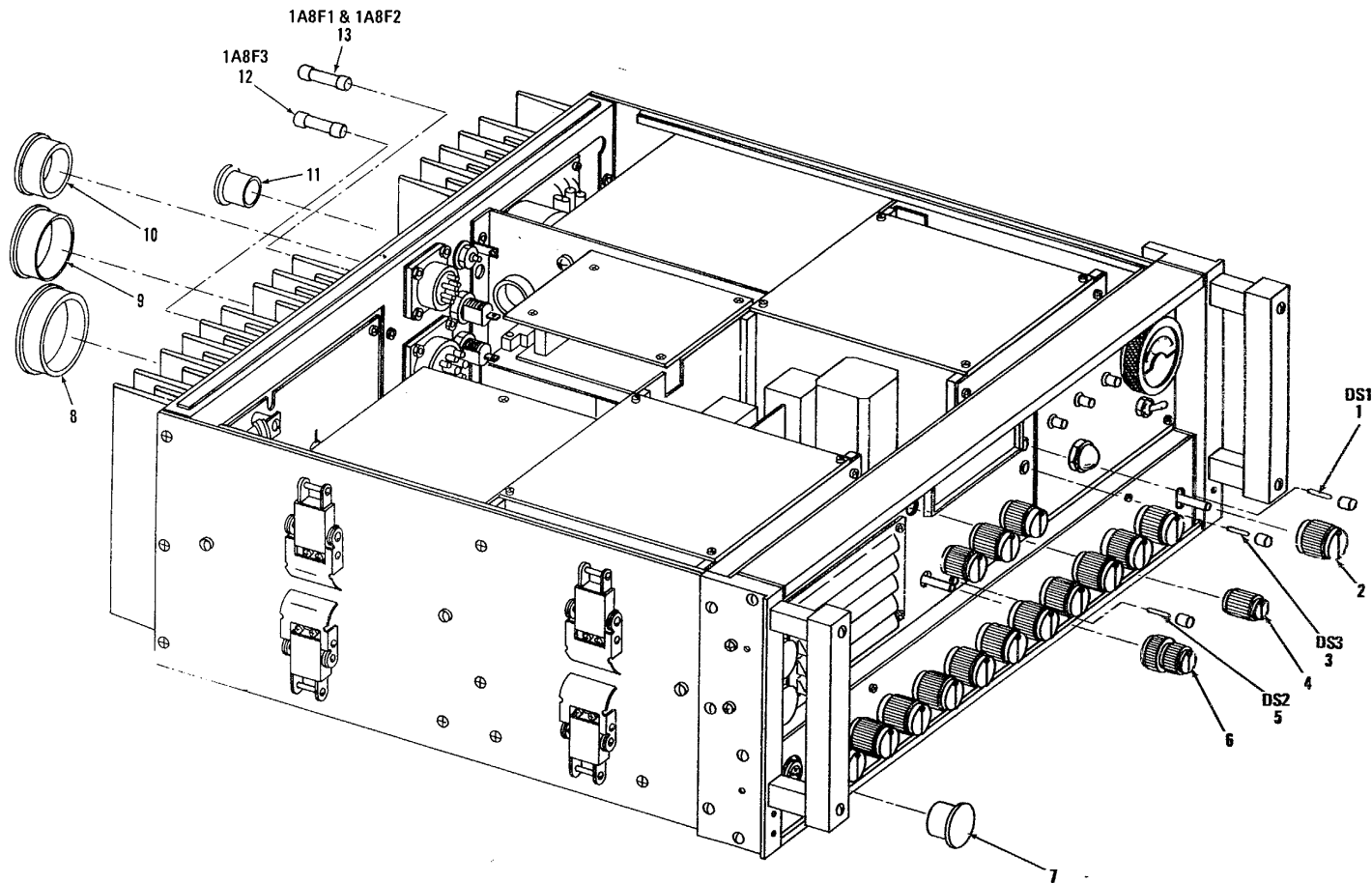


EL420004

Figure 4. Electrical Equipment Mounting Base MT-49811URC-92.

(1) ILLUSTRATION		(2)	(3)	(4)	(5)	(6)	(7)	(8)
(a) FIG NO.	(b) ITEM NO.	SMR CODE	NATIONAL STOCK NUMBER	PART NUMBER	FSCM	DESCRIPTION <i>USABLE ON CODE</i>	U/M	QTY INC IN UNIT
						GROUP 06 ELECTRICAL EQUIPMENT MOUNTING BASE MT-4981/URC-92		
4	1	XDOZZ		5024002709	12338	SIDE BAR, MTG BASE	EA	2
4	2	XDOZZ		MS35200-27	96906	SCREW, MACHINE	EA	4
4	3	PAOZZ	5310-00-929-6395	MS35338-136	96906	WASHER, LOCK.....	EA	4
4	4	PAOZZ	5305-00-448-6456	MS51957-318	96906	SCREW, MACHINE.	EA	4
4	5	XDOZZ		0508720001	12338	RETAINER, FRONT	EA	2
4	6	XDOZZ		0501900021	12338	NUT, PLAIN, HEX	EA	4
4	7	XDOZZ		5024003306	12338	STIFFENER, FRONT	EA	4
4	8	XDOZZ		H64-AA-40	81860	ISOLATOR, SHOCK/VIB.....	EA	2
4	9	XDOZZ		5024003501	12338	STIFFENER, MIDDLE	EA	1
4	10	XDOZZ		5024003403	12338	STIFFENER, REAR	EA	1
4	11	XDOZZ		H64-AA-30	81860	ISOLATOR, SHOCK/VIB.....	EA	2
4	12	XDOZZ		0997390000	12338	STRAP, GROUND	EA	1
4	13	XDOZZ		5024002601	12338	PLATE, MTG BAS.....	EA	1
4	14	XDOZZ		AN5076420R8	96906	SCREW, MACHINE	EA	2
4	15	XDOZZ		5024002806	12338	REAR BAR, MTG BASE.....	EA	2

Figure 5. Receiver-Transmitter RT-1277/URC-92.

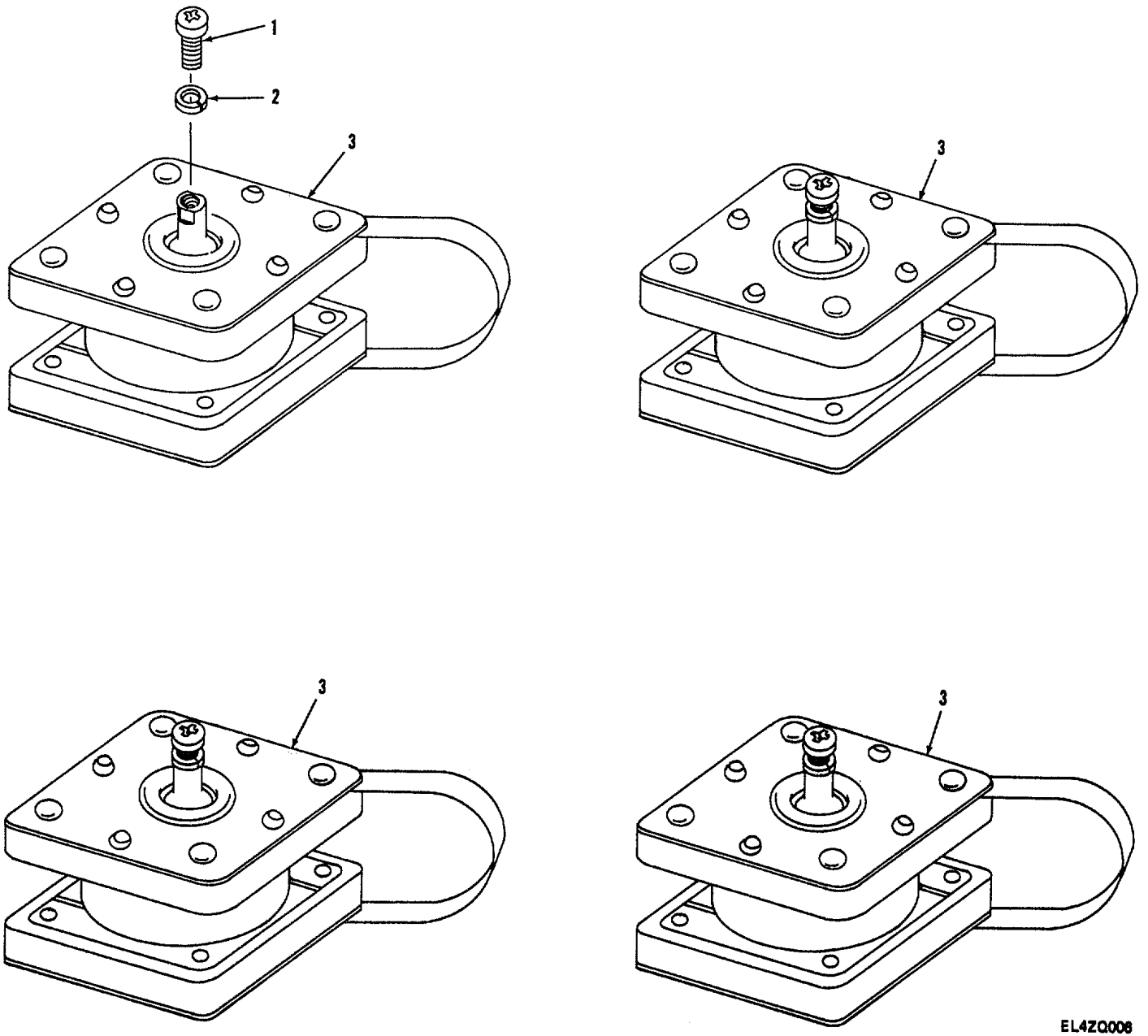


PREFIX ALL REFERENCE
DESIGNATORS WITH 1A1

SECTION II

TM 11-5820-873-20P

(1) ILLUSTRATION		(2)	(3)	(4)	(5)	(6)	(7)	(8)
(a) FIG NO.	(b) ITEM NO.	SMR CODE	NATIONAL STOCK NUMBER	PART NUMBER	FSCM	DESCRIPTION	U/M	QTY INC IN UNIT
						GROUP 07 RECEIVER-TRANSMITTER RT-1277/URC-92		
5	1	PAOZZ		100057027	87034	LAMP	EA	1
5	2	XDOZZ	5340-00-827-6389	773	83330	CLAMP, LOOP.....	EA	1
5	3	PAOZZ		100057027	87034	LAMP.....	EA	1
5	4	PAOZZ	5355-00-057-7794	MS91528-0C8I	96906	KNOB	EA	2
5	5	PAOZZ		100057010L	87034	LAMP.....	EA	1
5	6	PAOZZ	5355-00-455-2189	MS91528-1D2BC	96906	KNOB.....	EA	1
S	6A	XAOZZ		5024641604	12338	KNOB.....	EA	1
5	7	PAOZZ	534D-00-841-5638	NAS-813-1I	80205	CAP, PROTECTIVE, DUST.....	EA	1
5	8	PAOZZ	5340-00-828-0596	NAS-813-28	80205	CAP, PROTECTIVE, DUST.....	EA	1
5	9	PAOZZ		NAS-813-24	80205	CAP, PROTECTIVE, DUST.....	EA	1
5	10	PAOZZ	5340-00-841-5639	NAS-813-18	80205	CAP, PROTECTIVE, DUST.....	EA	1
5	11	PAOZZ	5340-00-846-5593	NAS-813-10	80205	CAP, PROTECTIVE, DUST.....	EA	1
5	12	PAOZZ		MDL-L5	71400	FUSE, CARTRIDGEUSED WITH 26V POWER SOURCE	EA	1
5	12A	PAOZZ		MDL-30	71400	FUSE, CARTRIDGEUSED WITH 13V POWER SOURCE	EA	1
5	13	PAOZZ		MDL-3	71400	FUSE, CARTRIDGEUSED WITH 230V POWER SOURCE	EA	2
S	13A	PAOZZ		MDL-5	71400	FUSE, CARTRIDGE USED WITH 115V POWER SOURCE	EA	2



EL420006

Figure 6. Electrical Equipment Mounting Babe MT-49821URC-92.

(1) ILLUSTRATION		(2)	(3)	(4)	(5)	(6)	(7)	(8)
(a) FIG NO.	(b) ITEM NO.	SMR CODE	NATIONAL STOCK NUMBER	PART NUMBER	FSCM	DESCRIPTION <i>USABLE ON CODE</i>	U/M	QTY INC IN UNIT
6	1	PAOZZ	5305-00-071-1315	MS35216-69	96906	GROUP 09 ELECTRICAL EQUIPMENT MOUNTING BASE MT-4982/URC-92 SCREW, MACHINE.....	EA	4
6	2	PAOZZ	5310-00-933-8121	MS35338-139	96906	WASHER, LOCK.....	EA	4
6	3	XDOZZ		2K1-8A-6	81860	ISOLATOR, SHOCK/VIB.....	EA	4

SECTION IV NATIONAL STOCK NUMBER AND PART NUMBER INDEX TM 11-5820-873-20P

STOCK NUMBER	FIGURE NO.	ITEM NO.	STOCK NUMBER	FIGURE NO.	ITEM NO.
5355-00-057-7794	5	4	5340-00-827-6389	5	2
5305-00-071-1315	6	1	5340-00-828-0596	5	8
5305-00-448-6456	4	4	5340-00-841-5638	5	7
5355-00-455-2189	5	6	5340-00-841-5639	5	10
5940-00-577-3711	2	4	5340-00-846-5593	5	11
5935-00-666-4860	3	3	5310-00-929-6395	4	3
5365-00-820-4535	3	4	5310-00-933-8121	6	2

PART NUMBER	FSCM	FIG. NO.	ITEM NO.	PART NUMBER	FSCM	FIG. NO.	ITEM NO.
AN3057-6	88044	3	3	NAS-813-14	80205	5	7
AN3420-6	81352	3	4	NAS-813-18	80205	5	10
AN5076420R8	96906	4	14	NAS-813-24	80205	5	9
AS3286URC	80058	1	8	NAS-813-28	80205	5	8
AS3287URC	80058	1	7	PJ-0558	96906	2	2
CU2229URC92	80058	1	9	RT1277URC92	80058	1	1
H-33F/PT	97101	3	1	0501900021	12338	4	6
H64-AA-30	81860	4	11	0508720001	12338	4	5
H64-AA-40	81060	4	8	0997390000	12338	4	12
M-23	76596	1	3	100057010	87034	5	5
MDL-15	71400	5	12	100057027	87034	5	1
MDL-3	71400	5	13	100057027	87034	5	3
MDL-30	71400	5	12A	114-320-001	98354	2	1
MDL-5	71400	5	13A	2K1-BA-6	81860	6	3
MS25036-3	96906	2	4	5024000790	12338	1	5
MS3106A-14S-SP	96906	3	2	5024000994	12338	1	4
MS35200-27	96906	4	2	5024002601	12338	4	13
MS35216-69	96906	6	1	5024002709	12338	4	1
M535338-136	96906	4	3	5024002806	12338	4	15
MS35338-139	96906	6	2	5024003306	12338	4	7
MS51957-31R	96906	4	4	5024003403	12338	4	10
MS91528-0C1B	96906	5	4	50240U3501	12338	4	9
MS91528-1D2BC	96906	5	6	5024641604	12338	5	6A
MT4981URC92	80058	1	2	773	83330	5	2
MT4982URC92	80058	1	6	9102	73734	2	3
NAS-813-10	80205	5	11				

By Order of the Secretary of the Army:

E. C. MEYER
General, United States Army
Chief of Staff

Official:

J. C. PENNINGTON
Major General, United States Army
The Adjutant General

DISTRIBUTION:

Active Army	
HISA (Ft Monmouth) (21)	
USAINSCOM (2)	
COE (1)	
TSG (1)	
USAARENBD (1)	
DARCOM (1)	
TRADOC (2)	
OS Maj Cmd (4)	
TECOM (4)	
USACC (4)	
MDW (1)	
Armies (2)	
Corps (2)	
Svc Colleges (1)	
USASIGS (5)	
USAADS (2)	
USAFAS (2)	
USAARMS (2)	
USAIS (2)	
USAES (2)	
	USAICS (3)
	MAAG (1)
	USARMIS (1)
	USAERDAA (1)
	USAERDAW (1)
	Ft Gordon (10)
	Ft Huachuca (10)
	Ft Carson (5)
	Army Dep (1) except
	LBAD (14)
	SAAD (30)
	TOAD (14)
	SHAD (3)
	Ft Gillem (10)
	USA Dep (1)
	Sig Sec USA Dep (1)
	Ft Richardson (CERCOM Ofc) (2)
	Units org under fol TOE:
	29-207 (2)
	29-610 (2)

NG: None

USAR: None

For explanation of abbreviations used see, AR 310-50.

This fine document...

Was brought to you by me:



[Liberated Manuals -- free army and government manuals](#)

Why do I do it? I am tired of sleazy CD-ROM sellers, who take publicly available information, slap “watermarks” and other junk on it, and sell it. Those masters of search engine manipulation make sure that their sites that sell free information, come up first in search engines. They did not create it... They did not even scan it... Why should they get your money? Why are not letting you give those free manuals to your friends?

I am setting this document FREE. This document was made by the US Government and is NOT protected by Copyright. Feel free to share, republish, sell and so on.

I am not asking you for donations, fees or handouts. If you can, please provide a link to liberatedmanuals.com, so that free manuals come up first in search engines:

<A HREF=<http://www.liberatedmanuals.com/>>Free Military and Government Manuals

- Sincerely
Igor Chudov
<http://igor.chudov.com/>
- [Chicago Machinery Movers](#)