

TECHNICAL MANUAL

**ORGANIZATIONAL MAINTENANCE REPAIR PARTS AND
SPECIAL TOOLS LISTS
FOR
AMPLIFIER GROUP OA-1394/GRC
(NSN 5820-00-543-0110)**

This publication is a courtesy quick copy from the UNITED STATES ARMY PUBLICATIONS CENTER, ST. LOUIS, MISSOURI, to meet your needs while we are replenishing our regular stock.

TECHNICAL MANUAL
NO.11 5820 287 20P 8



*TM 11-5820-287-20P-8
HEADQUARTERS
DEPARTMENT OF THE ARMY
WASHINGTON, DC, 15 September 1978

**ORGANIZATIONAL MAINTENANCE REPAIR PARTS AND
SPECIAL TOOLS LISTS
FOR
AMPLIFIER GROUP OA-1394/GRC
(NSN 5820-00-543-0110)
*Current as of 12 May 1978***

REPORTING OF ERRORS

You can improve this manual by recommending improvements using DA Form 2028-2 located in the back of the manual. Simply tear out the self addressed form, fill it. Out as shown on the sample, fold it where shown, and drop it in the mail.

If there are no blank DA Form 2028-2 in the back of your manual, use the standard DA Form 2028 (Recommended Changes to Publications and Blank Forms) and forward to the Commander, US Army Communications and Electronics Materiel Readiness Command, ATTN: DRSEL-MA-Q, Fort Monmouth, New Jersey 07703.

In either case a reply will be furnished direct to you.

Table of Contents

		<i>Page</i>	<i>Illus Figure</i>
SECTION	I. Introduction.....	1	
	II. Repair parts list	5	
GROUP	00 Amplifier Group OA 1394 GRC	5	1
	01 Amplifier-Converter AM 914 TRC	11	2, 3
	02 Amplifier-Multiplier, Radio Fr equency AM 915 TRC	17	4, 6
	03 Case Standardized Components, Electrical CY 1338 TRC	23	7
SECTION	III. Special Tools list (Not applicable)		
	IV. National stock number and part number index	24	

SECTION I INTRODUCTION

1. Scope

This manual lists spares and repair parts; special tools; special test, measurement, and diagnostic equipment (TMDE), and other special support equipment required for performance of organizational maintenance of the OA 1394 GRC.

It authorizes the requisitioning and issue of spares and repair parts as indicated by the source and maintenance codes.

2. General

This Repair Parts and Special Tools lists is divided into the following sections:

a. Section II. Repair Parts List. A list of spares and repair parts authorized for use in the performance of maintenance. The list also includes parts which must be removed for replacement of the authorized parts. Parts lists are composed of functional groups in numeric sequence, with the parts in each group listed in figure and item number sequence.

b. Section III. Special Tools List Not applicable.

c. Section IV. National Stock Number and Part Number Index. A list, in National item identification number (NIIN) sequence, of all National stock numbers (NSN) appearing in the listings, followed by a list, in alphameric sequence, of all part numbers appearing in the listings. National stock numbers and part numbers are cross-referenced to each illustration figure and item number appearance.

3. Explanation of Columns

a. Illustration This column is divided as follows:

(1) *Figure number.* Indicates the figure number of the illustration on which the item is shown.

(2) *Item number.* The number used to identify item called out in the illustration.

b. Source, Maintenance and Recoverability (SMR) Codes.

(1) *Source code.* Source codes indicate the manner of acquiring support items for maintenance, repair, or overhaul of end items. Source codes are entered in the first and second positions of the Uniform SMR Code format as follows:

<i>Codes</i>	<i>Definition</i>
PA	Item procured and stocked for anticipated or known usage.
XD	A support item that is not stocked. When required, item will be procured through normal supply channels.

NOTE

Cannibalization or salvage may be used as a source of supply for any items source coded above except those coded XA and aircraft support items as restricted by AR 700-42.

(2) *Maintenance code.* Maintenance codes are assigned to indicate the levels of maintenance authorized to USE and REPAIR support items. The maintenance codes are entered in the third and fourth positions of the Uniform SMR Code format as follows:

(a) The maintenance code entered in the third position will indicate the lowest maintenance level authorized to remove, replace, and use the support item. The maintenance code entered in the third position will indicate one of the following levels of maintenance:

<i>Code</i>	<i>Application/Explanation</i>
-------------	--------------------------------

O—Support item is removed, replaced, used at the organizational level.

(b) The maintenance code entered in the fourth position indicates whether the item is to be repaired and identifies the lowest maintenance level with the capability to perform complete repair (i.e., all authorized maintenance functions). This position will contain one of the following maintenance codes:

TM 11-5820-287-20P-8

<i>Code</i>	<i>Application/Explanation</i>
O	The lowest maintenance level capable of complete repair of the support item is the organizational level.
D	The lowest maintenance level capable of complete repair of the support item is the depot level.
Z	Nonreparable. No repair is authorized.

(3) Recoverability code. Recoverability codes are assigned to support items to indicate the disposition action on unserviceable items. The recoverability code is entered in the fifth position of the Uniform SMR Code format as follows:

<i>Recoverability codes</i>	<i>Definition</i>
-----------------------------	-------------------

Z	Nonreparable item. When unserviceable, condemn and dispose at the level indicated in position 3.
O	Reparable item. When uneconomically repairable, condemn and dispose at organizational level.
D	Reparable item. When beyond lower level repair capability, return to depot. Condemnation and disposal not authorized below depot level.

c. National Stock Number. Indicates the National stock number assigned to the item and will be used for requisitioning purposes.

d. Part Number. Indicates the primary number used by the manufacturer (individual company, firm, corporation, or Government activity), which controls the design and characteristics of the item by means of its engineering drawings, specifications, standards, and inspection requirements to identify an item or range of items.

NOTE

When a stock numbered item is requisitioned, the repair part received may have a different part number than the part being replaced.

e. Federal Supply Code for Manufacturer (FSCM). The FSCM is a 5-digit numeric code listed in SB 708-42 which is used to identify the manufacturer, distributor, or Government agency, etc.

f. Description. Indicates the Federal item name and if required, a minimum description to identify the item.

g. Unit of Measure (U/M). Indicates the standard of the basic quantity of the listed item as used in performing the actual maintenance function. This measure is expressed by a two-character alphabetical abbreviation (e.g., cat in, pr, etc.). When the unit of measure differs from the unit of issue, the lowest unit of issue that will satisfy the required units of measure still be requisitioned.

h. Quantity Incorporated in Unit. Indicates the quantity of the item used in the breakout shown on the illustration figure, which is prepared for a functional group, subfunctional group, or an assembly.

4. Special Information

a. The following publication pertains to the OA-1394/GRC and its components:

(TM 11-582-287-12), Operator's and organizational maintenance manual: Radio sets AN/TRC-24 (NSN 5820-00 502-1133), AN/GRC-75 (5820-00-581-2104), AN/GRC-78 (5820-00-581-2105), AN/GRC-81 (5820-00-578-5451) and AN/GRC-81A (5820-00-578-5451); radio terminal sets AN/TRC-35 (5820-00-503-2578), AN/GRC-76 (5820-00-557-6260), AN/GRC-79 (5820-693-9796), and AN/GRC-82 (5820-00-578-5413); radio relay set AN/TRC-36 (5820-569-0031); radio repeater sets AN/GRC-77 (5820-557-6259) AN/GRC-80 (5820-00-561-6680) and AN/GRC-83 (5820-00-578-5452); and radio set groups AN/TRA-25 (5820-00-776-5406), AN/TRA-25A (5820-00-856-9911), and OA-3668A/TRC-24 (5820-00-082-3214).

b. The illustrations in this manual are identical to those published in TM 11-5820-287-34P-8. Only those parts assigned the third position SMR maintenance code "C" or "O" are listed in the tabular listing; therefore, there may be a break in the item number sequence. Only illustrations containing organizational authorized items appear in this manual.

5. How to Locate Repair Parts

a. When National stock number or part number is unknown.

(1) *First.* Using the table of contents, determine the

functional group within the item belongs. This is necessary since illustrations are prepared for functional groups and listings are divided into the same groups.

(2) *Second.* Find the illustration covering the functional group to which the item belongs.

(3) *Third.* Identify the item on the illustration and note the illustration figure and item number of the item.

(4) *Fourth.* Using the Repair Parts Listing, find the figure and item number noted on the illustration.

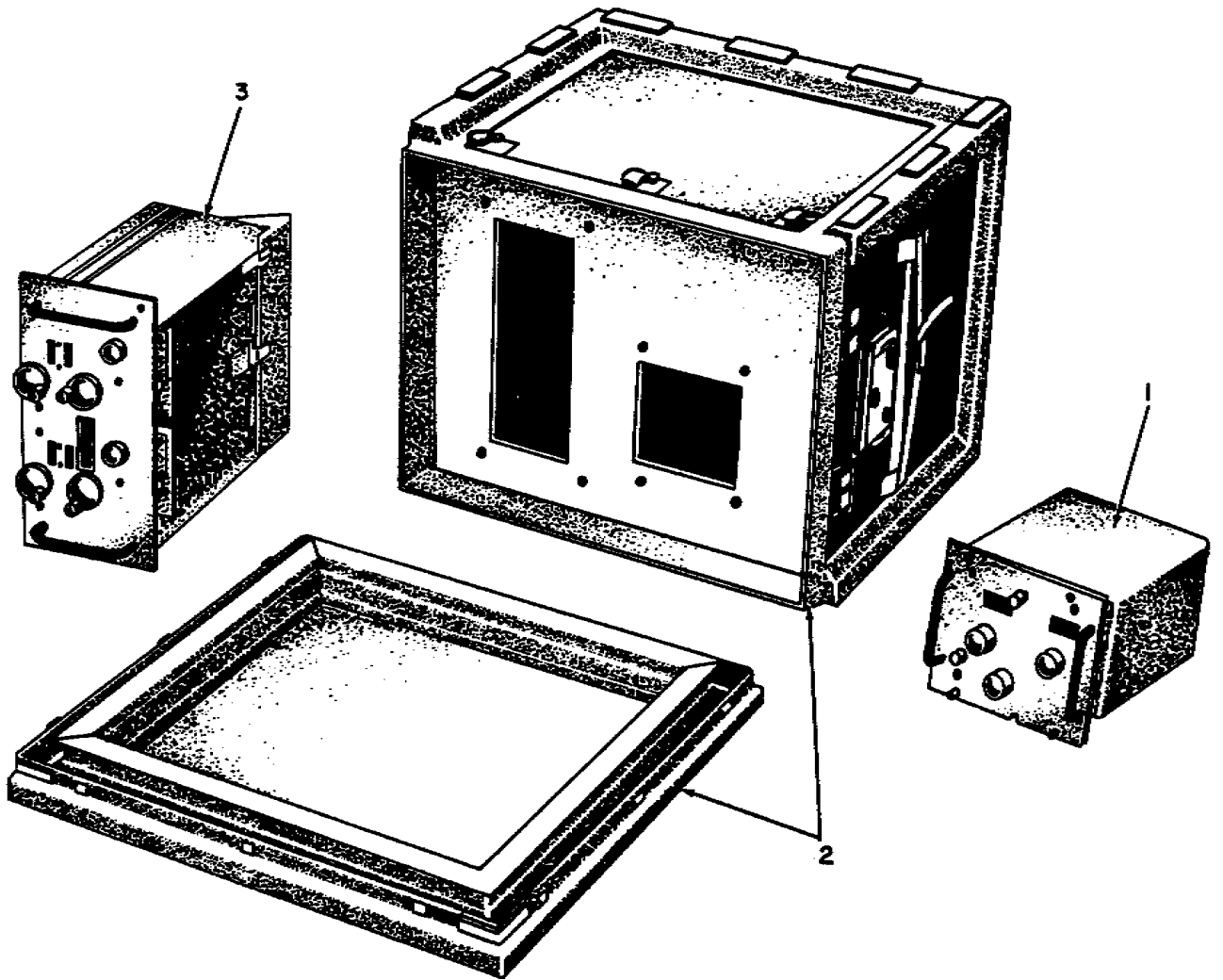
b. When National stock number or part number is known.

(1) *First.* Using the Index of National Stock Numbers and Part Numbers, find the pertinent National stock number or part number. This index is in NIIN sequence followed by a list of part numbers in alphanumeric sequence, cross-referenced to the illustration figure number and item number.

(2) *Second.* After finding the figure and item number, locate the figure and item number in the repair parts list.

6. Abbreviations

Not applicable.



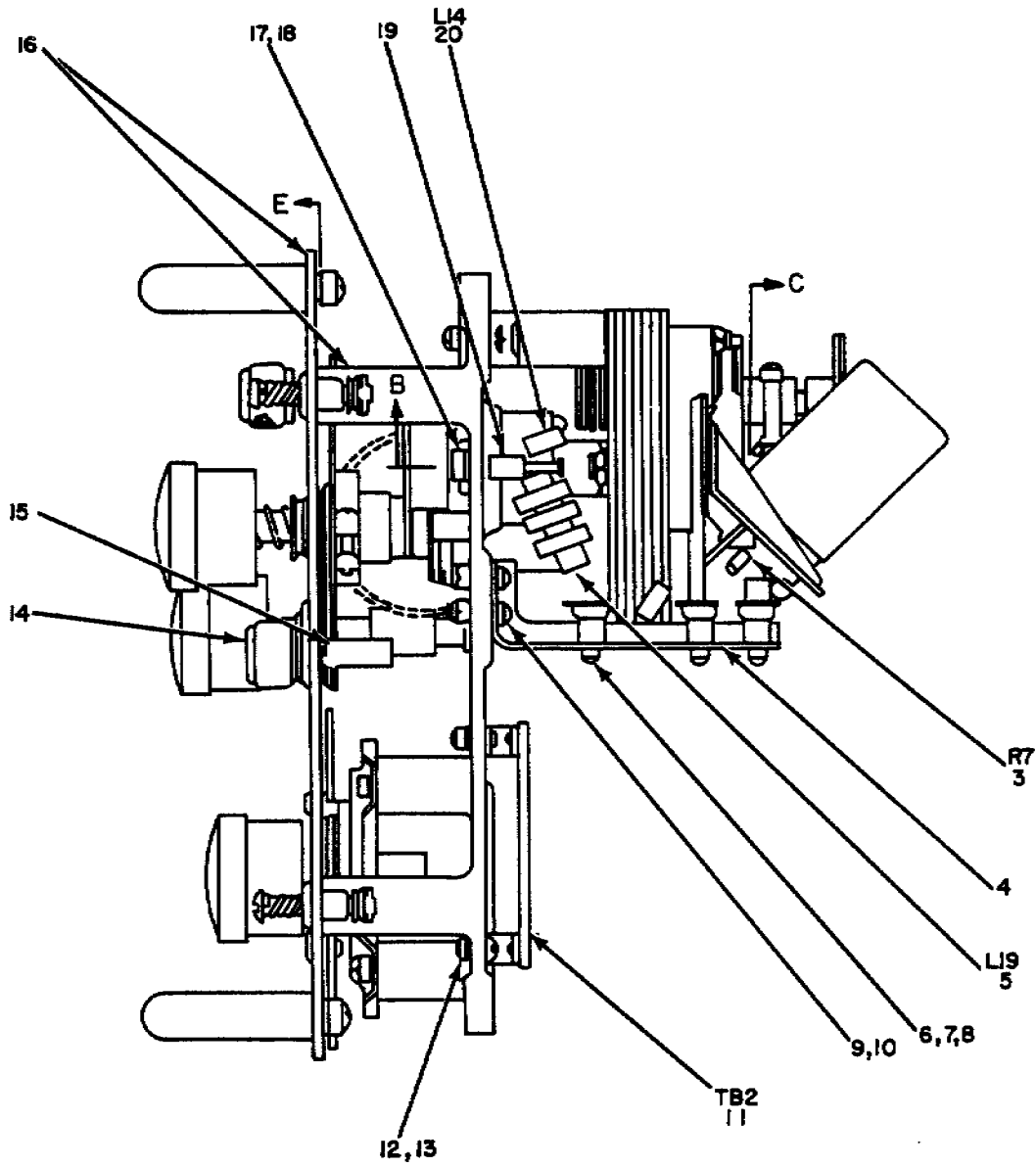
EL3YH001

Figure 1. Amplifier Group OA-1394/GRC.

SECTION II

TM 11-5820-287-20P-8

(1) ILLUSTRATION		(2)	(3)	(4)	(5)	(6)	(7)	(8)
(a) FIG NO.	(b) ITEM NO.	SMR CODE	NATIONAL STOCK NUMBER	PART NUMBER	FSCM	DESCRIPTION USABLE ON CODE	U/M	QTY INC IN UNIT
						GROUP 00 AMPLIFIER GROUP OA-1394/GRC		
1	2	PAODD	5820-00-324-8715	AM914TRC	80058	AMPLIFIER CONVERTER	EA	1
1	2	PAODD	5820-00-504-7187	CY1338TRC	80063	CASE, STDZN CMPN	EA	1
1	3	PAODD	5820-00-392-5504	AM915/TRC	80058	AMPL-MULTIPLIE.....	EA	1



EL3YH007

LEFT SIDE VIEW

Figure 2. Amplifier-Converter AM-914/TRC, Oscillator Assembly (Sheet 1 of 4)

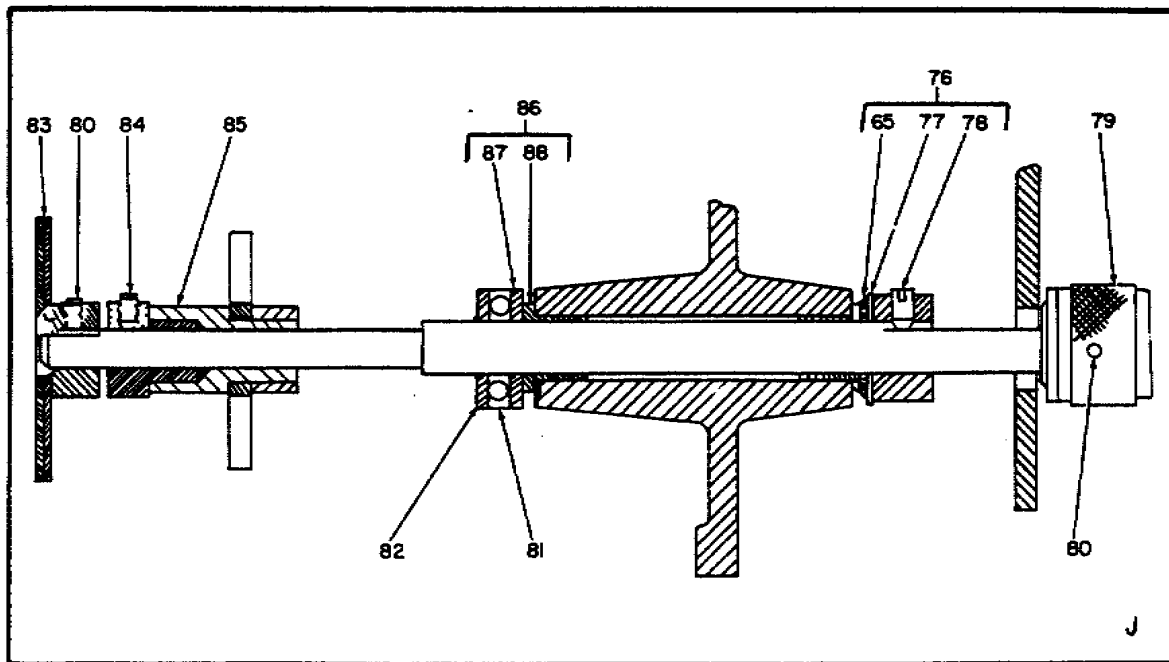
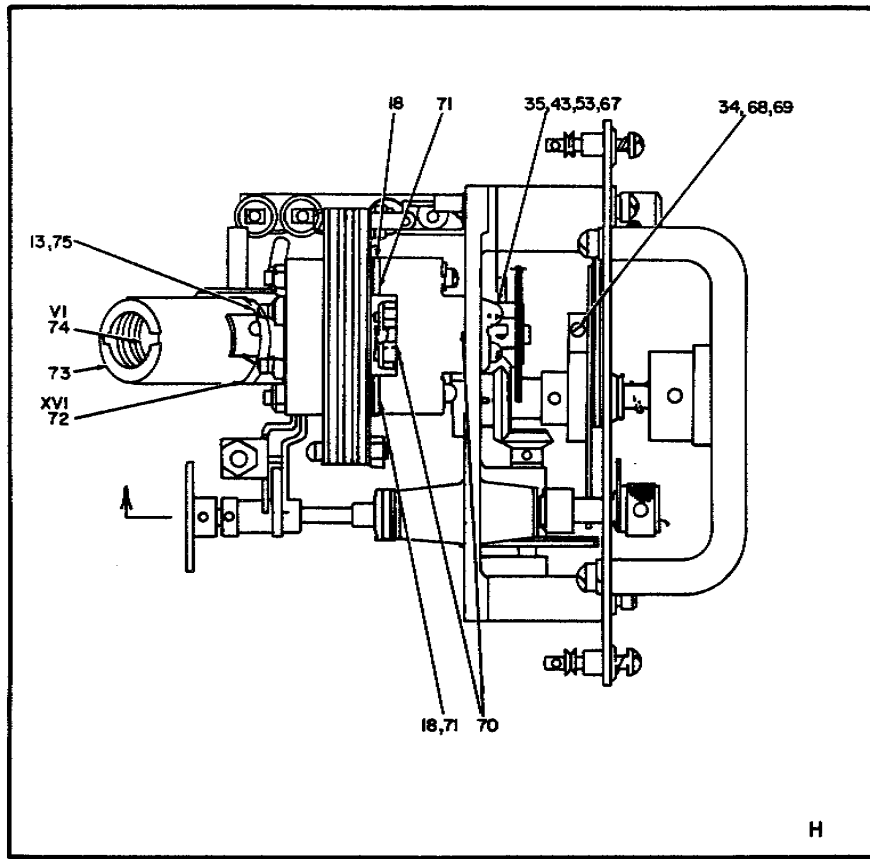
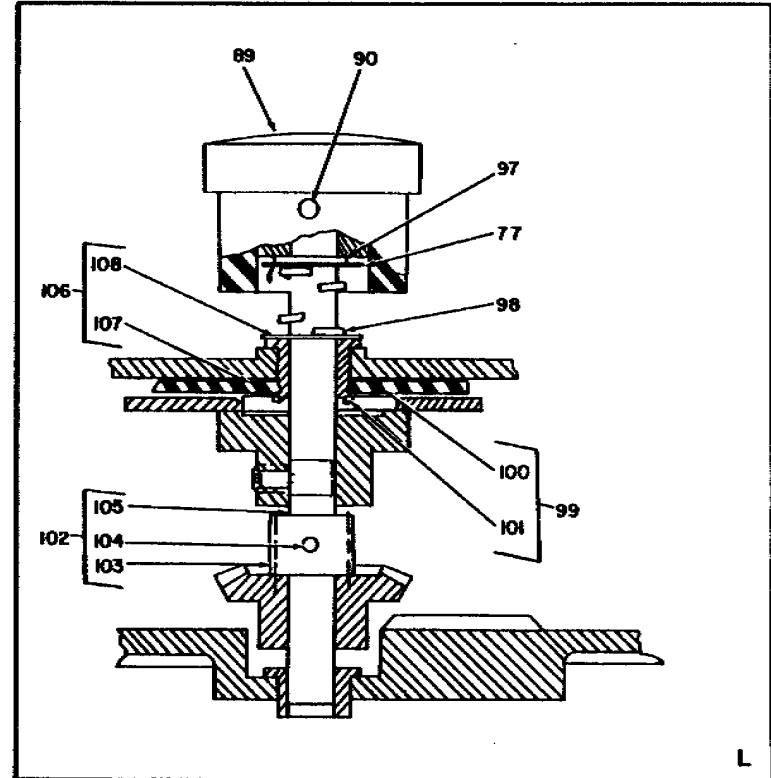
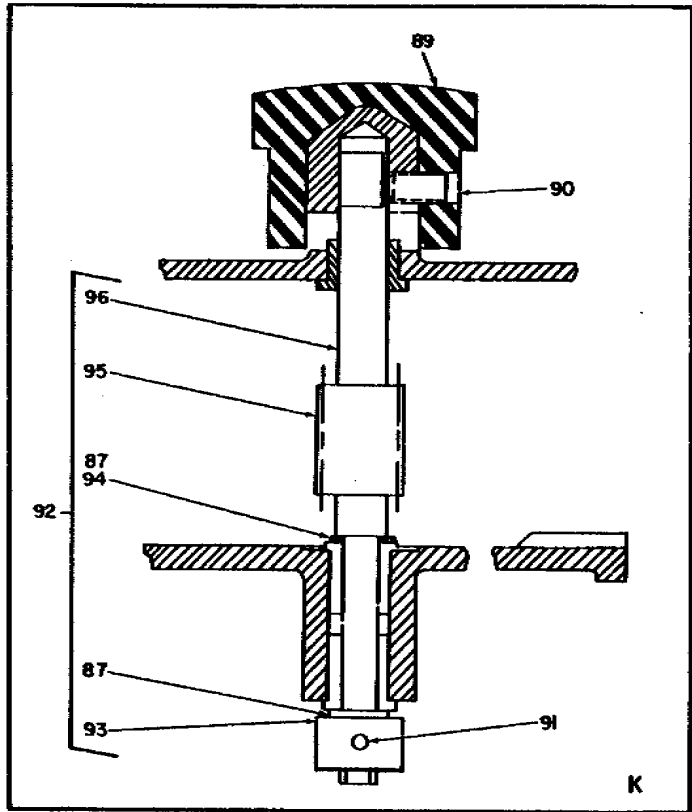


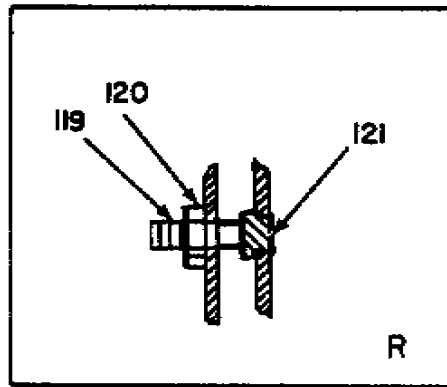
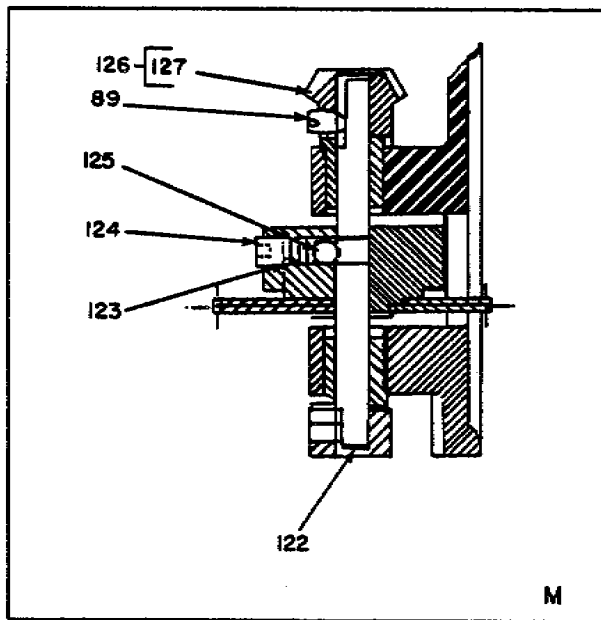
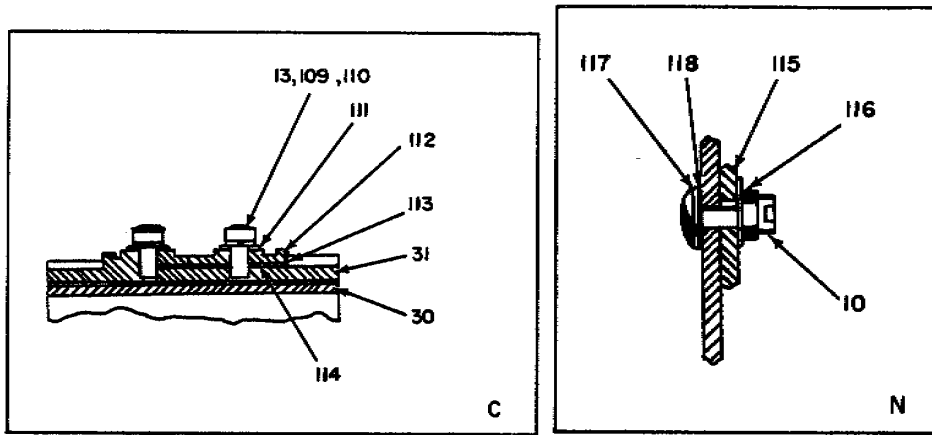
Figure 2. Amplifier-Converter AM-914/TRC, Oscillator Assembly (Sheet 2 of 4)

EL3YH011



EL3YHO12

Figure 2. Amplifier-Converter AM-914/TRC, Oscillator Assembly (Sheet 3 of 4)

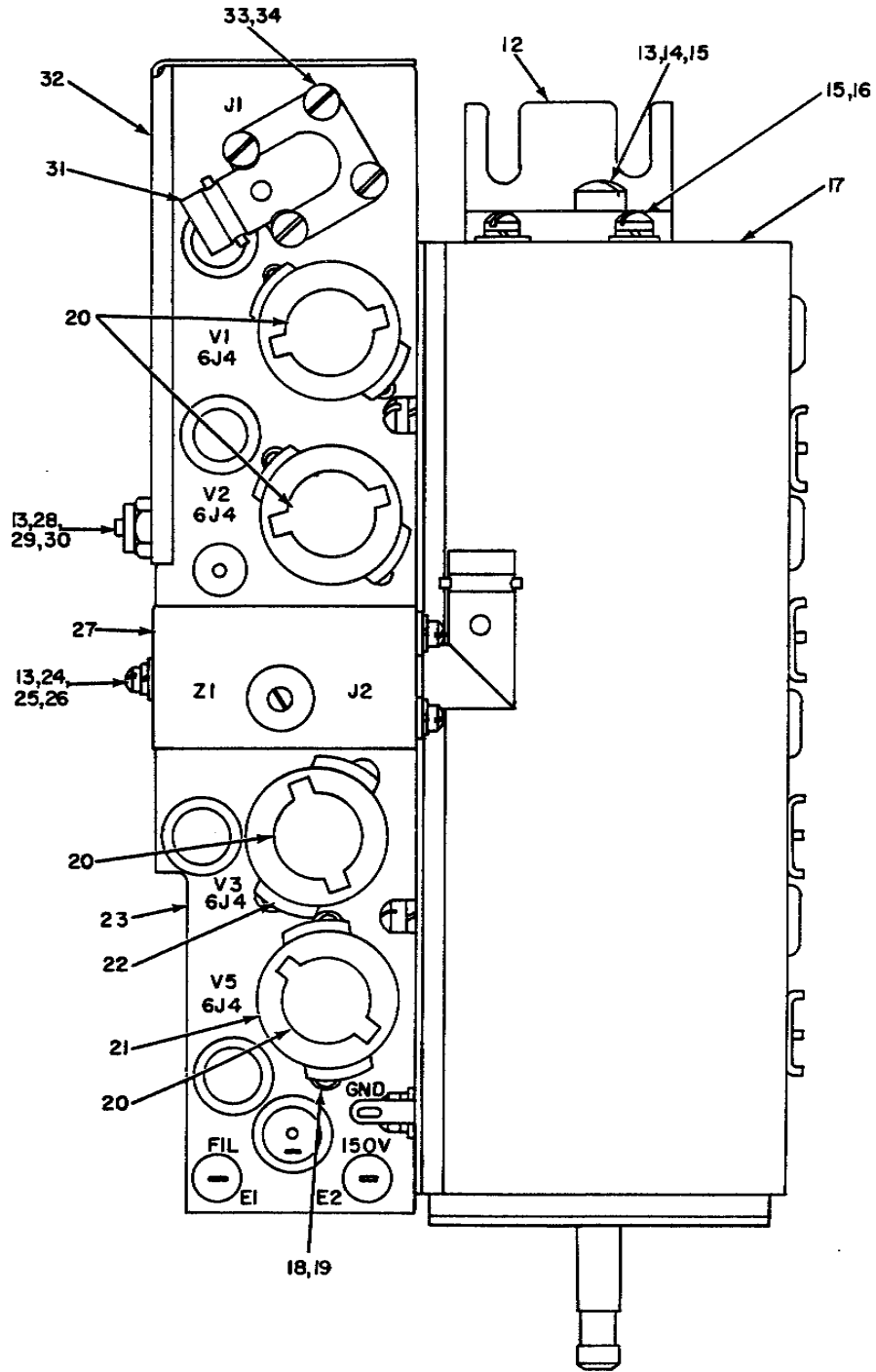


EL3YHO13

Figure 2 Amplifier-Converter AM-914/TRC, Oscillator Assembly (Sheet 4 of 4)

SECTION II TM11-5820-287-20P-8

(1) ILLUSTRATION		(2)	(3)	(4)	(5)	(6) DESCRIPTION	(7)	(8) QTY
(a) FIG NO.	(b) ITEM NO.	SMR CODE	NATIONAL STOCK NUMBER	PART NUMBER	FSCM	USABLE ON CODE	U/M	INC IN UNIT
					 GROUP 01 amplifier-converter am-914/trc		
2	14	XDODD		SCB65884	80063	KNOB ASSEMBLY	EA	1
2	73	PAOZZ	5960-00-866-2712	M24251-6-4	81349	SHIELD	EA	1
2	74	PAOZZ	5960-00-188-6584	JAN5670	81349	ELECTRON TUBE.....	EA	1
2	79	PAOZZ	5355-00-667-6848	SCB65958	80063	KNOB ASSEMBLY	EA	1
2	80	PAOZZ	5305-00-719-5330	MS51963-21	96906	SETSCREW	EA	1
2	89	XDOZZ		BO-94832-8	88440	KNOB	EA	3
2	90	XDOZZ		AN565D6H6	80058	SETSCREW	EA	6
2	127	XDOZZ		SCB65919-1	80063	PINION.....	EA	1



RIGHT SIDE VIEW

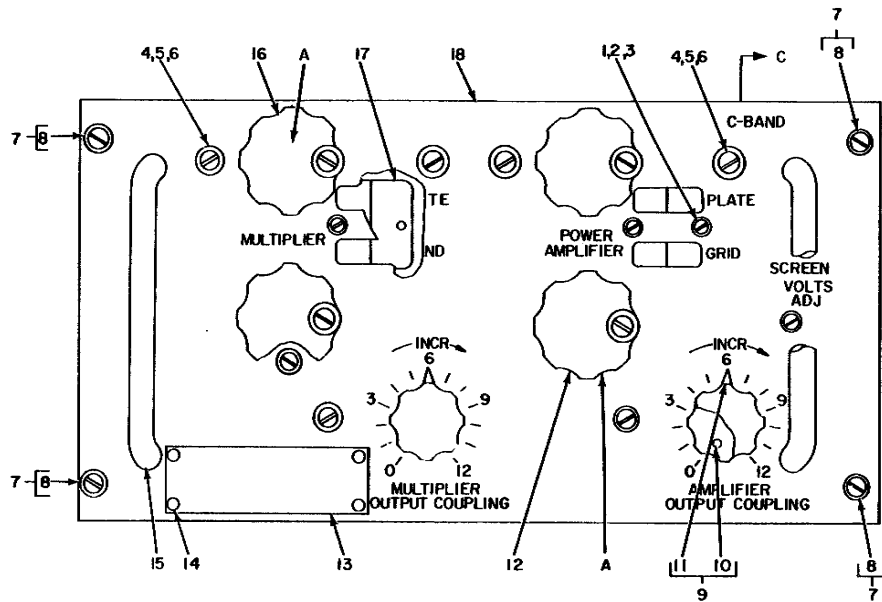
Figure 3. Amplifier-Converter AM-914/TRC, Amplifier Mixer Assembly.

EL3YHO15

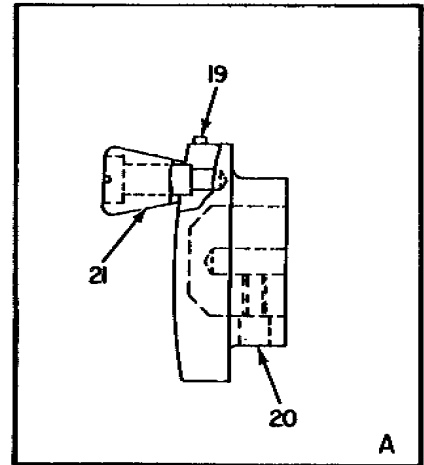
SECTION II

TM11-5820-287-20P-8

(1) ILLUSTRATION		(2)	(3)	(4)	(5)	(6) DESCRIPTION	(7)	(8) QTY
(a) FIG NO.	(b) ITEM NO.	SMR CODE	NATIONAL STOCK NUMBER	PART NUMBER	FSCM	USABLE ON CODE	U/M	INC IN UNIT
3	20	PAOZZ	5960-00-543-1128	6J4WA	81349	ELECTRON TUBE.....	EA	4
3	21	PAOZZ	5960-00-860-7709	M24251-6-2	81349	SHIELD, ELECTRO.....	EA	4
						13/(14 blank)		



FRONT PANEL



EL3HYO21

Figure 4. Amplifier-Multiplier, Radio Frequency AM-915/TRC (Sheet 1 of 2).

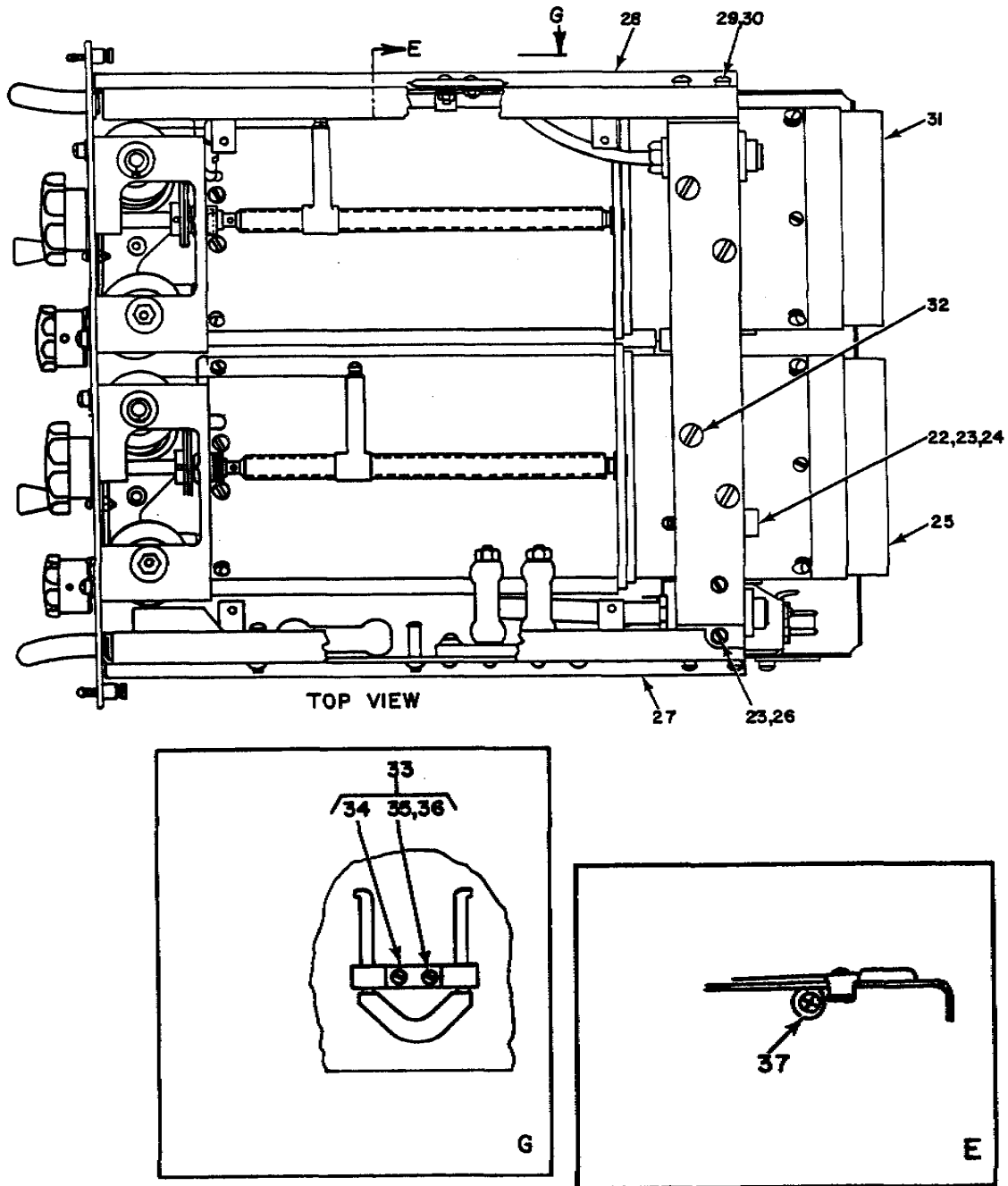


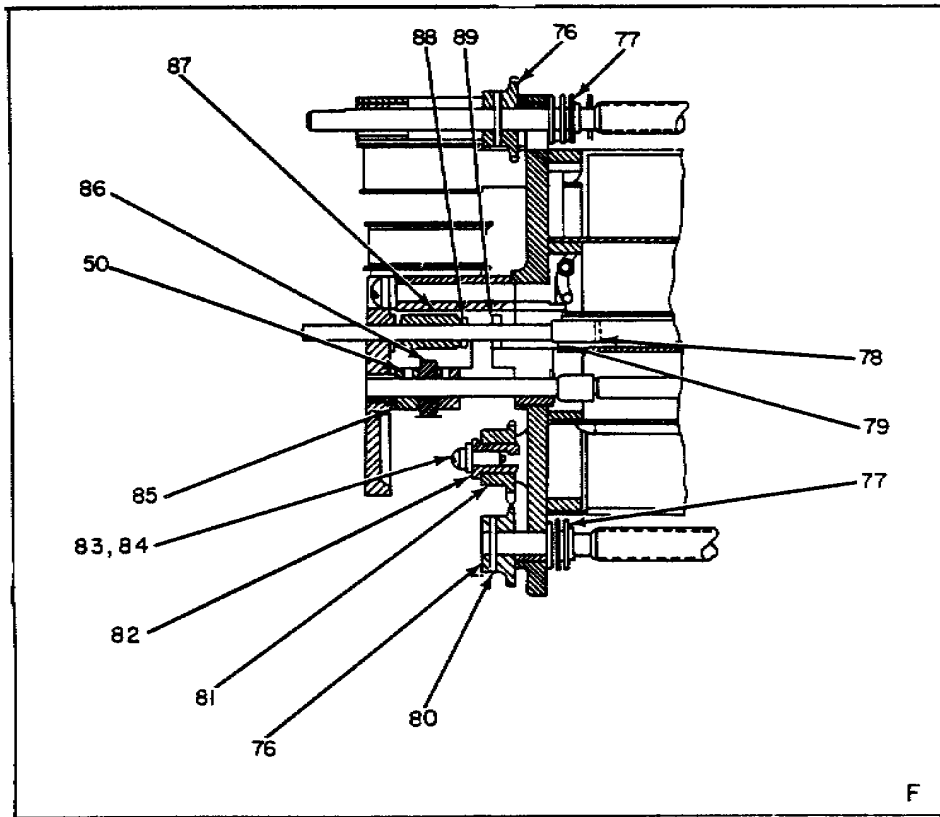
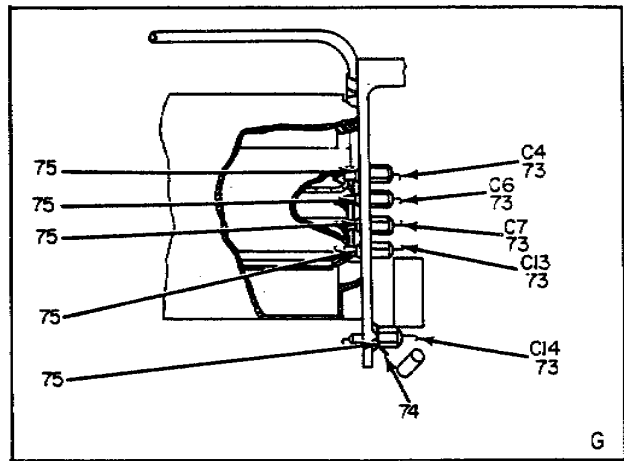
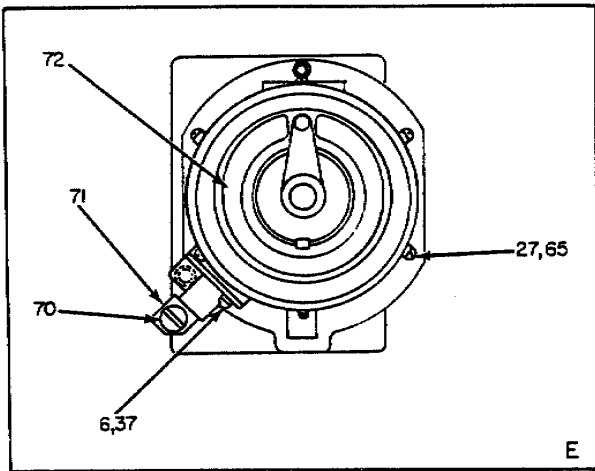
Figure 4. Amplifier-Multiplier, Radio Frequency AM-915/TRC (sheet 2 of 2).

EL3YHO22

SECTION II

TM11-5820-287-20P-8

(1) ILLUSTRATION (a) FIG NO.		(b) ITEM NO.	(2) SMR CODE	(3) NATIONAL STOCK NUMBER	(4) PART NUMBER	(5) FSCM	(6) DESCRIPTION USABLE ON CODE	(7) U/M	(8) QTY INC IN UNIT
						 GROUP O2 AMPLIFIER-MULTIPLIER RADIO FREQUENCY AM-915/TRC		
4	9	PAOOO		5355-00-667-9096	SCB65008	80063	KNOB ASSEMBLY.....	EA	2
4	10	XDOZZ			MS35190-10	96906	SCREW,MACHINE.....	EA	6
4	11	XDOZZ			SCB65004	80063	POINTER,DIAL.....	EA	2
4	12	XDOZZ			SC-B-65007	80063	KNOB ASSEMBLY.....	EA	2
4	13	XDOZZ			SMB358992	80063	PLATE.....	EA	1
4	14	PAOZZ		5305-00-253-5609	MS21318-13	96906	SCREW,DRIVE.....	EA	4
4	16	PAOZZ		5355-00-667-9473	SCB65006	80063	KNOB ASSEMBLY.....	EA	2
4	20	PAOZZ		5305-00-719-5349	MS51963-37	96906	SETSCREW.....	EA	8
4	33	PAOZZ		5120-00-293-2699	SCC65015	80063	PULLER,TUB.....	EA	1



NOTE: ITEMS 90 THRU 95 NOT SHOWN.

EL3YHO28

Figure 5. Amplifier-Multiplier, Radio Frequency AM-915/TRC, Multiplier Assembly.

SECTION II

TM11-5820-287-20P-8

(1) ILLUSTRATION		(2)	(3)	(4)	(5)	(6) DESCRIPTION	(7)	(8) QTY INC IN UNIT
(a) FIG NO.	(b) ITEM NO.	SMR CODE	NATIONAL STOCK NUMBER	PART NUMBER	FSCM	USABLE ON CODE	U/M	
5	72	PAOZZ	5960-00-985-9059	4X150A	81349	ELECTRON TUBE.....	EA	1

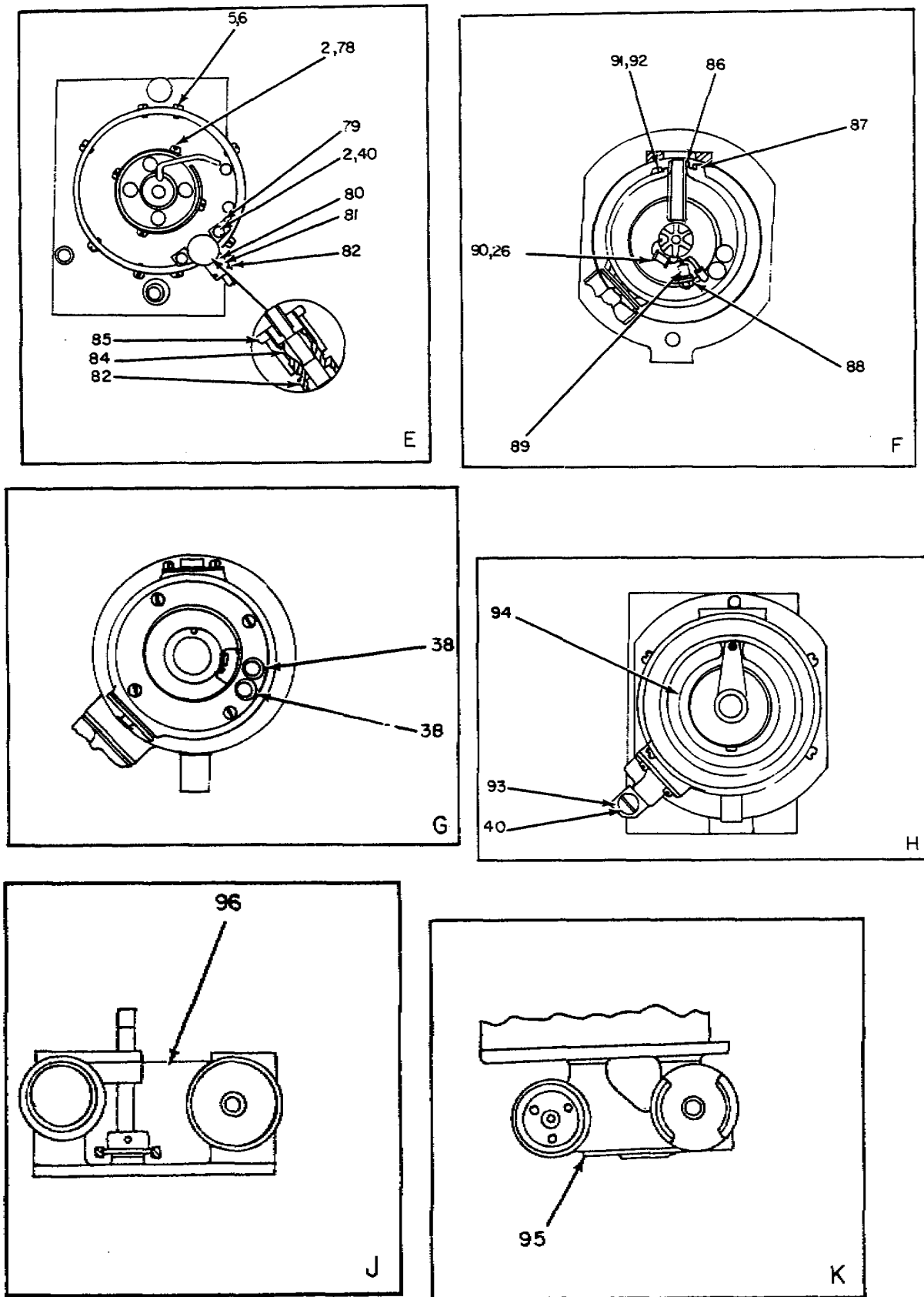


Figure 6. Amplifier-Multiplier, Radio Frequency AM-915/915/TRC, Amplifier Power Assembly.

ELEYHO33

SECTION II

TM11-5820-287-20P-8

(1) ILLUSTRATION		(2)	(3)	(4)	(5)	(6) DESCRIPTION	(7)	(8) QTY INC IN UNIT
(a) FIG NO.	(b) ITEM NO.	SMR CODE	NATIONAL STOCK NUMBER	PART NUMBER	FSCM	USABLE ON CODE	U/M	
6	94	PAOZZ	5960-00-264-9508	4X150G	81349	ELECTRON TUBE.....	EA	1

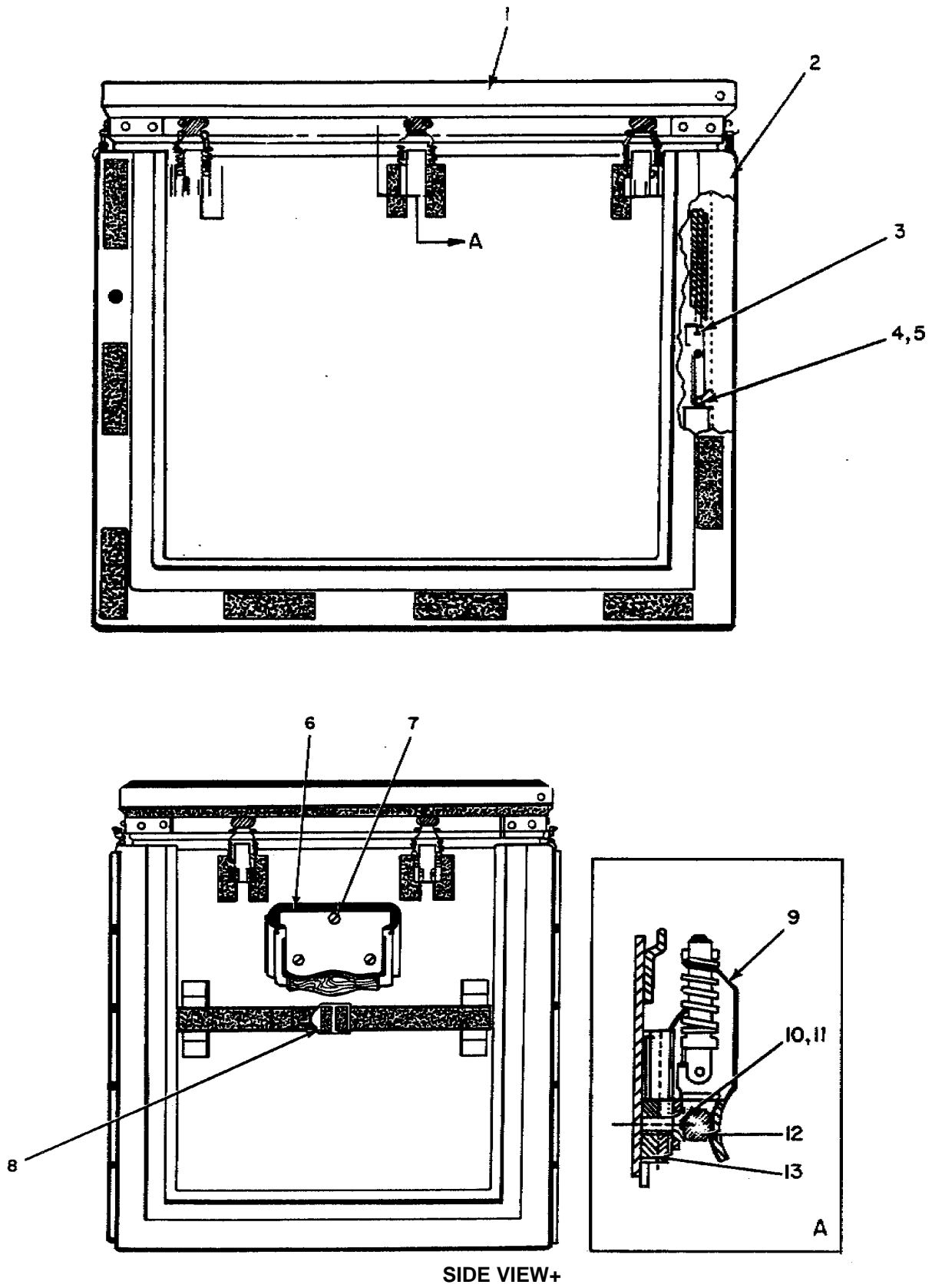


Figure 7. Case, Standardized Components, Electrical CY-1338/TRC.

EL3YHO38

SECTION II

TM11-5820-287-20P-8

(1) ILLUSTRATION		(2)	(3)	(4)	(5)	(6) DESCRIPTION	(7)	(8)
(a) FIG NO.	(b) ITEM NO.	SMR CODE	NATIONAL STOCK NUMBER	PART NUMBER	FSCM	USABLE ON CODE	U/M	QTY INC IN UNIT
					 GROUP O3 CASE,STANDARDIZED COMPONENTS,ELECTRICAL CY-1338/TRC		
7	6	PAOZZ	5340-00-852-7876	112-11	80063	HANDLE,BAIL.....	EA	2
7	7	PAOZZ	5305-00-984-7363	MS35191-272	96906	SCREW,MACHINE.....	EA	6
7	8	XDOZZ		SMC117638	80063	STRAP ASSEMBLY.....	EA	2
7	9	XDOZZ		SMB117625	80063	CATCH.....	EA	10
7	10	PAOZZ	5305-00-958-5453	MS35190-236	96906	SCREW,MACHINE.....	EA	20
7	11	PAOZZ	5310-00-194-9213	MS35336-39	96906	WASHER,LOCK.....	EA	20
7	12	XDOZZ		SCB20651	80063	RETAINER,CATCH.....	EA	10
7	13	XDOZZ		SMB117634	80063	PLATE.....	EA	10

SECTION IV

NATIONAL STOCK NUMBER AND PART NUMBER INDEX TM11-5820-287-20P-8

NOTE: LATEST NATIONAL STOCK NUMBER AND PART NUMBER ASSIGNMENTS ARE INCLUDED AT END OF INDEX

STOCK NUMBER	FIGURE NO.	ITEM NO.	STOCK NUMBER	FIGURE NO.	ITEM NO.
5960-00-188-6584	2	74	5355-00-667-6848	2	79
5310-00-194-9213	7	11	5355-00-667-9096	4	9
5305-00-253-5609	4	14	5355-00-667-9473	4	16
			5305-00-719-5330	2	80
5960-00-264-9508	6	94	5305-00-719-5349	4	20
5120-00-293-2699	4	33	5340-00-852-7876	7	6
5820-00-324-8715	1	1	5960-00-860-7709	3	21
5820-00-392-5504	1	3	5305-00-958-5453	7	10
5820-00-504-7187	1	2	5305-00-984-7363	7	7
5980-00-543-1128	3	20	5960-00-985-9059	5	72

PART NUMBER	FSCM	FIG. NO.	ITEM NO.	PART NUMBER	FSCM	FIG. NO.	ITEM NO.
AM914TRC	80058	1	1	SC820651	80063	7	12
AM915TRC	80058	1	3	SC865004	80063	4	11
AN565D6H6	80058	2	90	SC865006	80063	4	16
80-94832-8	88440	2	89	SC885008	80063	4	9
CY1338TRC	80083	1	2	SC865884	80063	2	14
JAN5670	81349	2	74	SC865956	80063	2	79
MS21318-13	9h908	4	14	SCC65015	80083	4	33
MS35190-10	96908	4	10	SM8117625	80063	7	9
MS35190-236	96906	7	10	SM9358992	80083	4	13
				SMC 117638	80083	7	8
MS35338-39	96906	7	11				
MS51963-21	96906	2	80	112-11	80063	7	6
MS51963-37	96908	4	20	4X150A	81349	5	72
M24251-6-2	H1349	3	21	4X150G	81349	6	94
SC-B-65C07	80063	4	12	6J4WA	81349	3	20

LATEST PART NUMBER ASSIGNMENTS

PART NUMBER	FSCM	FIG. NO.	ITEM NO.
SCB65919-1	80063	2	127
SMB117634	80063	7	13

LATEST NATIONAL STOCK NUMBER ASSIGNMENT FIG. ITEM

STOCK NUMBER	FIG. NO.	ITEM NO.
5960-00-866-2712	2	73

ADDITIONAL LATEST PART NUMBER ASSIGNMENTS

PART NUMBER	FSCM	FIG. NO.	ITEM NO.
MS35191-272	96906	7	7
M24251-6-4	81349	2	73

By Order of the Secretary of the Army:

BERNARD W. ROGERS
General, United States Army
Chief of Staff

Official:

J. C. PENNINGTON
Brigadier General, United States Army
The Adjutant General

Distribution

To be distributed in accordance with DA Form 12-51, Organizational maintenance for OA 1394 GRC.

GPO 823-130

This fine document...

Was brought to you by me:



[Liberated Manuals -- free army and government manuals](#)

Why do I do it? I am tired of sleazy CD-ROM sellers, who take publicly available information, slap “watermarks” and other junk on it, and sell it. Those masters of search engine manipulation make sure that their sites that sell free information, come up first in search engines. They did not create it... They did not even scan it... Why should they get your money? Why are not letting you give those free manuals to your friends?

I am setting this document FREE. This document was made by the US Government and is NOT protected by Copyright. Feel free to share, republish, sell and so on.

I am not asking you for donations, fees or handouts. If you can, please provide a link to liberatedmanuals.com, so that free manuals come up first in search engines:

<A HREF=<http://www.liberatedmanuals.com/>>Free Military and Government Manuals

- Sincerely
Igor Chudov
<http://igor.chudov.com/>
- [Chicago Machinery Movers](#)