

TECHNICAL MANUAL

ORGANIZATIONAL MAINTENANCE REPAIR PARTS  
AND  
SPECIAL TOOLS LISTS

FOR

RADIO SETS

AN/VRC-24 (NSN 5820-00-402-2264),

AN/VRC-24A (NSN 5820-00-892-3722),

AN/TRC-68 (NSN 5820-00-682-2718),

AND

AN/TRC-68A (NSN 5820-00-892-3723)

## **WARNING**

### **DANGEROUS VOLTAGES EXIST IN THIS EQUIPMENT**

**Dangerous potentials exist at several points throughout this equipment.**

**When the equipment is operated with the covers removed; DO NOT touch exposed connections or components. Some transistors have voltages present on their cases. Disconnect power before cleaning the equipment or replacing parts.**

**DON'T TAKE CHANCES!**

**ORGANIZATIONAL MAINTENANCE REPAIR PARTS AND SPECIAL TOOLS LISTS**

**RADIO SETS**

**AN/VRC-24 (NSN 5820-00-402-2264),  
AN/VRC-24A (NSN 5820-00-892-3722),  
AN/TRC-68 (NSNA 5820-00-682-2718),  
AND**

**AN/TRC-68A (NSN 5820-00-892-3723)**

Current as of 10 September 1979

REPORTING ERRORS AND RECOMMENDING IMPROVEMENTS

**You can help improve this manual. If you find any mistakes or if you know of a way to improve the procedures, please let us know.**

**Mail your letter, DA Form 2028 (Recommended Changes to Publications and Blank Forms), or DA Form 2028-2 located in back of this manual direct to Commander, US Army Communications and Electronics Materiel Readiness Command, ATTN: DRSEL-ME-MQ, Fort Monmouth NJ 07703.**

**In any case a reply will be furnished direct to you.**

Table of Contents

Section		Page	Illus Figure
	I. Introduction .....	1	
	II. Repair parts list .....	5	
Group	00 Radio Sets AN/VRC-24 and AN/VRC-24A .....	5	1
	01 Receiver-Transmitter Groups 0A-2648/VRC-24, 0A-2648A/VRC-24 .....	7	2
	0101 Case, Receiver-Transmitter CY-2557/VRC-24 (No parts authorized)		
	010101 Blower B1401 (no parts authorized)		
	0102 Receiver-Transmitters RT-323/VRC-24, RT-323A/VRC-24 .....	9	3
	010201 Amplifier, IF 3.0 to 3.9 MHz subunit (A1A3) .....	11	4
	010202 500-KHz IF amplifier, subunit (A1A4) .....	13	5
	010203 First IF amplifier 20 to 29.9 MHz subunit (A1A2) .....	15	6
	010204 Audio amplifier and modulator, subunit (A1A12) .....	17	7
	010205 UHF injection 200 to 370 MHz subunit (A1A6) .....	21	8
	010206 Radio frequency and power amplifier 225 to 399.9 MHz subunit (A1A11) ...	23	9
	010207 Coupler, directional (no parts authorized)		
	010208 Dynamotor, DY-151/U (no parts authorized)		
	010209 500-KHz IF filter and low pass filter (no parts authorized)		
	010210 Relay and filter subunit (no parts authorized)		
	010211 Frequency selector assembly (no parts authorized)		
	01021101 Motor, DC(B1231)(no parts authorized)		
Group	02 Mountings MT-1436/U, MT-1436A/U (no parts authorized)		
	03 Radio Set Control C-1439/U .....	25	10
	04 Antenna AT-803/VR (no parts authorized)		
	05 Microphone M-29B/U (no parts authorized)		
	06 Loud Speaker LS-166/U (see TM 11-5965-222-14P for parts)		
	07 Headset, Electrical H-113/U (see TM 11-5965-231-14P for parts)		
	08 Cable Assemblies Group CG-1650 ( )/U, CX-1334 ( )/U, CX-4629 ( )/U, CX-4630 ( )/U and CX-4884 ( )/U (no parts authorized)		

	00 Radio Sets AN/TRC-68 and AN/TRC-68A . . . . .	29	11,12
	01 Receiver-Transmitter Groups OA-2649/TRC-68, OA-2649A/TRC-68. . . . .	33	13
	0101 Case, Receiver-Transmitter CY-2712/TRC-68 (no parts authorized)		
	0102 Power Supply PP-1494/U . . . . .	35	14
	0103 Receiver-Transmitters RT-441/TRC-68, RT-441A/TRC-68 . . . . .	37	15
	010301 Amplifier, IF 3.0 to 3.9 MHz subunit (A1A3).. . . . .	39	16
	010302 500 KHz IF amplifier subunit (A1A4).. . . . .	41	17
	010303 First IF amplifier 20 to 29.9 MHz subunit (A1A2) . . . . .	43	18
	010304 Audio amplifier and modulator subunit (A1A12). . . . .	45	19
Group	010305 UHF injection 200 to 370 MHz subunit (A1A6).. . . . .	49	20
	010306 Radio frequency and power amplifier 225 to 399.9 MHz subunit (A1A11 ).	51	21
	010307 Coupler, directional (no parts authorized)		
	010308 Fan, Centrifugal HD-390/U (no parts authorized)		
	010309 500 KHz IF filter and low pass filter (no parts authorized)		
	010310 Relay and filter subunit (no parts authorized)		
	010311 Frequency selector assembly (no parts authorized)		
	01031101 Motor, DC B1201 (no parts authorized)		
	02 Radio Set Control C-1439 /U . . . . .	53	22
	03 Mounting MT-2297/TRC-68 (no parts authorized)		
	04 Antenna AT- 197/GR (no parts authorized)		
	05 Control Group AN/GRA-6 (see TM 11-5820-489-20P for parts)		
	06 Loud Speaker LS-166/U (see TM 11-5965-222-14P for parts)		
	07 Microphone M-29B/U (no parts authorized)		
	08 Headset, Electrical H-113/U (see TM 11-5965-231-14P for parts)		
	09 Cable Assemblies Group CX-1334( )/U, CX-4881( )/U, CX-4882( )/U, and CX-4884 ( )/U (no parts authorized)		
Section	III. Special tools list (Not applicable)		
	IV. National stock number and part number index . . . . .	54	

# SECTION I

## INTRODUCTION

---

### 1. Scope

This manual lists spares and repair parts; special tools; special test, measurement, and diagnostic Equipment (TMDE), and other special support equipment required for performance of organizational maintenance on the AN/VRC-24, AN/VRC-24A, AN/TRC-68, and AN/TRC-68A. It authorizes the requisitioning and issue of spares and repair parts as indicated by the source and maintenance codes.

### 2. General

**This Repair Parts and Special Tools List is divided into the following sections:**

**a. Section II. Repair Parts List.** A list of spares and repair parts authorized for use in the performance of maintenance. The list also includes parts which must be removed for replacement of the authorized parts. Parts lists are composed of functional groups in numeric sequence, with the parts in each group listed in figure and item number sequence.

**b. Section III. Special Tools List.** Not applicable.

**c. Section IV. National Stock Number and Part Number Index.** A list, in National item identification number (NIIN) sequence, of all National stock numbers (NSN) appearing in the listings, followed by a list, in alphameric sequence, of all part numbers appearing in the listings. National stock numbers and part numbers are cross-referenced to each illustration figure and item number appearance.

### 3. Explanation of Columns

**a. Illustration.** This column is divided as follows:

(1) **Figure number.** Indicates the figure number of the illustration on which the item is shown.

(2) **Item number.** The number used to identify

item called out in the illustration.

**b. Source, Maintenance, and Recoverability (SMR) Codes.**

(1) **Source code.** Source codes indicate the manner of acquiring support items for maintenance, repair, or overhaul of end items. Source codes are entered in the first and second positions of the Uniform SMR Code format as follows:

*Code  
Definition*

PA-Item procured and stocked for anticipated or known usage.

PD-Support item, excluding support equipment, procured for initial issue or outfitting and stocked only for subsequent or additional initial issues or outfitting. Not subject to automatic replenishment.

XD-A support item that is not stocked. When required, item will be procured through normal supply channels.

#### NOTE

Cannibalization or salvage may be used as a source of supply for any items source coded above except those coded XA and aircraft support items as restricted by AR 700-42.

(2) **Maintenance code.** Maintenance codes are assigned to indicate the levels of maintenance authorized to USE and REPAIR support items. The maintenance codes are entered in the third and fourth positions of the Uniform SMR Code format as follows:

(a) The maintenance code entered in the third position will indicate the lowest maintenance level authorized to remove, replace, and use the support item. The maintenance code entered in the third position will indicate one of the following levels of maintenance:

**Code**  
**Application/Explanation**

O-Support item is removed, replaced, used at the organizational level.

(b) The maintenance code entered in the fourth position indicates whether the item is to be repaired and identifies the lowest maintenance level with the capability to perform complete repair (i.e., all authorized maintenance functions). This position will contain one of the following maintenance codes:

**Code**  
**Application/Explanation**

F-The lowest maintenance level capable of complete repair of the support item is the direct support level.

D-The lowest maintenance level capable of complete-repair of the support item is the depot level.

Z-Nonreparable. No repair is authorized.

(3) *Recoverability code.* Recoverability codes are assigned to support items to indicate the disposition action on unserviceable items. The recoverability code is entered in the fifth position of the Uniform SMR Code format as follows:

**Recoverability**

**Codes**

**Definition**

Z-Nonreparable item. When unserviceable, condemn and dispose at the level indicated in position 3.

F-Reparable item. When uneconomically reparable, condemn and dispose at the direct support level.

D-Reparable item. When beyond lower level repair capability, return to depot. Condemnation and disposal not authorized below depot level.

L-Reparable item. Repair, condemnation, and disposal not authorized below depot/specialized repair activity level.

c. *National Stock Number.* Indicates the National stock number assigned to the item and will be used for requisitioning purposes.

d. *Part Number.* Indicates the primary number used by the manufacturer (individual, company, firm, corporation, or Government activity), which controls the design and characteristics of the item by means of its engineering drawings, specifications, standards, and inspection requirements to identify an item or range of items.

**NOTE**

When a stock numbered item is requisitioned, the repair part received may have a different

part number than the part being replaced.  
e. *Federal Supply Code for Manufacturer (FSCM).* The FSCM is a 5-digit numeric code listed in SB 708-42 which is used to identify the manufacturer, distributor, or Government agency, etc.

f. *Description.* Indicates the Federal item name and if required, a minimum description to identify the item.

g. *Unit of Measure (U/M).* Indicates the standard of the basic quantity of the listed item as used in performing the actual maintenance function. This measure is expressed by a two-character alphabetical abbreviation (e.g., ea, in, pr, etc). When the unit of measure differs from the unit of issue, the lowest unit of issue that will satisfy the required units of measure will be requisitioned.

h. *Quantity Incorporated in Unit.* Indicates the quantity of the item used in the breakout shown on the illustration figure, which is prepared for a functional group, subfunctional group, or an assembly.

**4. Special Information**

a. Usable on codes are shown in the description column. Uncoded items are applicable to all models. Identification of the usable on codes used in this publication are:

Code	Used on
ACL	AN/VRC-24
ACM	AN/VRC-24A
ACN	AN/TRC-68
B 0 2	AN/TRc-68A

b. The following publications pertain to the AN/VRC-24, AN/VRC-24A, AN/TRC-68, and AN/TRC-68A and their components:

(1) TM 11-5038, Control Group AN/GRA-6.

(2) TM 11-5820-222-20, Radio Sets AN/VRC-24, AN/VRC-24A, AN/TRC-68, and AN/TRC-68A.

(3) TM 11-5820-489-20P, Control Group AN/GRA-6.

(4) TM 11-5965-222-14P, Dynamic Loudspeaker LS-166/U.

(5) TM 11-5965-231-14P, Headset, Electrical H-113/U.

c. The illustrations in this manual are identical to those published in TM 11-5820-222-34P. Only those parts assigned the third position SMR maintenance code >>C<< or >>O<< are listed in the tabular listing;

therefore, there may be a break in the item number sequence. Only illustrations containing organizational authorized items appear in this manual.

## **5. How to Locate Repair Parts**

*a.* When National stock number or part number is unknown.

(1) *First.* Using the table of contents, determine the functional group within which the item belongs. This is necessary since illustrations are prepared for functional groups and listings are divided into the same groups.

(2) *Second.* Find the illustration covering the functional group to which the item belongs.

(3) *Third.* Identify the item on the illustration and note the illustration figure and item number of the item.

(4) *Fourth.* Using the Repair Parts Listing, find the figure and item number noted on the illustration.

*b.* When National stock number or part number is known.

(1) *First.* Using the Index of National Stock Numbers and Part Numbers, find the pertinent National stock number or part number. This index is in NIIN sequence followed by a list of part numbers in alphameric sequence, cross-referenced to the illustration figure number and item number.

(2) *Second.* After finding the figure and item number, locate the figure and item number in the repair parts list.

## **6. Abbreviations**

Not applicable.

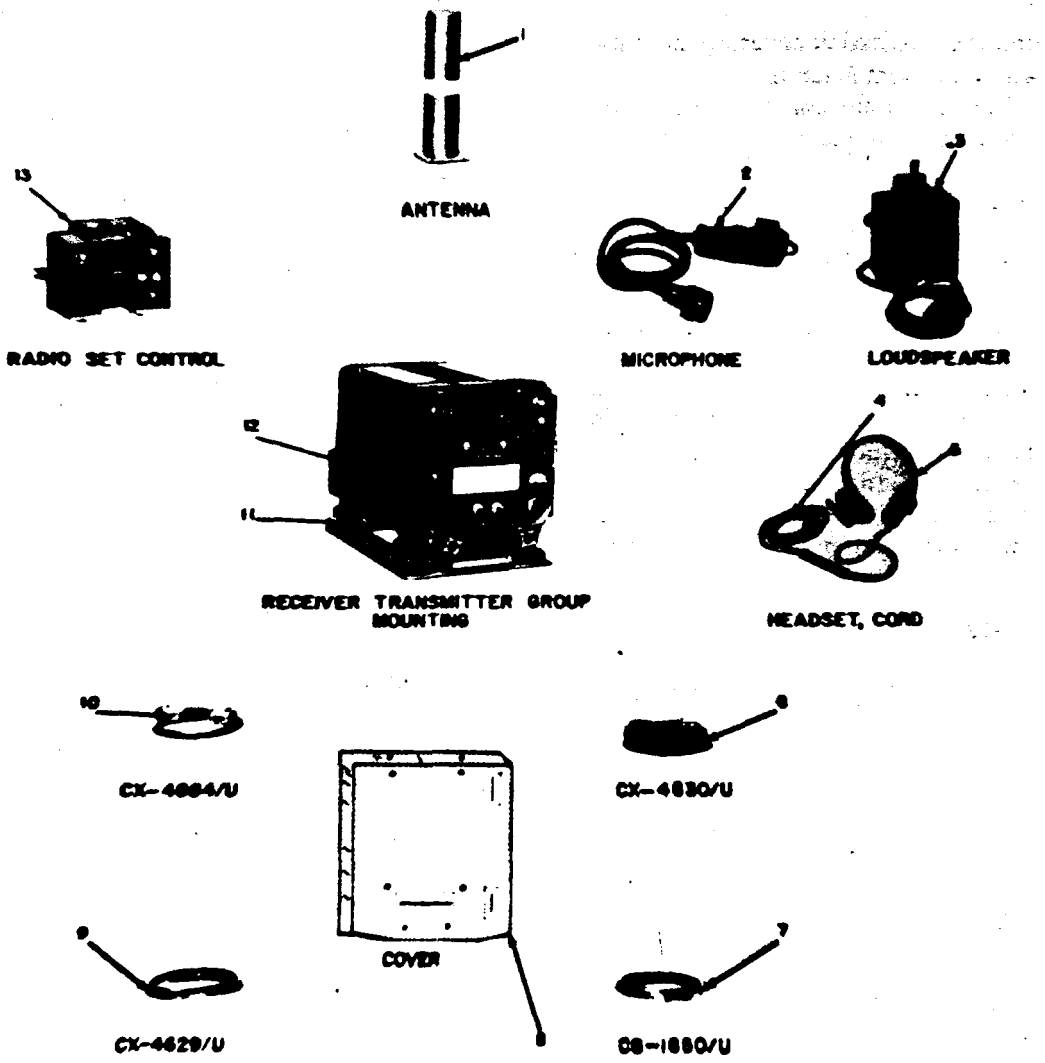
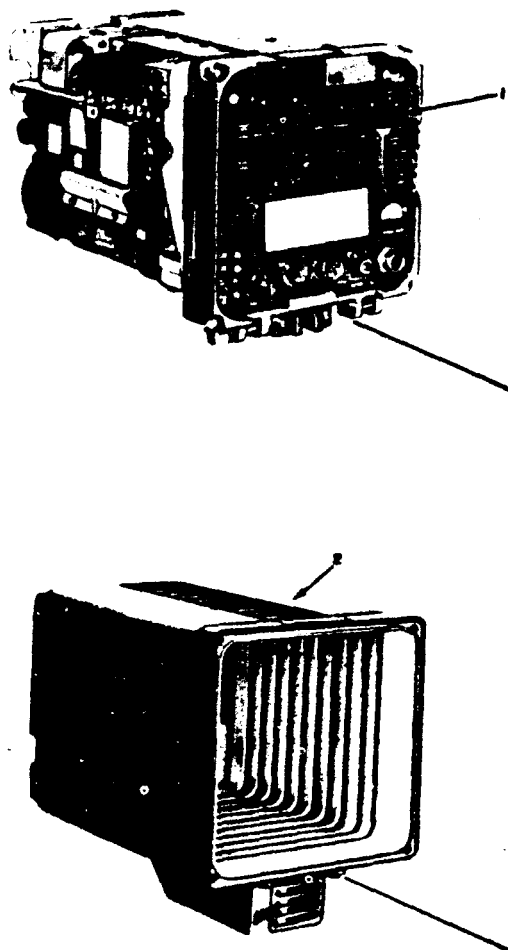


Figure 1. Radio Sets AN/VRC-24 and AN/VRC-24A.



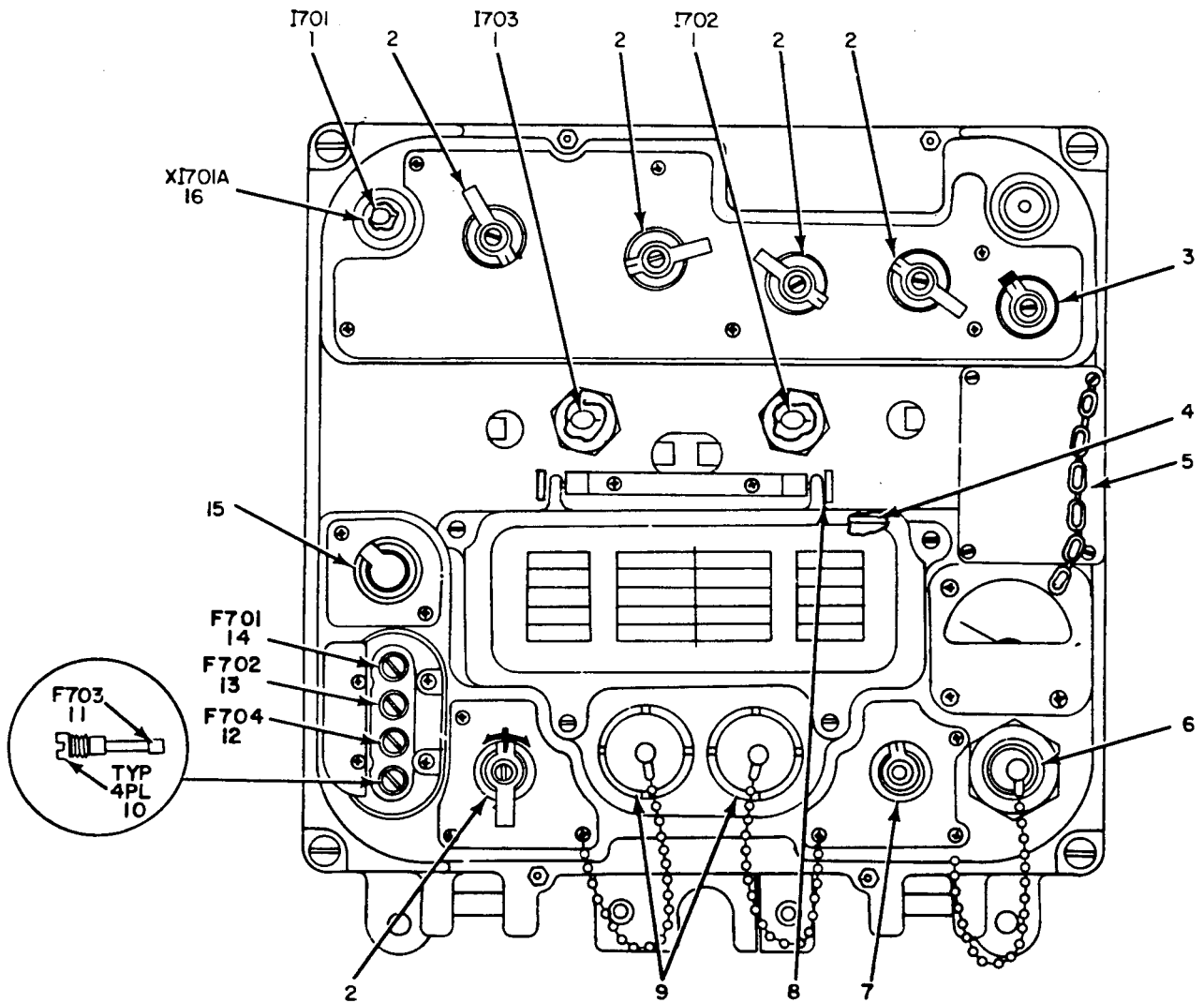
SECTION II						TM11-5820-222-20P			
(1)	(2)	(3)	(4)	(5)	(6)		(7)	(8)	
ILLUSTRATION									
(a)	(b)	NATIONAL			DESCRIPTION			QTY	
FIG	ITEM	STOCK	PART			USABLE ON CODE	U\M	INC	
NO.	NO.	NUMBER	NUMBER	FSCM				IN	
								UNIT	
GROUP 00 RADIO SETS AN/VRC-24 AND AN/VRC-24A									
1	1	XDODL 5820-00-543-1894	AT-803/VRC24	80058	ANTENNA		EA	1	
1	2	PDODL 5965-00-892-0722	M-29B/U	80058	MICROPHONE		EA	1	
1	3	PDODL 5965-00-243-6420	LS-166/U	80058	LOUDSPEAKER		EA	1	
1	4	PAOFF 5995-00-264-7839	CX1334U6FT	80058	HEADSET CORD		EA	1	
1	5	PDODL 5965-00-504-6370	H-113/U	80058	HEADSET,ELECTRICAL		EA	1	
1	6	XDOFD	CX-4630/U	80058	CABLE ASSY,SP ELEC		EA	1	
1	7	PAOFF 5995-00-889-0920	CG-1650/U	80058	CABLE ASSY,RF		EA	1	
1	8	PAOZZ 5820-00-778-0107	SMD343846	80063	COVER ASSEMBLY ACL		EA	1	
1	8	XDOZZ	SMD343926	80063	COVER ASSEMBLY ACM		EA	1	
1	9	XDOFD	CX-4629/U	80058	CABLE ASSY,POWER ELEC		EA	1	
1	10	XDOFD	CX-4884/U	80058	CABLE ASSY,SP ELEC		EA	1	
1	11	PAODD 5820-00-679-3434	SCDL344948	80063	MOUNTING ACL		EA	1	
1	11	XDODD	MT-1436A/U	80058	MOUNTING ACM		EA	1	
1	12	PAODD 5820-00-752-0584	OA-2648/VRC-24	80058	RECIEVER-XMTR ACL		EA	1	
1	12	PAODD 5820-00-892-3720	OA-2648A/VRC-24	80058	RECEIVER-XMTR ACM		EA	1	
1	13	XDODD	C-1439/U	80058	RADIO SET CONTROL		EA	1	



EL 489A J02

Figure 2. Receiver-Transmitter Groups  
OA-2648/VRC-24 and OA-2648A/VRC-24

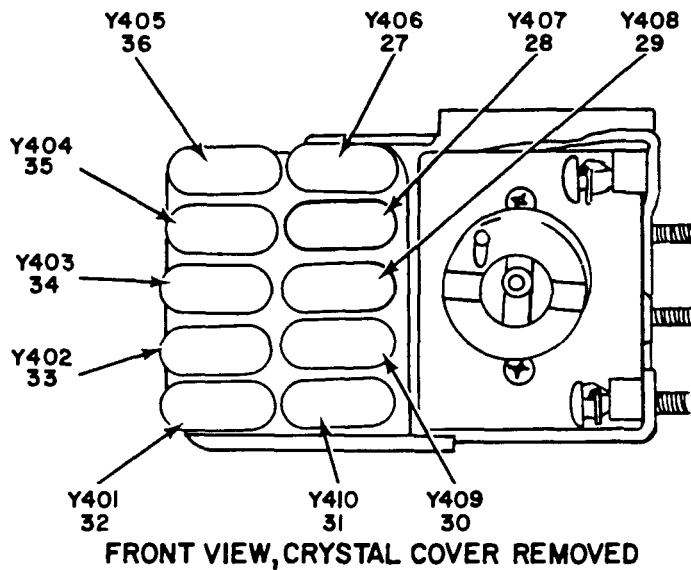
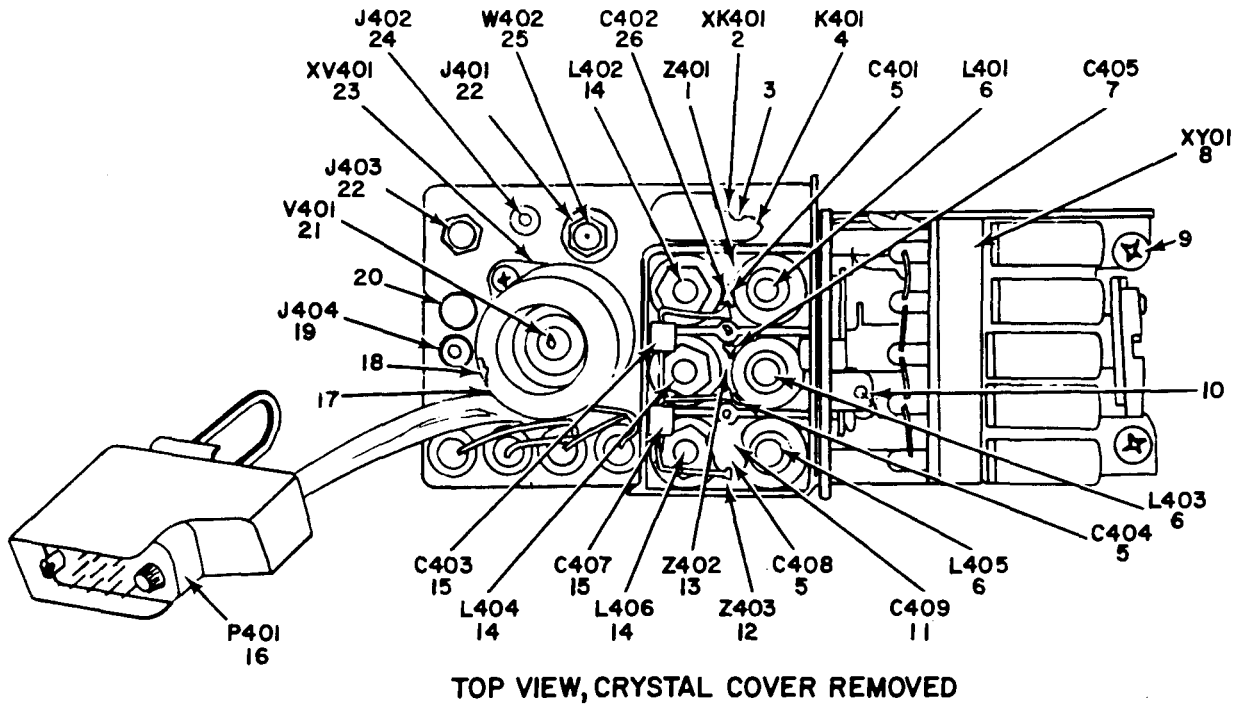
SECTION II						TM11-5820-222-20P		
(1)	(2)	(3)	(4)	(5)	(6)	(7)	(8)	
ILLUSTRATION								
(a)	(b)		NATIONAL		DESCRIPTION		QTY	
FIG	ITEM	SMR	STOCK	PART			INC	
NO.	NO.	CODE	NUMBER	NUMBER	FSCM	USABLE ON CODE	IN	
							U\M	
							UNIT	
GROUP 01 RECEIVER-TRANSMITTER GROUPS								
0A-2648/VRC-24 AND								
0A-2648A/VRC-24								
2	1	PAOFD	5820-00-543-1978	RT-323/VRC-24	80058	RECEIVER-XMTR ACL	EA 1	
2	1	PAOFD	5820-00-892-3724	RT-323A/VRC-24	80058	RECEIVER-XMTR ACM	EA 1	



EL4WU007

Figure 3. Receiver-Transmitters RT-323/VRC-24 and RT323A/VRC-24, Front Panel,Rear View.

SECTION II						TM11-5820-222-20P		
(1)	(2)	(3)	(4)	(5)	(6)		(7)	(8)
ILLUSTRATION								
(a)	(b)	NATIONAL			DESCRIPTION			QTY
FIG	ITEM	STOCK	PART					INC
NO.	NO.	NUMBER	NUMBER	FSCM		USABLE ON CODE	U\M	UNIT
						GROUP 0102 RECEIVER-TRANSMITTERS RT-323/VRC-24 AND		
						RT-32A/VRC-24		
3	1	PAOZZ 6240-00-155-7836	327	08108	LAMP, INCANDESCENT		EA	3
3	2	PAOZZ 5355-00-851-7641	SMC344847	80063	KNOB		EA	5
3	3	XDOZZ	SMB344848	80063	KNOB		EA	1
3	5	PAOZZ 5820-00-155-4166	SMC344655	80063	FUSEHOLDER ASSY		EA	1
3	6	PAOZZ 5935-00-804-5808	SMB344830	80063	COVER, ELEC, CONN ACL		EA	1
3	6	XDOZZ	SMC381703	80063	DUMMY PLUG ASSY ACM		EA	1
3	7	XDOZZ	SMC344709	80063	KNOB		EA	1
3	9	PAOZZ 5935-00-804-5809	SMC344831	80063	COVER, ELEC CONN		EA	2
3	10	XDOZZ	340129-S42	75915	CAP, ELECTRICAL		EA	1
3	11	PAOZZ 5920-00-270-5179	MDX-5	71400	FUSE, CARTRIDGE		EA	1
3	12	XDOZZ	MSD15-32V	71400	FUSE, CARTRIDGE		EA	1
3	13	PAOZZ 5920-00-043-2641	MS90078-5	96906	FUSE, CARTRIDGE		EA	1
3	14	PAOZZ 5920-00-280-8344	MS90078-7	96906	FUSE, CARTRIDGE		EA	1
3	15	PAOZZ 5355-00-721-8708	SMB344849	80063	KNOB		EA	1
3	16	PAOZZ 6210-00-754-8308	262-0944-00	13499	LENS, INDICATOR LT		EA	1

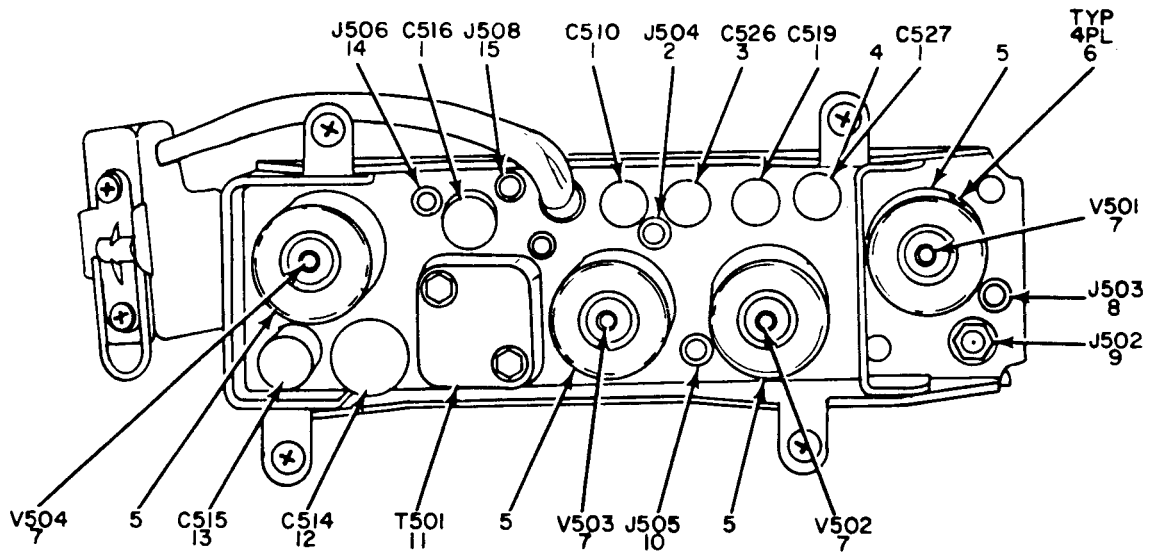


**NOTE: FOR COMPLETE REFERENCE DESIGNATION  
PREFIX WITH A1A3**

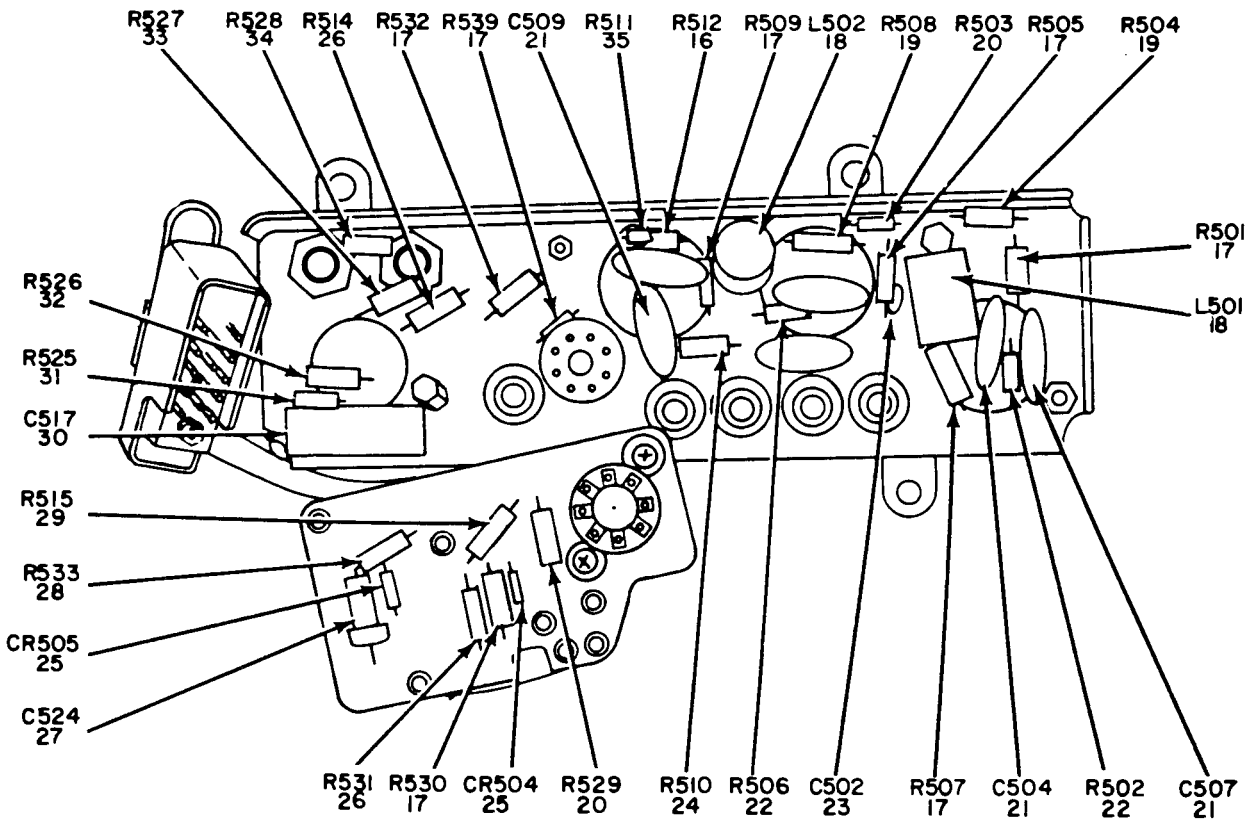
EL4WU011

**Figure 4. Amplifier, IF 3.0 to 3.9 MHz Subunit (A1A3).**

SECTION II						TM11-5820-222-20P		
(1)	(2)	(3)	(4)	(5)	(6)		(7)	(8)
ILLUSTRATION								
(a)	(b)		NATIONAL		DESCRIPTION			QTY
FIG	ITEM	SMR	STOCK	PART				INC
NO.	NO.	CODE	NUMBER	NUMBER	FSCM	USABLE ON CODE	U\M	UNIT
						GROUP 010201 AMPLIFIER, IF 3.0 TO 3.9 MHZ		
						SUBUNIT (A1A3)		
4	17	PAOZZ	5960-00-262-0345	TS103U01	81350	SHIELD,ELECTRON TUBE	EA	1
4	18	XDOZZ		SMD349082-3	80063	INSERT,TUBE SHIELD	EA	1
4	21	PAOZZ	5960-00-188-6584	5670	81349	ELECTRON TUBE	EA	1



TOP VIEW



BOTTOM VIEW, INNER SIDE OF DETECTOR PLATE

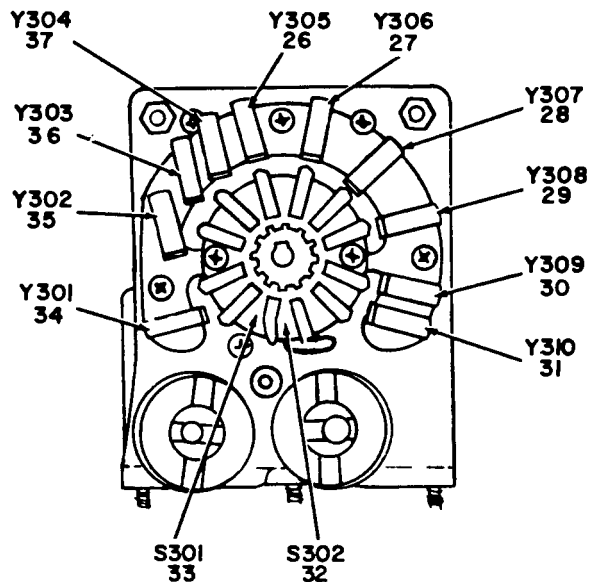
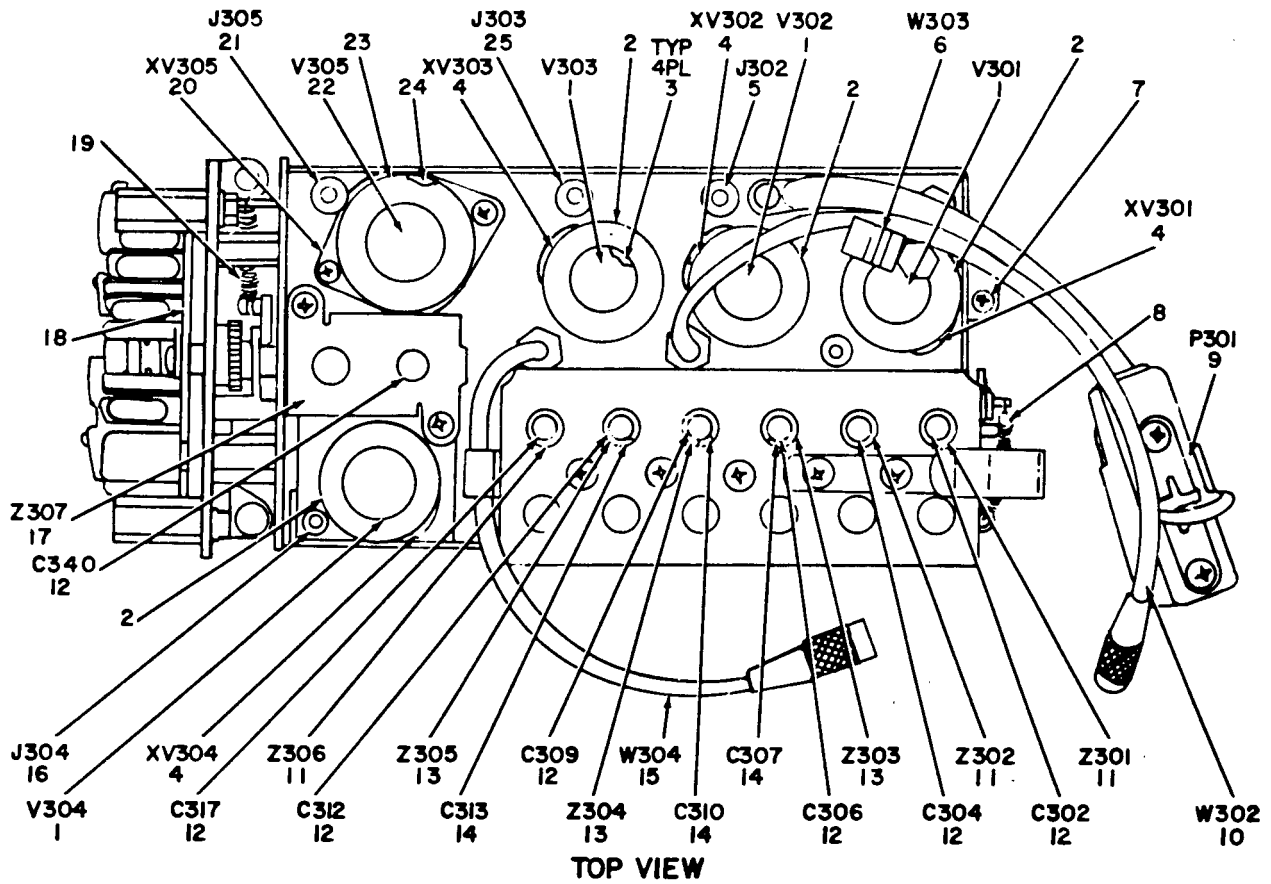
NOTE: FOR COMPLETE REFERENCE DESIGNATION  
PREFIX WITH A1A4

EL4WU013

Figure 5. 500-KHz IF Amplifier, Subunit (A1A4).



SECTION II						TM11-5820-222-20P		
(1)	(2)	(3)	(4)	(5)	(6)	(7)	(8)	
ILLUSTRATION								
(a)	(b)	NATIONAL			DESCRIPTION		QTY	
FIG	ITEM	STOCK	PART				INC	
NO.	NO.	CODE	NUMBER	NUMBER	FSCM	USABLE ON CODE	U\M	UNIT
						GROUP 010202 500-KHZ IF AMPLIFIER,SUBUNIT (A1A4)		
5	5	PAOZZ	5960-00-815-6072	TS102U01	81350	SHIELD,ELCTR N TUBE	EA	4
5	6	PAOZZ	5960-00-858-5172	M24251-6-1	81349	INSERT,TUBE SHLD	EA	4
5	7	PAOZZ	5960-00-134-6031	5654	81349	ELECTRON TUBE	EA	4



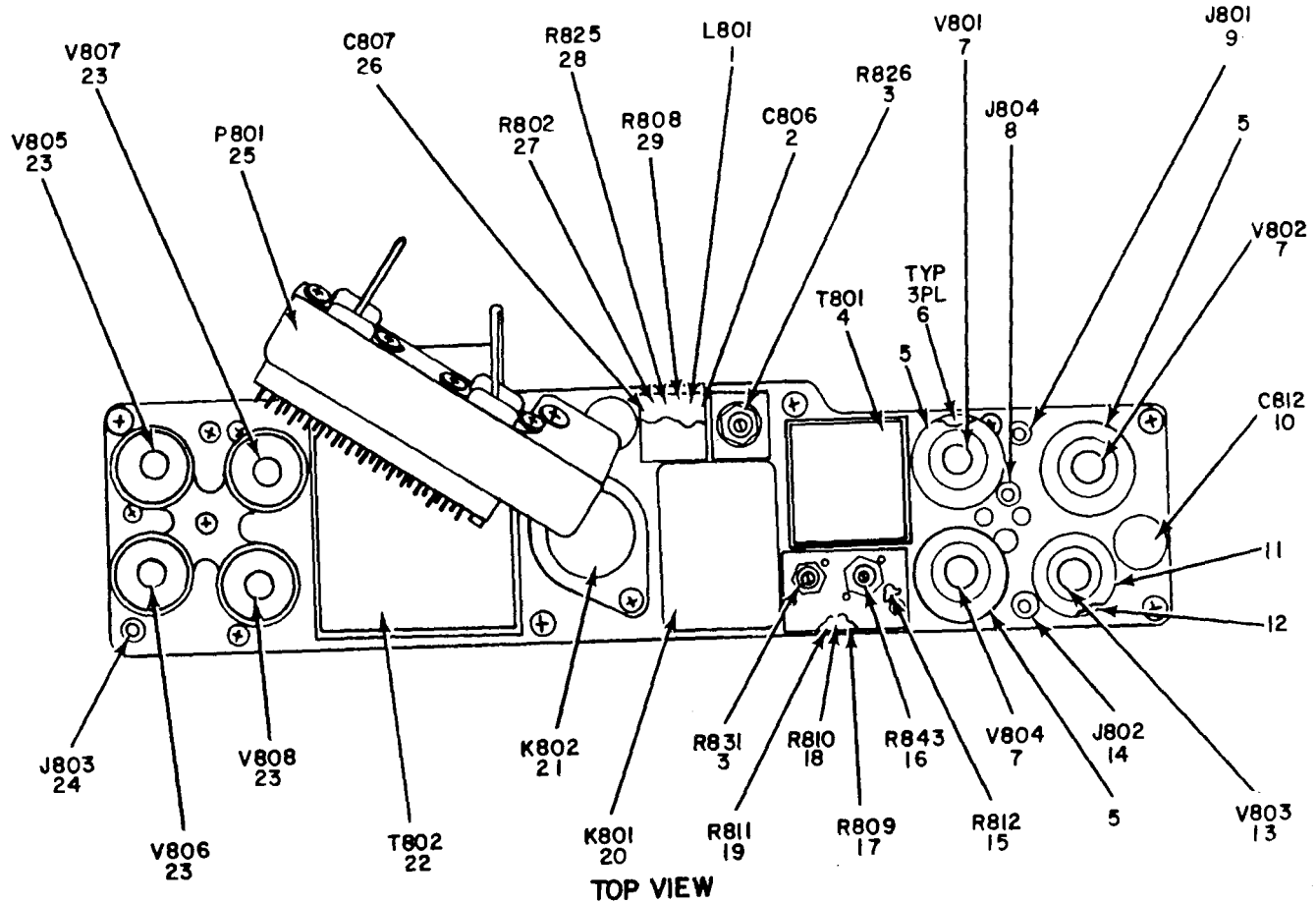
**FRONT VIEW, CRYSTAL COVER REMOVED**

NOTE: FOR COMPLETE REFERENCE DESIGNATION  
PREFIX WITH A1A2

EL4WU015

Figure 6. First IF Amplifier 20 to 29.9 MHz Subunit (A1A2).

SECTION II						TM11-5820-222-20P		
(1)	(2)	(3)	(4)	(5)	(6)		(7)	(8)
ILLUSTRATION								
(a)	(b)	NATIONAL			DESCRIPTION			QTY
FIG	ITEM	STOCK	PART					INC
NO.	NO.	CODE	NUMBER	NUMBER	FSCM	USABLE ON CODE	U\M	UNIT
GROUP 010203 FIRST IF AMPLIFIER 20 TO								
29.9 MHZ SUBUNIT (A1A2)								
6	1	PAOZZ	5960-00-134-6031	5654W	81349	ELECTRON TUBE	EA	4
6	2	PAOZZ	5960-00-815-6072	TS102U01	81350	SHIELD,ELECTRON TUBE	EA	4
6	3	PAOZZ	5960-00-858-5172	M24251-6-1	81349	INSERT,TUBE SHIELD	EA	4
6	22	PAOZZ	5960-00-188-6584	5670	81349	ELECTRON TUBE	EA	1
6	23	PAOZZ	5960-00-262-0345	TS103U01	81350	SHIELD,ELECTRON TUBE	EA	1
6	24	XDOZZ		SMD349082-3	80063	INSERT,TUBE SHIELD	EA	1



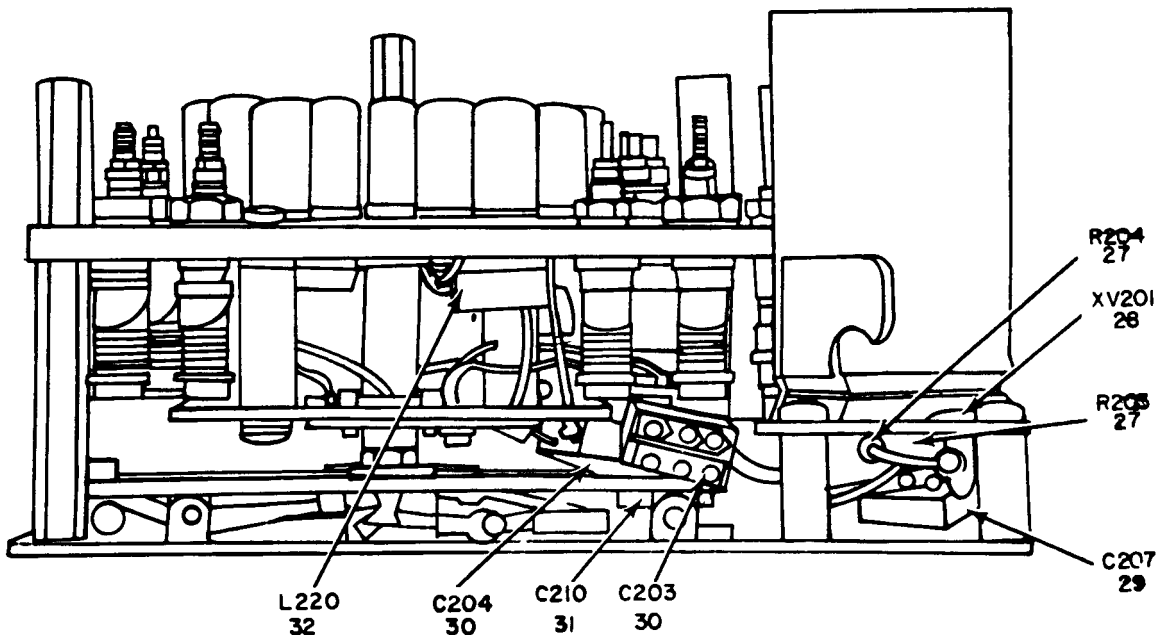
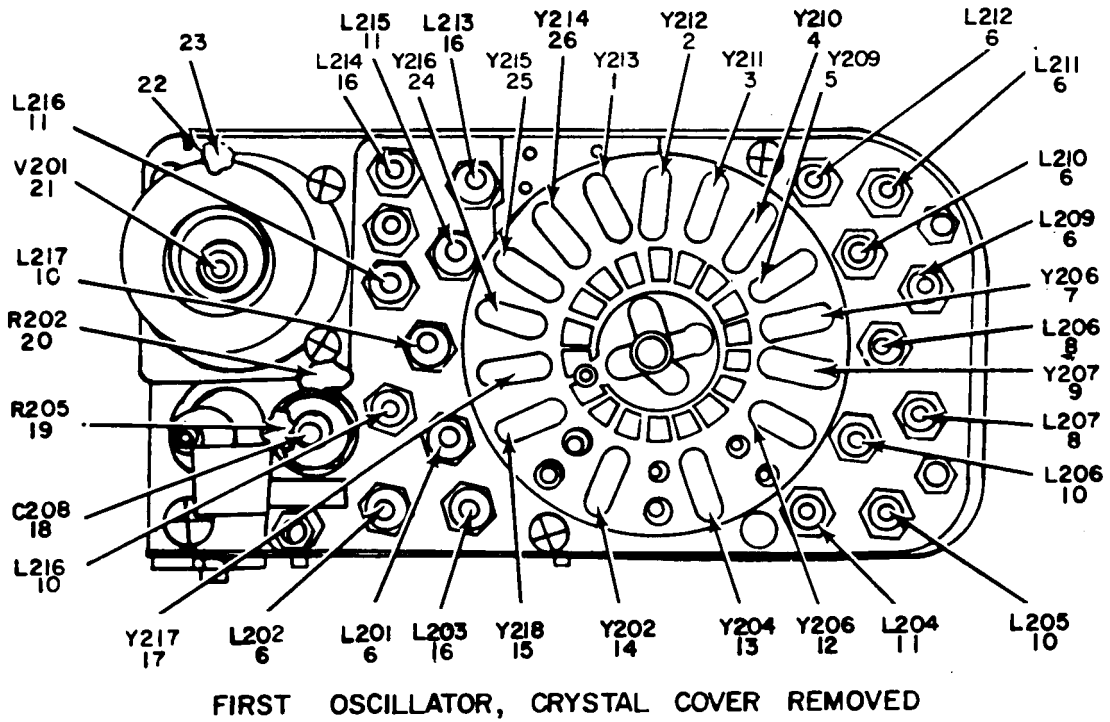
NOTE: FOR COMPLETE REFERENCE DESIGNATION  
PREFIX WITH A1A12

EL4WU018

Figure 7. Audio Amplifier and Modulator, Subunit (A1A12).

SECTION II						TM11-5820-222-20P		
(1)	(2)	(3)	(4)	(5)	(6)	(7)	(8)	
ILLUSTRATION								
(a)	(b)	NATIONAL			DESCRIPTION		QTY	
FIG	ITEM	STOCK	PART				INC	
NO.	NO.	CODE	NUMBER	FSCM		USABLE ON CODE	U\M	UNIT
						GROUP 010204 AUDIO AMPLIFIER AND MODULATOR,		
						SUBUNIT (A1A12)		
7	5	PAOZZ	5960-00-866-2712	TS103U01	81350	SHIELD,ELECTRON TUBE	EA	3
7	6	XDOZZ		SMD349082-3	80063	INSERT,TUBE SHIELD	EA	3
7	7	PAOZZ	5960-00-188-6584	5670	81349	ELECTRON TUBE	EA	3
7	11	PAOZZ	5960-00-815-6072	TS102U01	81350	SHIELD,ELECTRON TUBE	EA	1
7	12	PAOZZ	5960-00-858-5172	M24251-6-1	81349	INSERT,TUBE SHIELD	EA	1
7	13	PAOZZ	5960-00-045-8639	5654	81349	ELECTRON TUBE	EA	1
7	23	PAOZZ	5960-00-188-3915	5763	81349	ELECTRON TUBE	EA	4

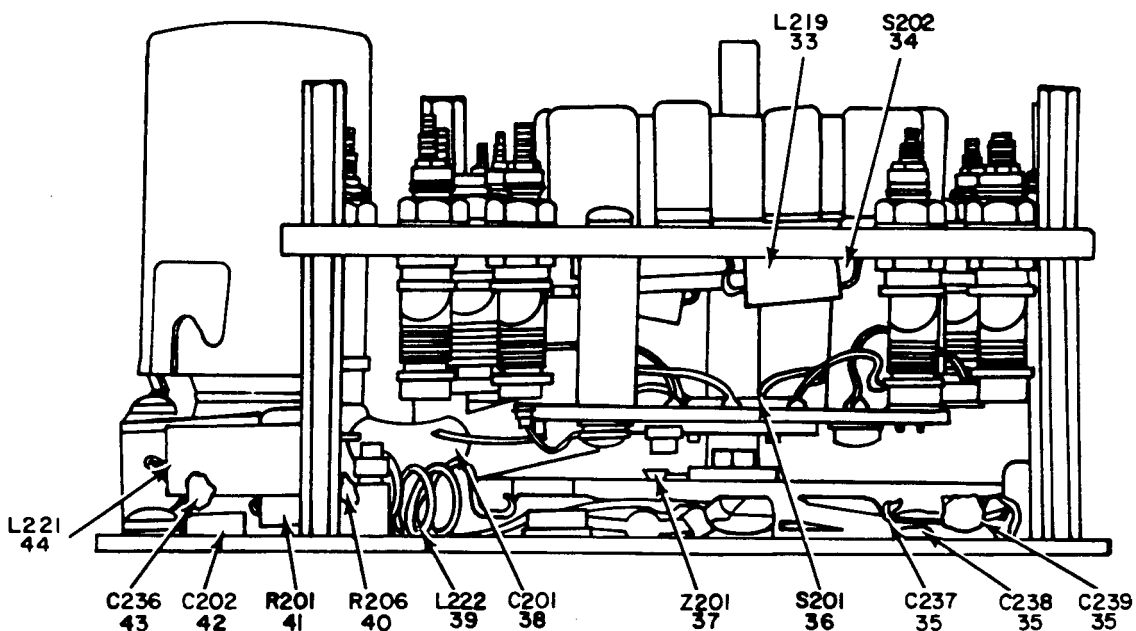




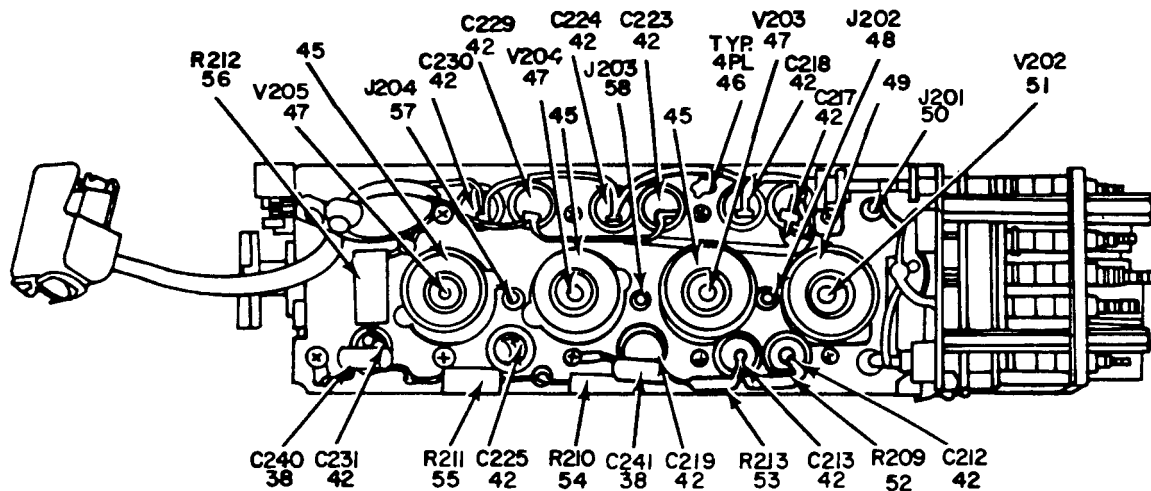
NOTE: FOR COMPLETE REFERENCE DESIGNATION  
PREFIX WITH A1A6

EL4WU000

Figure 8. UHF Injection 200 to 370 MHz, Subunit (A1A6) (Sheet 1 of 2).



FIRST OSCILLATOR, RIGHT SIDE VIEW



UHF INJECTION SUBUNIT, TOP VIEW

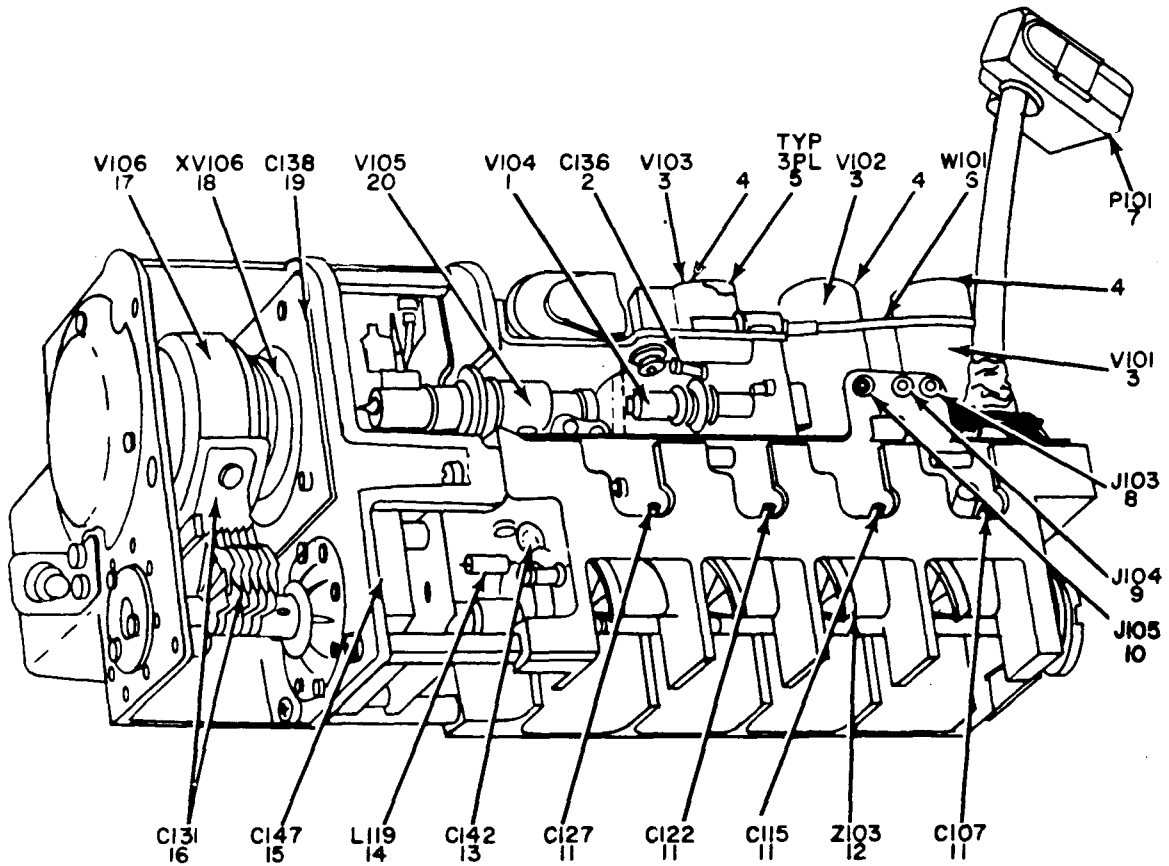
NOTE: FOR COMPLETE REFERENCE DESIGNATION  
PREFIX WITH A1A6.

EL4WU021

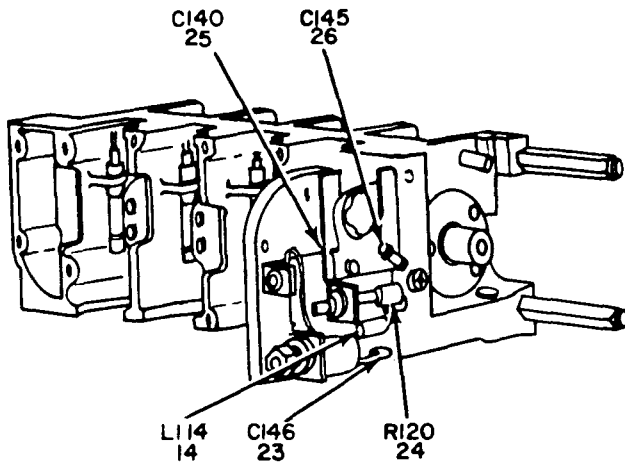
Figure 8. UHF Inject on 200 to 370 MHz Subunit (A1A6) (Sheet 2 of 2).



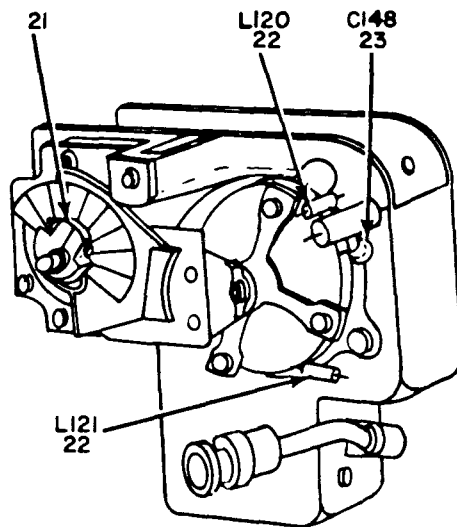
SECTION II						TM11-5820-222-20P		
(1)	(2)	(3)	(4)	(5)	(6)	(7)	(8)	
ILLUSTRATION								
(a)	(b)	NATIONAL			DESCRIPTION		QTY	
FIG	ITEM	STOCK	PART				INC	
NO.	NO.	NUMBER	NUMBER	FSCM	USABLE ON CODE	U\M	UNIT	
GROUP 010205 UHF INJECTION 200 TO 370 MHZ								
SUBUNIT (A1A6)								
8	21	PAOZZ 5960-00-188-6584	5670	81349	ELECTRON TUBE	EA	1	
8	22	PAOZZ 5960-00-262-0345	TS103U01	81350	SHIELD,ELECTRON TUBE	EA	1	
8	23	XDOZZ	SMD349082-3	80063	INSERT,TUBE SHIELD	EA	1	
8	45	PAOZZ 5960-00-504-8380	TS102U02	81350	SHIELD,ELECTRON TUBE	EA	3	
8	46	PAOZZ 5960-00-858-5172	M24251-6-1	81349	INSERT,TUBE SHIELD	EA	4	
8	47	XDOZZ	8532-6J4WB	81329	ELECTRON TUBE	EA	1	
8	49	PAOZZ 5960-00-815-6072	TS102701	81350	SHIELD,ELECTRON TUBE	EA	1	
8	51	PAOZZ 5960-00-045-8639	5654	81349	ELECTRON,TUBE	EA	1	



COVERS REMOVED



TUBE CHASSIS REMOVED, POWER AMPLIFIER FOLDED OUT

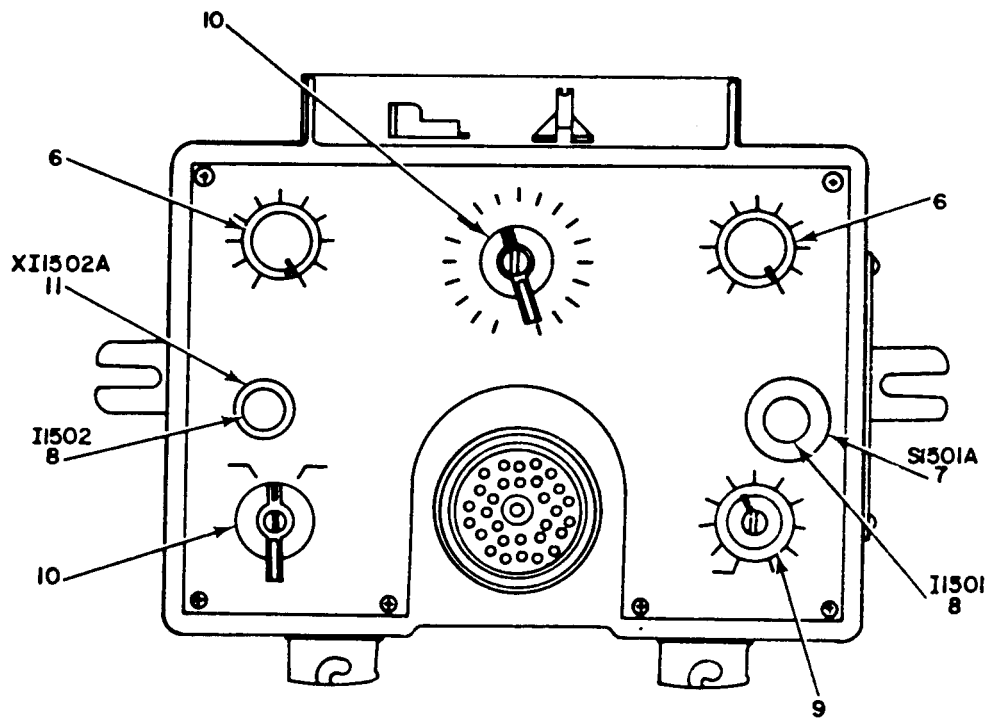
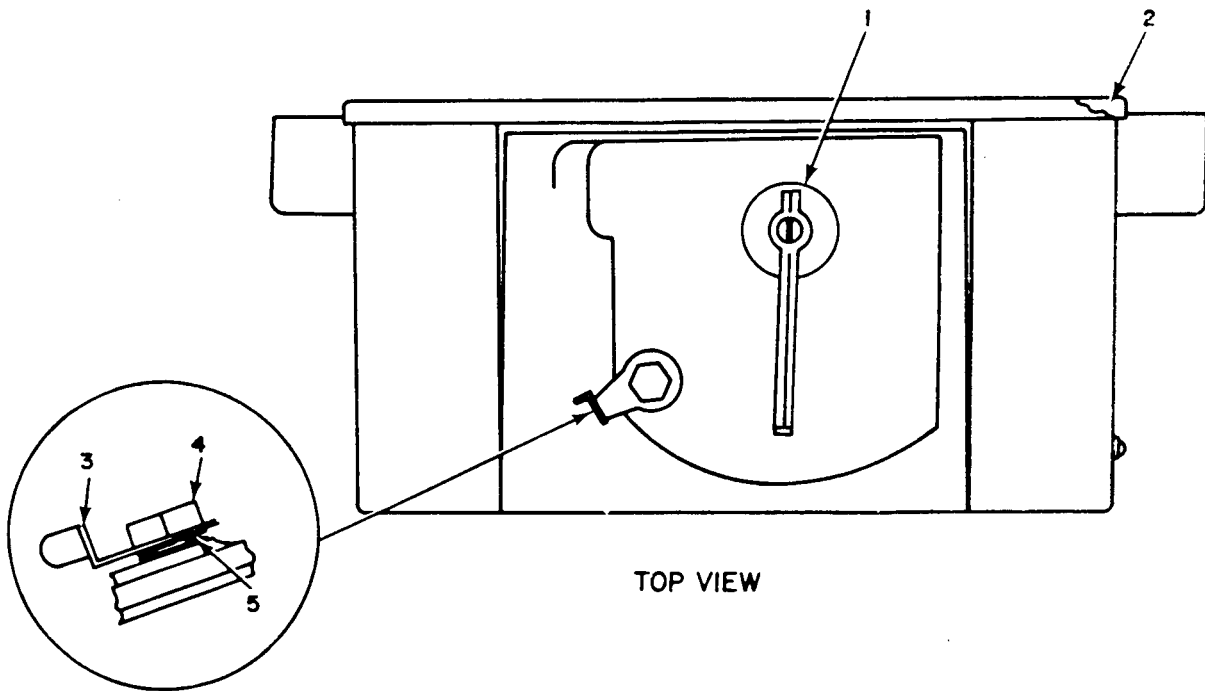


NOTE: FOR COMPLETE REFERENCE DESIGNATION  
PREFIX WITH A1A11

EL4WU023

Figure 9. RF and Power Amplifier 225 to 399.9 MHz Subunit (A1A11).

SECTION II						TM11-5820-222-20P		
(1)	(2)	(3)	(4)	(5)	(6)	(7)	(8)	
ILLUSTRATION								
(a)	(b)	NATIONAL			DESCRIPTION		QTY	
FIG	ITEM	STOCK	PART				INC	
NO.	NO.	CODE	NUMBER	FSCM	USABLE ON CODE	U\M	UNIT	
GROUP 010206 RF AND POWER AMPLIFIER 225 TO								
399.9 MHZ SUBUNIT (A1A11)								
9	1	PAOZZ	5960-00-840-5465	7554	81349	ELECTRON TUBE	EA 1	
9	3	XDOZZ		8532-6J4W8	81349	ELECTRON TUBE	EA 3	
9	4	PAOZZ	5960-00-504-8380	TS102U02	81350	SHIELD,ELECTRON TUBE	EA 3	
9	5	PAOZZ	5960-00-858-5172	M24251-6-1	81349	INSERT,TUBE SHIELD	EA 3	
9	17	PAOZZ	5960-00-840-1055	7609	81349	ELECTRON,TUBE OR	EA 1	
9	17	PAOZZ	5960-00-752-5739	4X150D	80131	ELECTRON TUBE	EA 1	
9	20	PAOZZ	5960-00-617-3541	6442	81349	ELECTRON TUBE	EA 1	

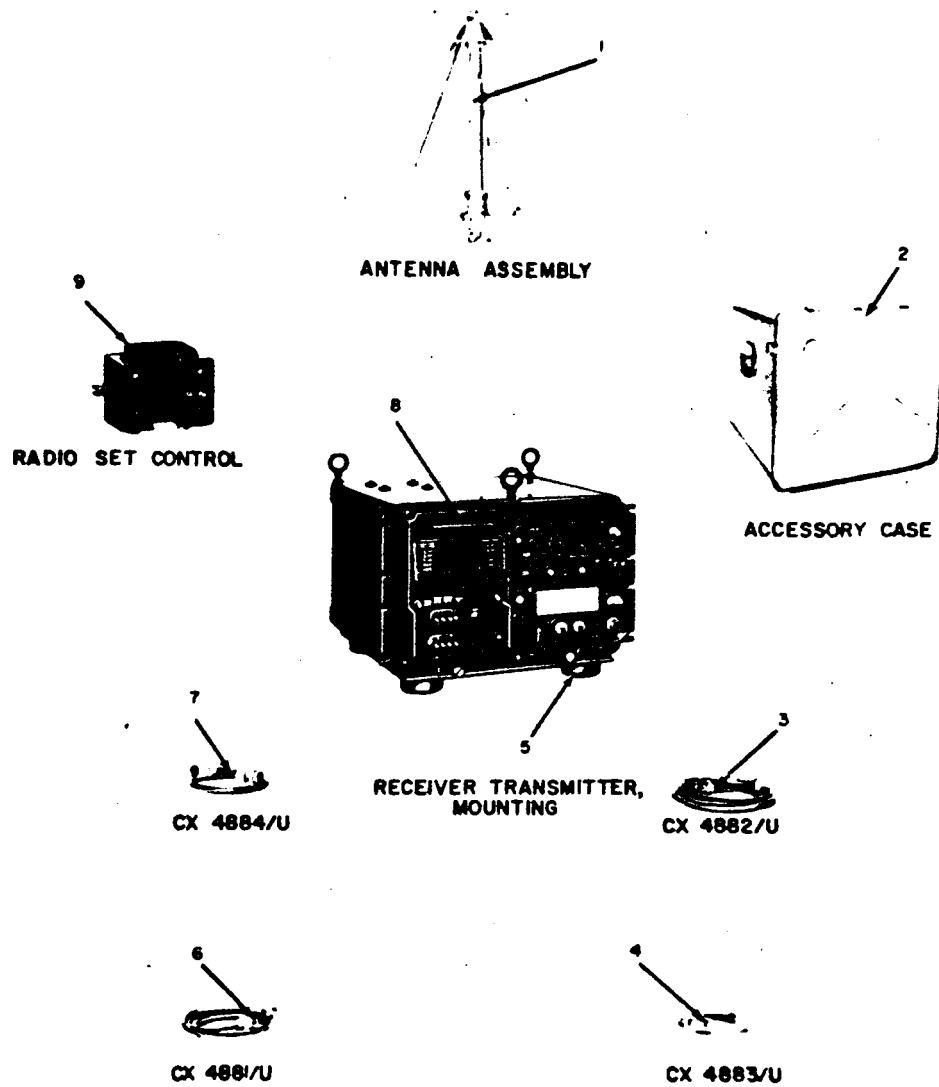


EL4WU035

Figure 10. Radio Set Control C-1439/U.

SECTION II						TM11-5820-222-20P		
(1)	(2)	(3)	(4)	(5)	(6)		(7)	(8)
ILLUSTRATION								
(a)	(b)	NATIONAL			DESCRIPTION			QTY
FIG	ITEM	STOCK	PART					INC
NO.	NO.	NUMBER	NUMBER	FSCM		USABLE ON CODE	U\M	UNIT
GROUP 03 RADIO SET CONTROL C-1439/U								
10	1	XDOZZ	SCB82716	80063	KNOB		EA	1
10	3	PAOZZ	5820-00-775-3771	558-1746-002	13499	LOCK	EA	1
10	4	XDOZZ	SMB345081	80063	SCREW, SHOULDER		EA	1
10	6	PAOZZ	5355-00-721-8708	SMB344849	80063	KNOB	EA	2
10	7	PAOZZ	6210-00-754-8308	262-0944-00	13499	LENS, IND LIGHT	EA	1
10	8	PAOZZ	6240-00-155-7836	327	08108	LAMP, INCANDESCENT	EA	2
10	9	XDOZZ	SMB344848	80063	KNOB		EA	1
10	10	PAOZZ	5355-00-851-7641	SMC344847	80063	KNOB	EA	2
10	11	PAOZZ	6210-00-754-8307	A040219	81997	LENS, IND LIGHT	EA	1





EL 4WUC38

Figure 11. Radio Sets AN/TRC-68 and AN/TRC-68A (Sheet 1 of 2).

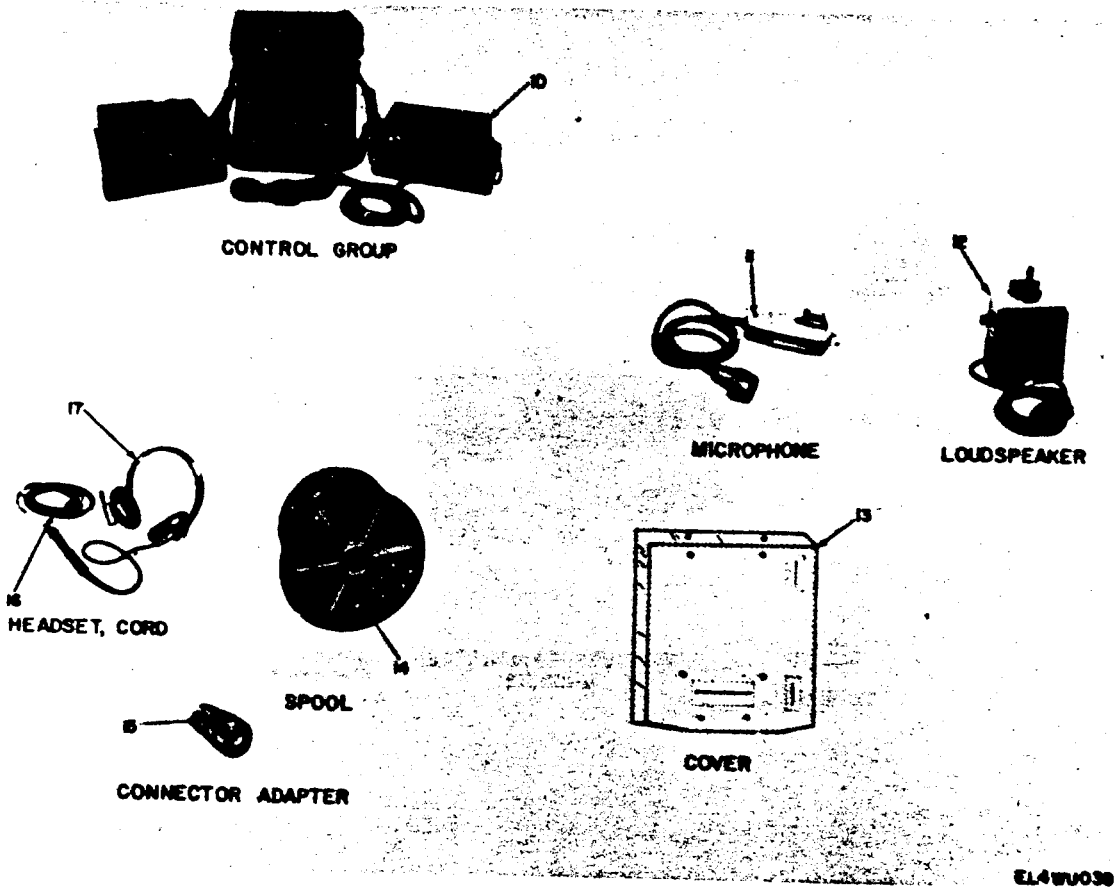
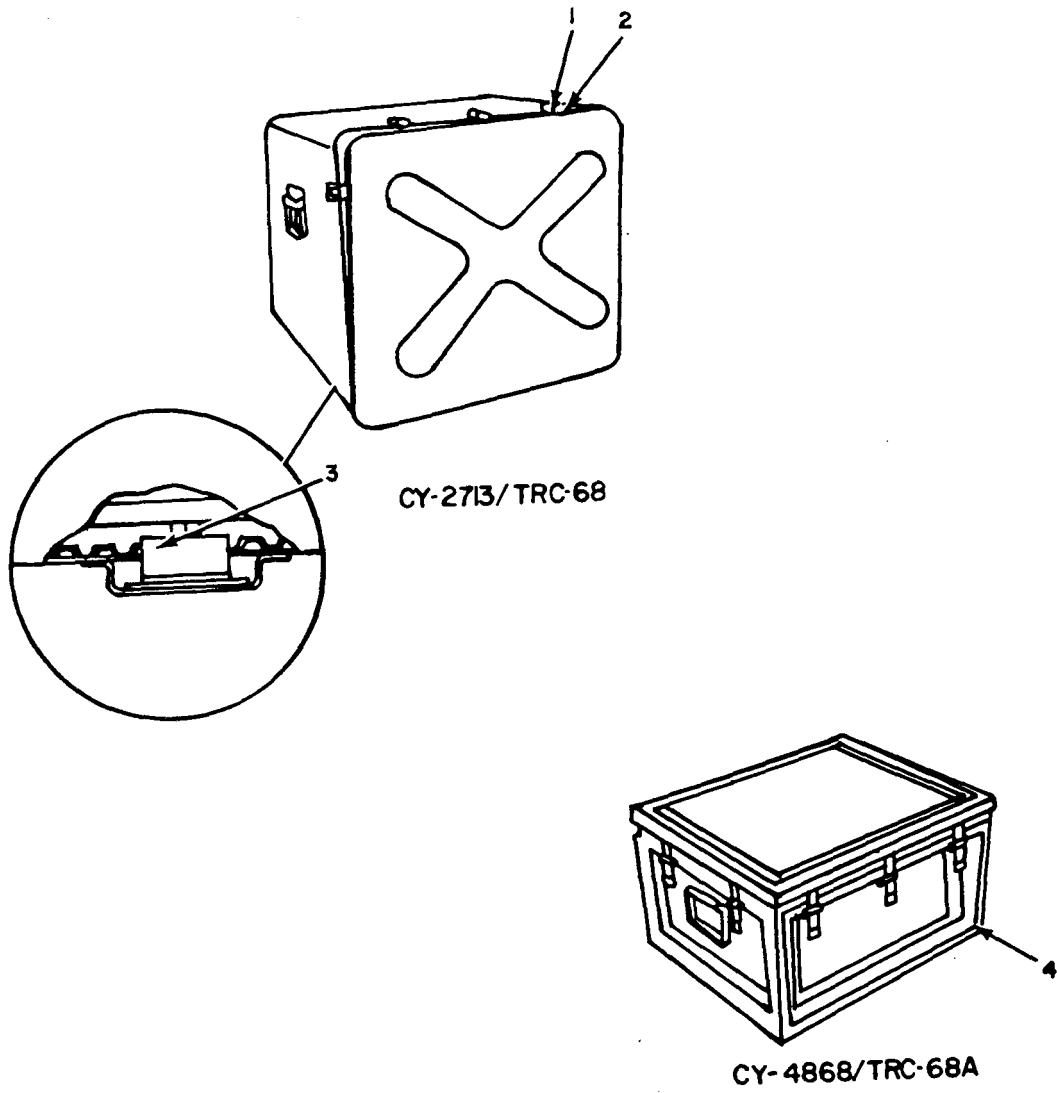


Figure 11. Radio Sets AN/TRC-68 and AN/TRC-68A (Sheet 2 of 2).



SECTION II						TM11-5820-222-20P		
(1)	(2)	(3)	(4)	(5)	(6)		(7)	(8)
ILLUSTRATION								
(a)	(b)	NATIONAL			DESCRIPTION			QTY
FIG	ITEM	STOCK	PART					INC
NO.	NO.	NUMBER	NUMBER	FSCM		USABLE ON CODE	U\M	UNIT
						GROUP 00 RADIO SETS AN/TRC-68 AND AN/TRC-68A		
11	1	PAODZ 5985-00-219-7454	AT-197/GR	80058	ANTENNA		EA	1
11	2	XDOFD	CY-2713/TRC-68	80058	CASE, ACCESSORIES OR		EA	1
11	2	PAOFD 5975-00-999-2627	CY-4868/TRC-68	80058	CASE, STD COMPONENTS		EA	1
11	3	XDOFD	CX-4882/U	80058	CABLE ASSY, SP ELEC		EA	1
11	4	PAOFD 5995-00-682-3404	CX-4883/U	80058	CABLE ASSY, SP ELEC		EA	1
11	5	PAOFD 5820-00-775-0386	MT-2297/TRC-68	80058	MOUNTING		EA	1
11	6	PAOFF 5995-00-682-3426	CX-4881/U	80058	CABLE ASSY, PWR, ELEC		EA	1
11	7	XDOFD	CX-4884/U	80058	CABLE ASSY, SP ELEC		EA	1
11	8	PAODD 5820-00-752-0549	0A-2649/TRC-68	80058	RECIEVER-XMTR ACL		EA	1
11	8	PAODD 5820-00-892-3721	0A-2649A/TRC-68	80058	RECEIVER-XMTR ACM		EA	1
11	9	XDODD	C-1439/U	80058	RADIO SET CONTROL		EA	1
11	10	PDODL 5820-00-644-4554	AN/GRA-6	80058	CONTROL GROUP		EA	1
11	11	PDODL 5965-00-892-0772	M-29B/U	80058	MICROPHONE		EA	1
11	12	PDODL 5965-00-243-6420	LS-166/U	80058	LOUDSPEAKER		EA	1
11	13	PAOZZ 5820-00-752-5985	SMD345028	80063	COVER ASSEMBLY, RT ACL		EA	1
11	13	PAOZZ 5820-00-973-0510	D434927	98738	COVER ASSY ACM		EA	1
11	14	XDOZZ	WD-1/TT-DR-8	81349	CABLE, TELEPHONE		EA	1
11	15	PAOZZ 5935-00-665-6543	UG565AU	80058	ADAPTER, CONNECTOR		EA	1
11	16	PAOFF 5995-00-264-7839	CX1334U6FT	80058	HEADSET, CORD		EA	1
11	17	XDODL	H-113/U	80058	HEADSET, ELECTRICAL		EA	1



EL4WU040

Figure 12. Radio Sets AN/TRC-68 and AN/TRC-68A, Cases.

SECTION II						TM11-5820-222-20P	
(1)	(2)	(3)	(4)	(5)	(6)	(7)	(8)
ILLUSTRATION							
(a)	(b)	NATIONAL			DESCRIPTION		QTY
FIG	ITEM	STOCK	PART				INC
NO.	NO.	CODE	NUMBER	FSCM	USABLE ON CODE	U\M	UNIT
12	4	XDOFD	SMD536295	80063	CASE		EA 1


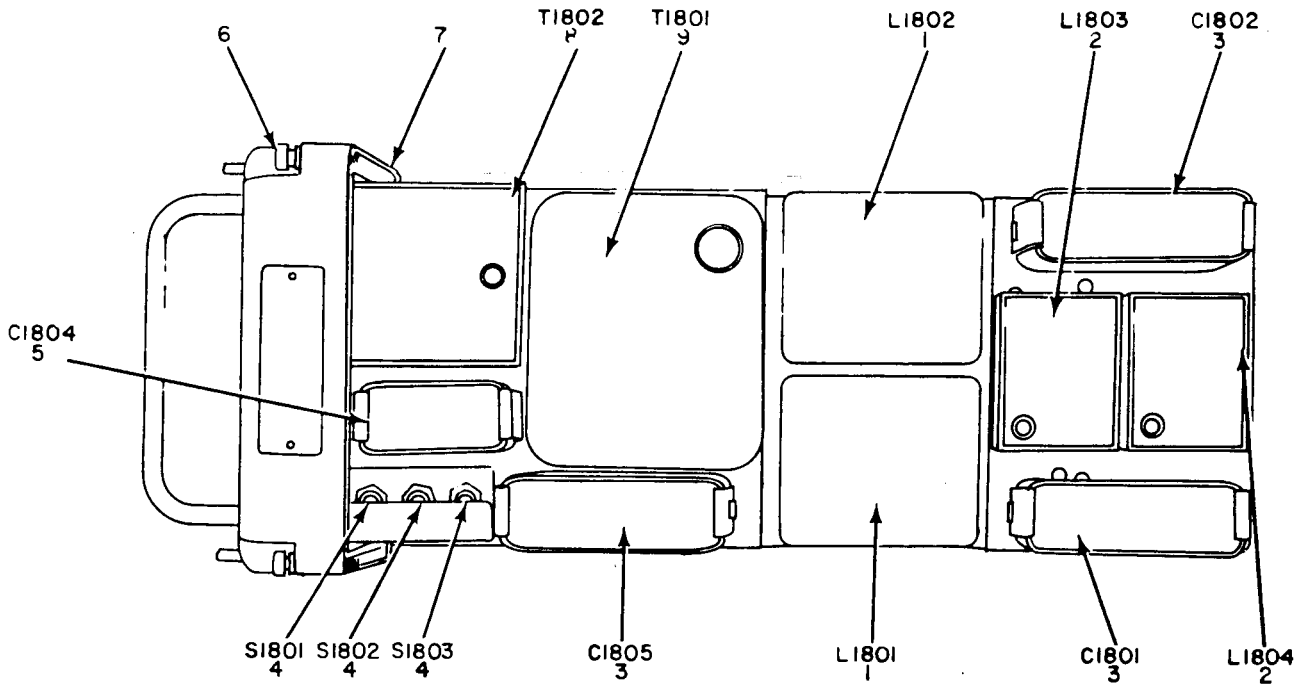
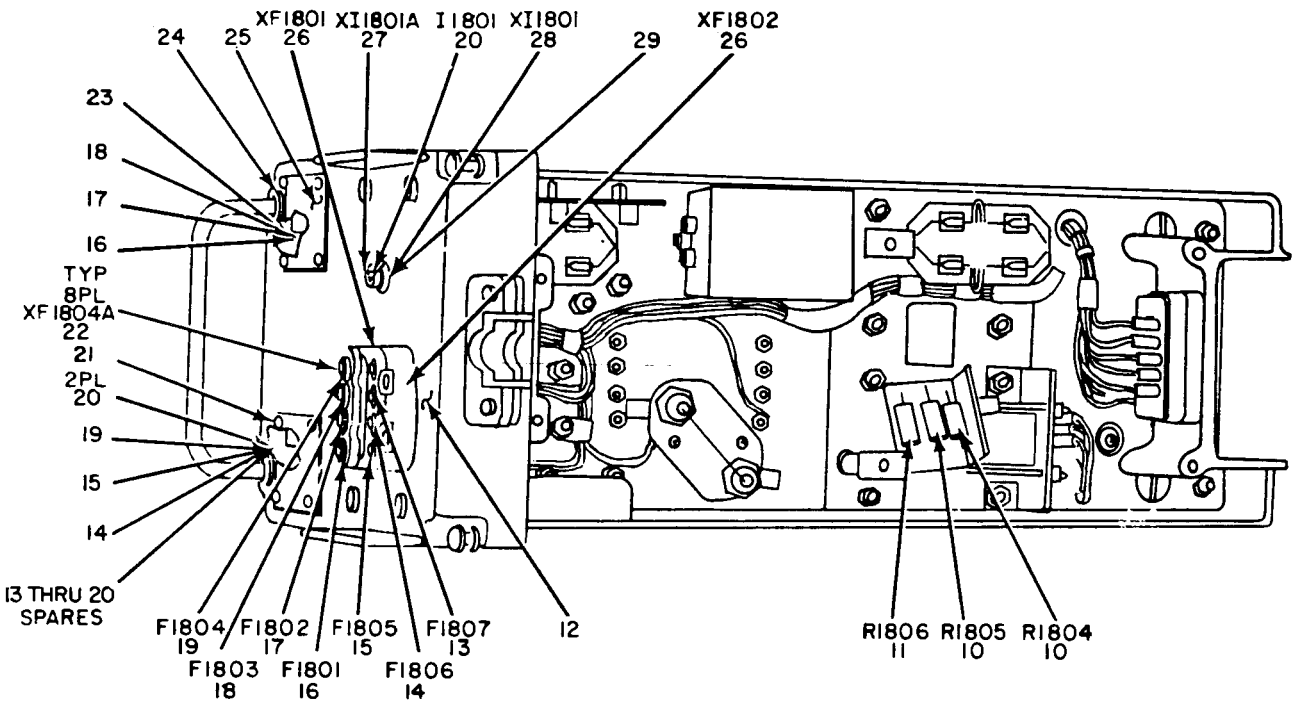


Figure 13. Receiver-Transmitter Groups OA-2649/TRC-68 and 0A-2649A/TRC-68.

SECTION II						TM11-5820-222-20P		
(1)	(2)	(3)	(4)	(5)	(6)		(7)	(8)
ILLUSTRATION								
(a)	(b)		NATIONAL		DESCRIPTION			QTY
FIG	ITEM	SMR	STOCK	PART				INC
NO.	NO.	CODE	NUMBER	NUMBER	FSCM	USABLE ON CODE	U\M	UNIT
GROUP 01 RECEIVER-TRANSMITTER GROUPS								
0A-2649/TRC-68 AND								
0A-2649A/TRC-68								
13	2	PAOFD	5820-00-681-9917	RT-441/TRC-68	80058	RECEIVER-XMTR	ACL	EA 1
13	2	PAOFD	5820-00-892-3725	RT-441A/TRC-68	80058	RECEIVER-XMTR	ACM	EA 1
13	3	XDOFD		PP-1494/U	80058	POWER SUPPLY		EA 1



TOP VIEW

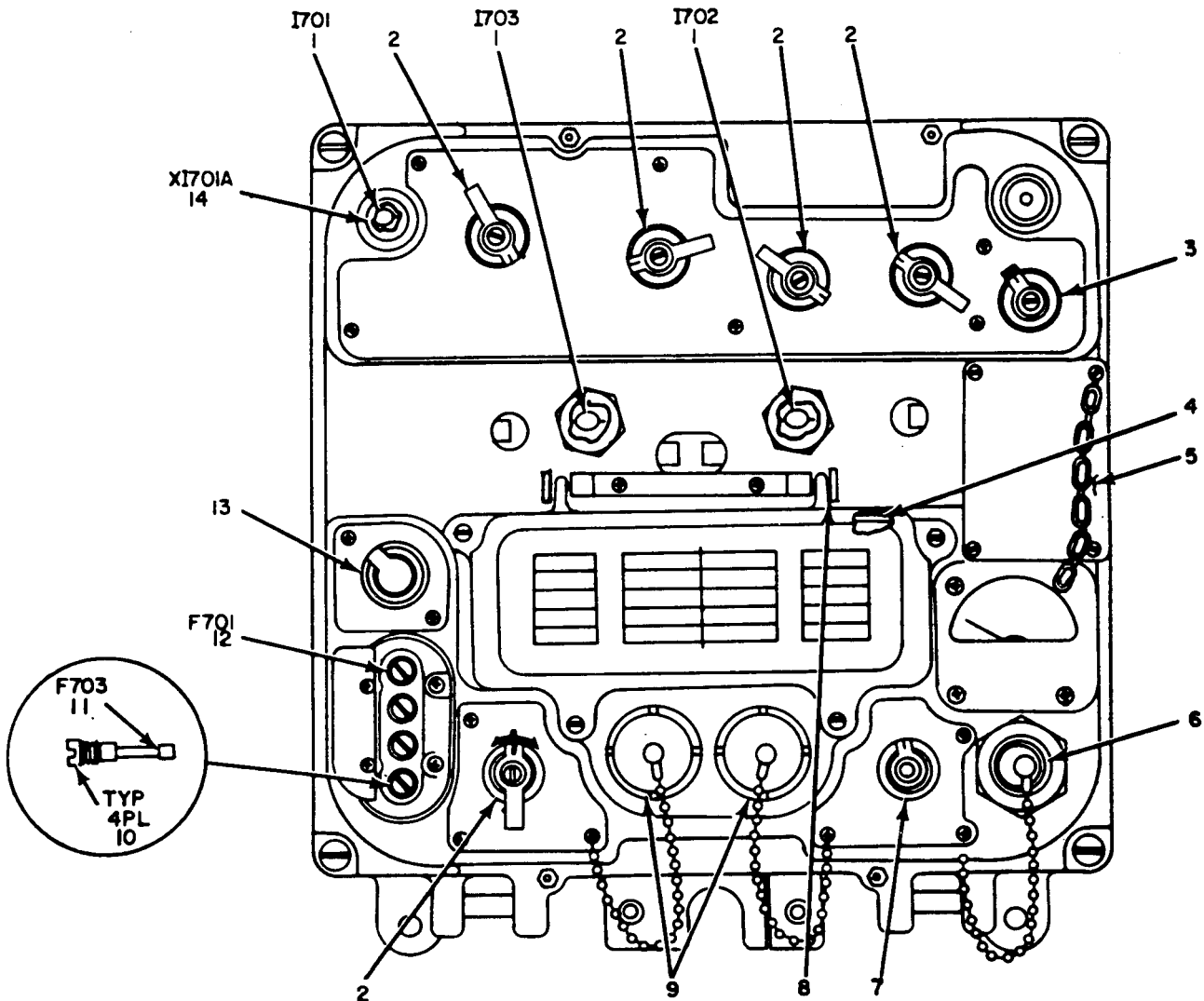


BOTTOM AND FRONT VIEW

EL4WU043

Figure 14. Power Supply PP-1494/U.

SECTION II						TM11-5820-222-20P		
(1)	(2)	(3)	(4)	(5)	(6)		(7)	(8)
ILLUSTRATION								
(a)	(b)	NATIONAL			DESCRIPTION			QTY
FIG	ITEM	STOCK	PART					INC
NO.	NO.	NUMBER	NUMBER	FSCM		USABLE ON CODE	U\M	IN
								UNIT
						GROUP 0102 POWER SUPPLY PP-1494/U		
14	13	PAOZZ 5920-00-043-2641	312-250	75915	FUSE, CARTRIDGE		EA	2
14	14	PAOZZ 5920-00-280-8344	SMB134981-2	80063	FUSE, CARTRIDGE		EA	2
14	15	PAOZZ 5920-00-501-6528	ABC15	71400	FUSE, CARTRIDGE		EA	2
14	16	PAOZZ 5920-00-270-5179	MDX-5	71400	FUSE, CARTRIDGE		EA	2
14	17	XDOZZ	F02D3R00B	81349	FUSE, CARTRIDGE		EA	3
14	18	XDOZZ	F02D13R00B	81349	FUSE, CARTRIDGE		EA	2
14	19	XDOZZ	F02GR125B	81349	FUSE, CARTRIDGE		EA	2
14	20	PAOZZ 6240-00-155-7836	327	08108	LAMP, INCANDESCENT		EA	3
14	21	XDOZZ	SMC345214	80063	HOLDER, SPARE		EA	1
14	22	XDOZZ	340129SA2	79515	CAP, ELECTRICAL		EA	8
14	23	XDOZZ	F02GR750B	81349	FUSE, CARTRIDGE		EA	1
14	25	PAOZZ 4010-00-785-1717	SMB344917	80063	CHAIN ASSEMBLY		EA	2
14	27	PAOZZ 6210-00-754-8307	A040219	81997	LENS, INDICATOR LT		EA	1

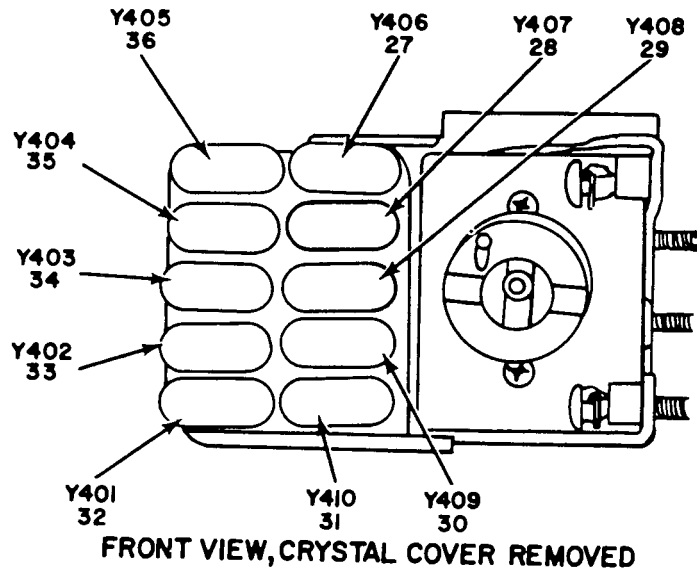
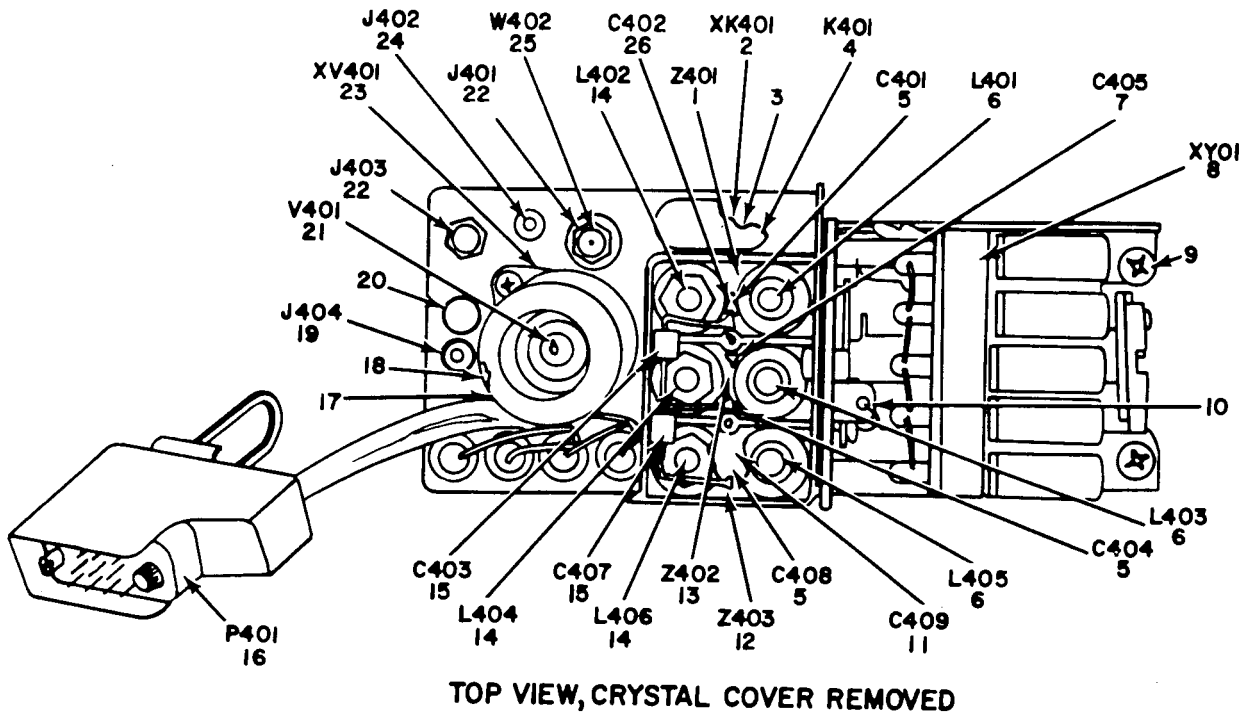


EL4WU047

Figure 15. Receiver-Transmitters RT-441/TRC-68 and RT-441A/TRC-68 Front Panel, Front View.



SECTION II						TM11-5820-222-20P		
(1)	(2)	(3)	(4)	(5)	(6)		(7)	(8)
ILLUSTRATION								
(a)	(b)	NATIONAL			DESCRIPTION			QTY
FIG	ITEM	STOCK	PART					INC
NO.	NO.	NUMBER	NUMBER	FSCM		USABLE ON CODE	U\M	UNIT
					GROUP 0103 RECEIVER-TRANSMITTERS			
					RT-441/TRC-68 AND			
					RT-441A/TRC-68			
15	1	PAOZZ	6240-00-155-7836	327	08108	LAMP, INCANDESCENT	EA	3
15	2	PAOZZ	5355-00-851-7641	SMC344847	80063	KNOB	EA	5
15	3	PAOZZ	5355-00-721-8712	SMB344848	80063	KNOB	EA	1
15	5	XDOZZ		SMC344912	80063	FUSEHOLDER	EA	1
15	6	PAOZZ	5935-00-804-5808	SMB344830	80063	COVER, ELEC CONN	EA	1
15	7	XDOZZ		SMC344709	80063	KNOB	EA	1
15	9	PAOZZ	5935-00-804-5809	SMC344831	80063	COVER, ELEC CONN	EA	2
15	10	XDOZZ		340129-S42	75915	CAP, ELECTRICAL	EA	4
15	11	XDOZZ		MDX-5	71400	FUSE, CARTRIDGE	EA	1
15	12	XDOZZ		F03G30R0B	81349	FUSE, CARTRIDGE	EA	1
15	13	PAOZZ	5355-00-721-8708	SMB344849	80063	KNOB	EA	1
15	14	PAOZZ	6210-00-754-8308	262-0944-00	13499	LENS, INDICATOR LT	EA	1

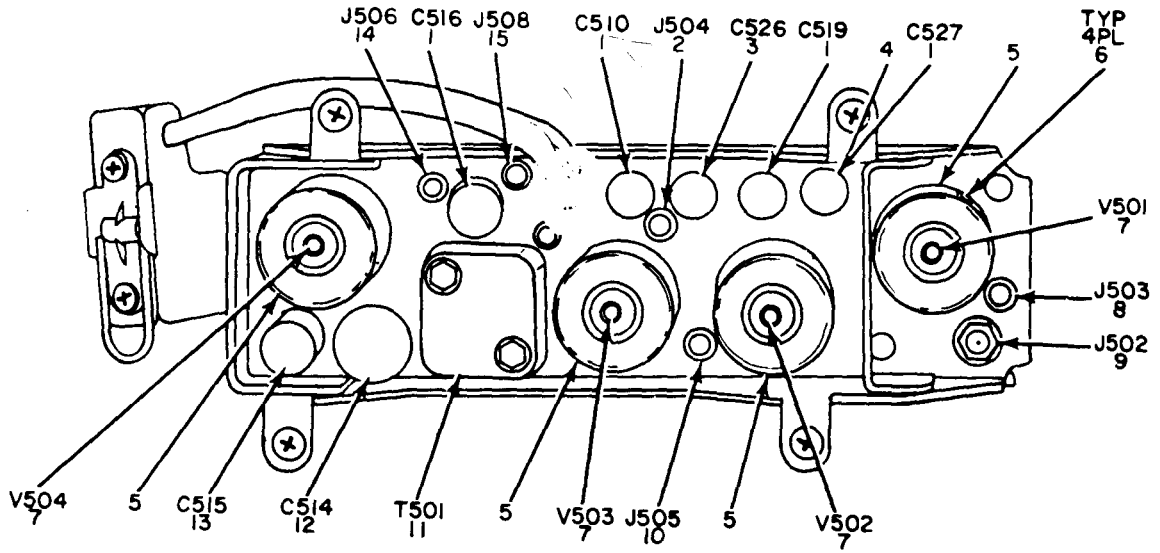


NOTE: FOR COMPLETE REFERENCE DESIGNATION  
PREFIX WITH A1A3

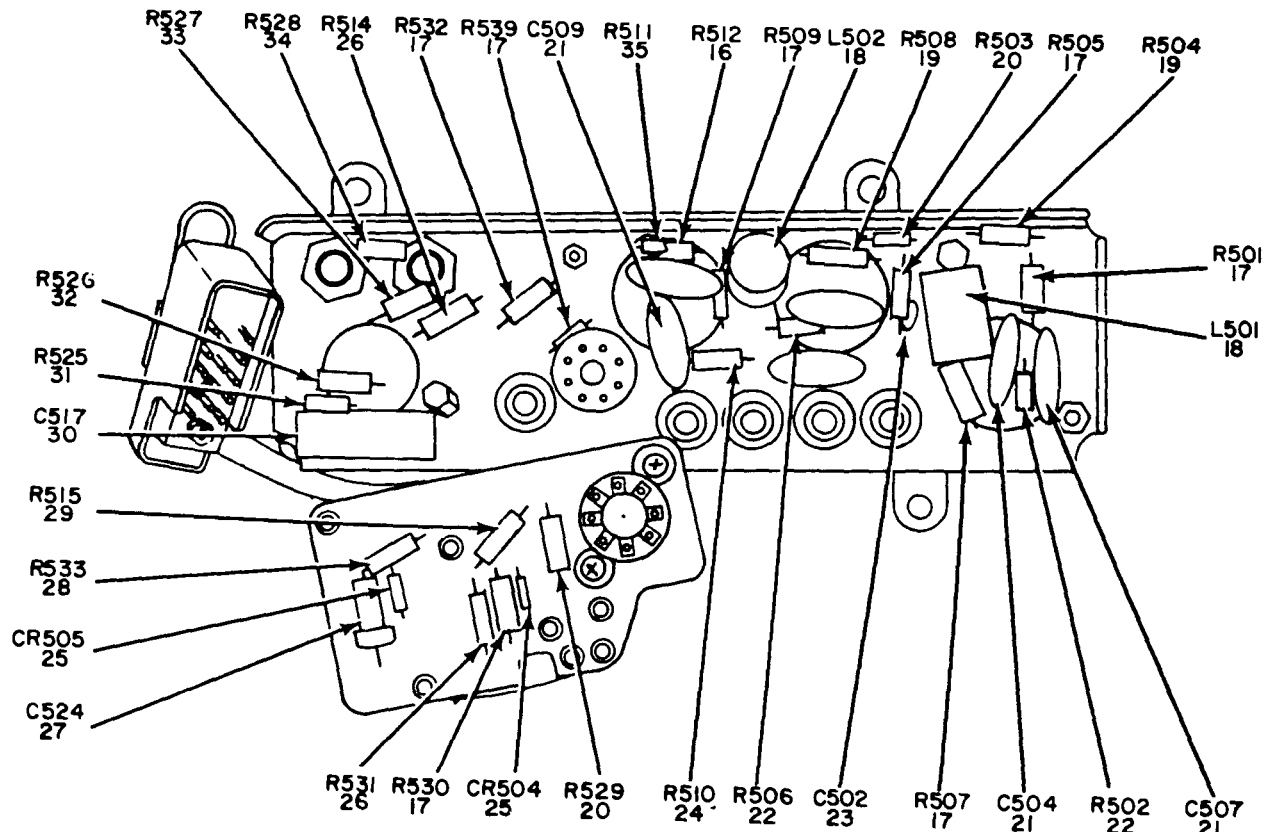
EL4WU051

Figure 16. Amplifier, IF 3.0 to 3.9 MHz Subunit (A1A3).

SECTION II						TM11-5820-222-20P		
(1)	(2)	(3)	(4)	(5)	(6)		(7)	(8)
ILLUSTRATION								
(a)	(b)	NATIONAL			DESCRIPTION			QTY
FIG	ITEM	STOCK	PART					INC
NO.	NO.	CODE	NUMBER	NUMBER	FSCM	USABLE ON CODE	U\M	IN
								UNIT
						GROUP 010301 AMPLIFIER, IF 3.0 TO 3.9 MHZ		
						SUBUNIT (A1A3)		
16	17	PAOZZ	5960-00-262-0345	TS103U01	81350	SHIELD,ELECTRON TUBE	EA	1
16	18	XDOZZ		SMD349082-3	80063	INSERT,TUBE SHIELD	EA	1
16	21	PAOZZ	5960-00-188-6584	5670	81349	ELECTRON TUBE	EA	1



TOP VIEW



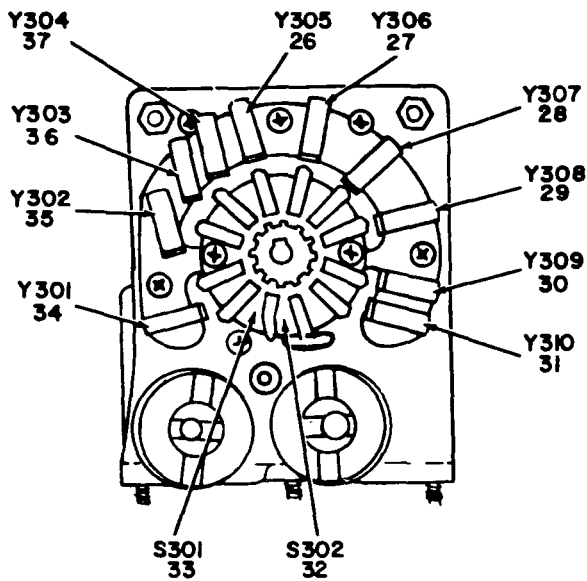
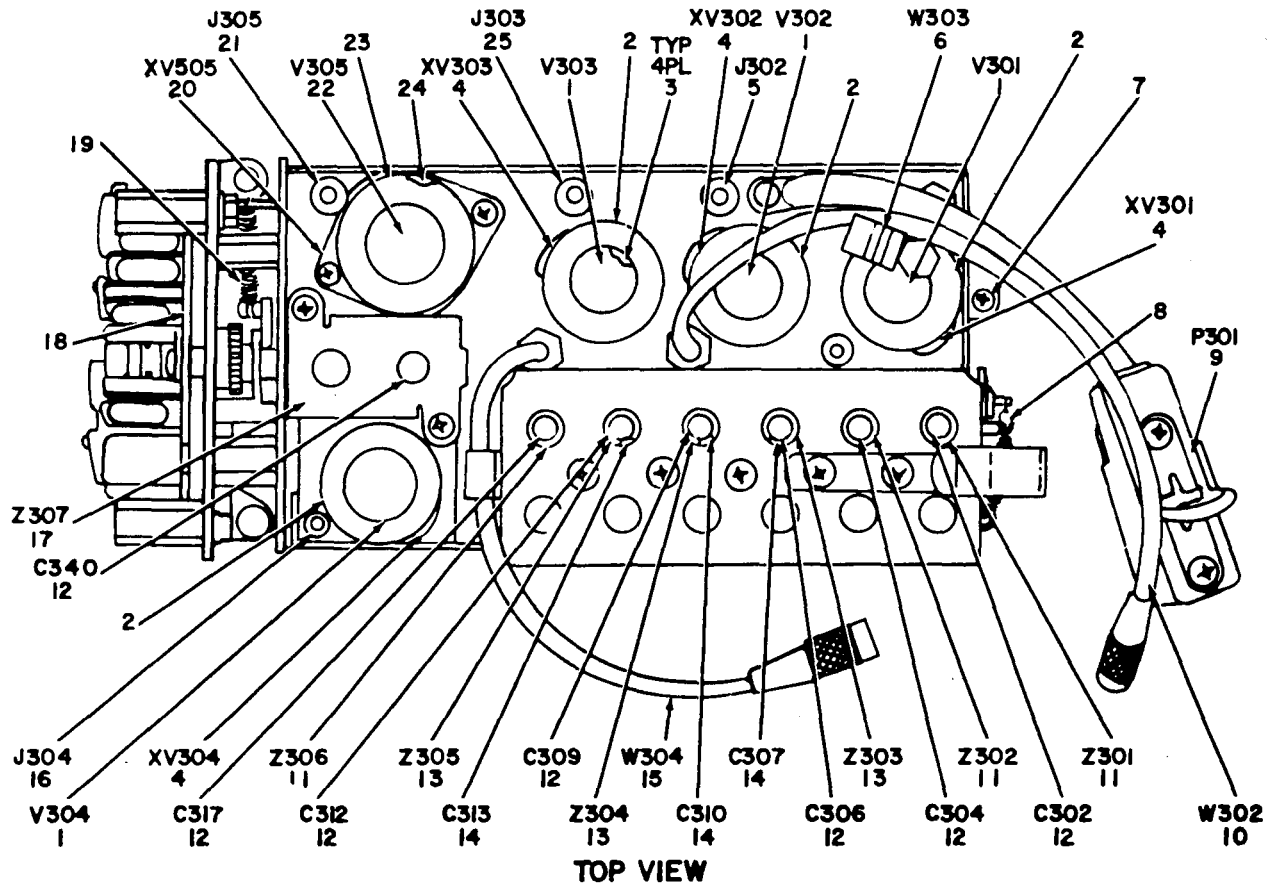
BOTTOM VIEW, INNER SIDE OF DETECTOR PLATE

NOTE: FOR COMPLETE REFERENCE DESIGNATION  
PREFIX WITH A1A4

EL4WU053

Figure 17. 500-KHz IF Amplifier Subunit (A1A4).

SECTION II						TM11-5820-222-20P		
(1)	(2)	(3)	(4)	(5)	(6)	(7)	(8)	
ILLUSTRATION								
(a)	(b)		NATIONAL		DESCRIPTION		QTY	
FIG	ITEM	SMR	STOCK	PART			INC	
NO.	NO.	CODE	NUMBER	NUMBER	FSCM	USABLE ON CODE	IN	
							U\M	
							UNIT	
						GROUP 010302 500 KHZ IF AMPLIFIER SUBUNIT		
						(A1A4)		
17	5	PAOZZ	5960-00-815-6072	TS102U01	81350	SHIELD,ELECTRON TUBE	EA 4	
17	6	PAOZZ	5960-00-858-5172	M24251-6-1	81349	INSERT,TUBE SHIELD	EA 4	
17	7	PAOZZ	5960-00-045-8639	5654	81349	ELECTRON TUBE	EA 4	



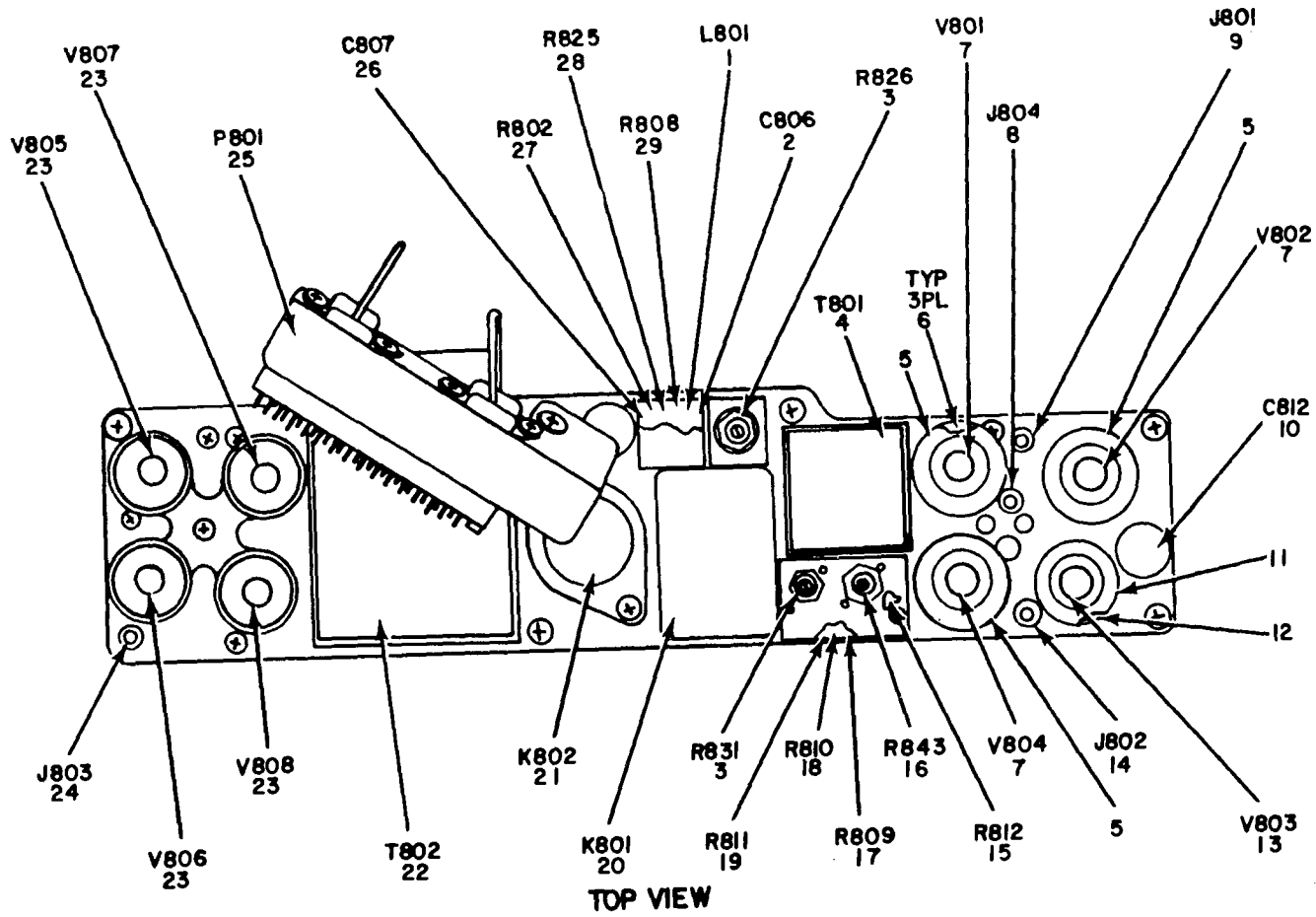
**FRONT VIEW,CRYSTAL COVER REMOVED**

NOTE: FOR COMPLETE REFERENCE DESIGNATION  
PREFIX WITH A1A2

EL4WU055

Figure 18. First IF Amplifier 20 to 29.9 MHz Subunit (A1A2).

SECTION II						TM11-5820-222-20P		
(1)	(2)	(3)	(4)	(5)	(6)		(7)	(8)
ILLUSTRATION								
(a)	(b)	NATIONAL			DESCRIPTION			QTY
FIG	ITEM	STOCK	PART					INC
NO.	NO.	NUMBER	NUMBER	FSCM		USABLE ON CODE	U\M	UNIT
GROUP 010303 FIRST IF AMPLIFIER 20 TO 29.9								
MHZ SUBUNIT (A1A2)								
18	1	PAOZZ	5960-00-134-6031	5654W	81349	ELECTRON TUBE	EA	4
18	2	PAOZZ	5960-00-815-6072	TS102U01	81350	SHEILD,ELECTRON TUBE	EA	4
18	3	PAOZZ	5960-00-858-5172	M24251-6-1	81349	INSERT,TUBE SHIELD	EA	4
18	22	PAOZZ	5960-00-188-6584	5670	81349	ELECTRON TUBE	EA	1
18	23	PAOZZ	5960-00-262-0345	TS103U01	81350	SHIELD,ELECTRON TUBE	EA	1
18	24	XDOZZ		SMD349082-3	80063	INSERT,TUBE SHIELD	EA	1



NOTE: FOR COMPLETE REFERENCE DESIGNATION  
PREFIX WITH A1A12

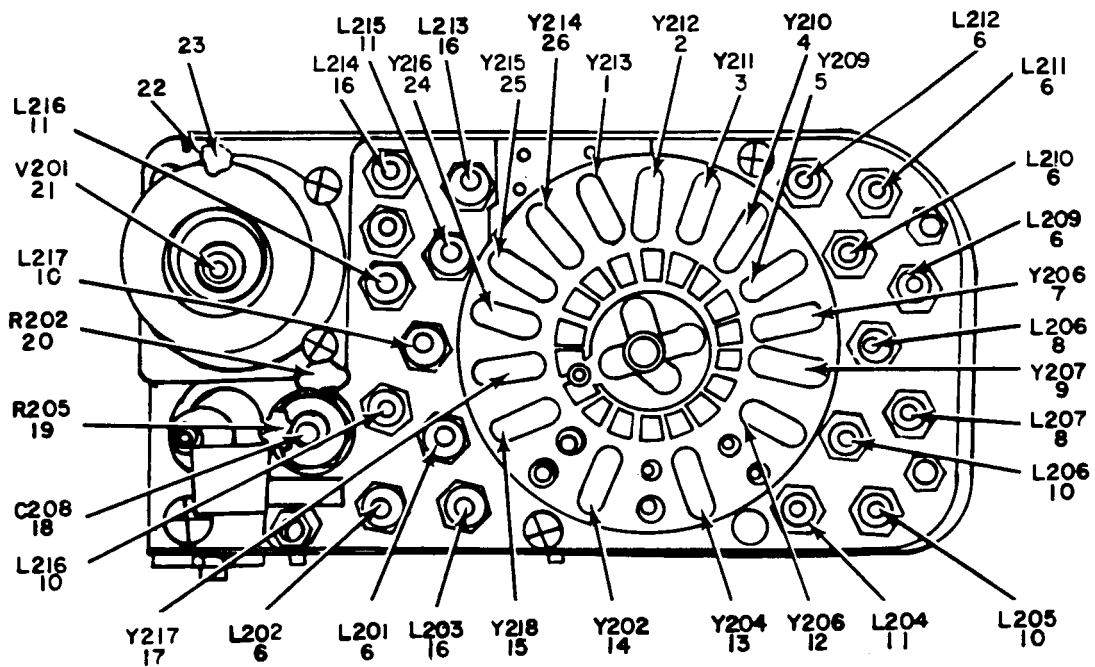
EL4WU058

Figure 19. Audio Amplifier and Modulator Subunit (A1A12).

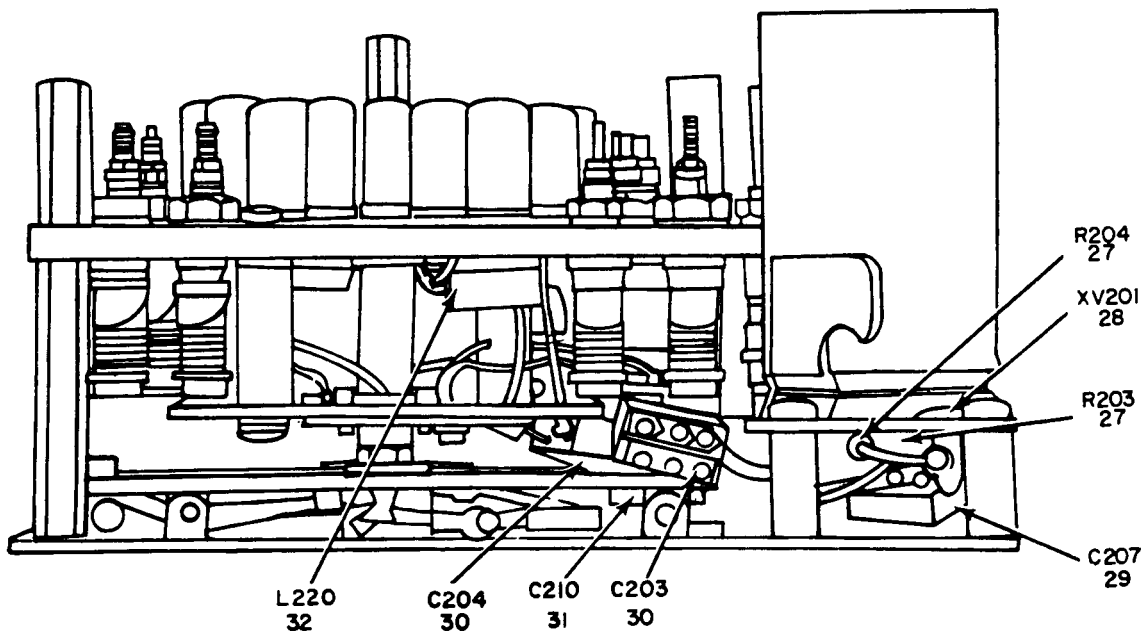


(1) ILLUSTRATION (a) FIG NO.	(2) (b) ITEM NO.	(3) SMR CODE	(3) NATIONAL STOCK NUMBER	(4) PART NUMBER	(5) FSCM	TM11-5820-222-20P DESCRIPTION USABLE ON CODE	(7) U\M	(8) QTY INC IN UNIT
GROUP 010304 AUDIO AMPLIFIER AND MODULATOR								
SUBUNIT (A1A12)								
19	5	PAOZZ	5960-00-262-0345	TS103U01	81350	SHIELD, ELCTR N TUBE	EA	3
19	6	XDOZZ		SMD349082-3	80063	INSERT, TUBE SHLD	EA	3
19	7	PAOZZ	5960-00-188-6584	5670	81349	ELECTRON TUBE	EA	3
19	11	PAOZZ	5960-00-815-6072	TS102U01	81350	SHIELD, ELECTRN TUBE	EA	1
19	12	PAOZZ	5960-00-858-5172	M24251-6-1	81349	INSERT, TUBE SHLD	EA	1
19	13	PAOZZ	5960-00-045-8639	5654	81349	ELECTRON TUBE	EA	1
19	23	PAOZZ	5960-00-188-3915	5763	81349	ELECTRON TUBE	EA	4





FIRST OSCILLATOR, CRYSTAL COVER REMOVED

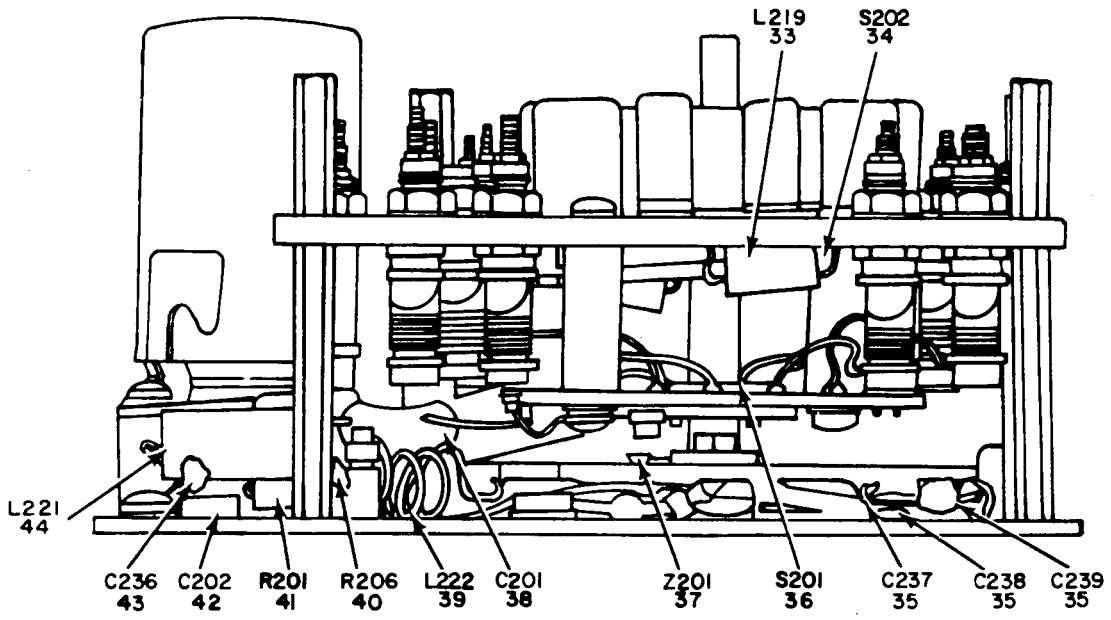


FIRST OSCILLATOR, LEFT SIDE VIEW

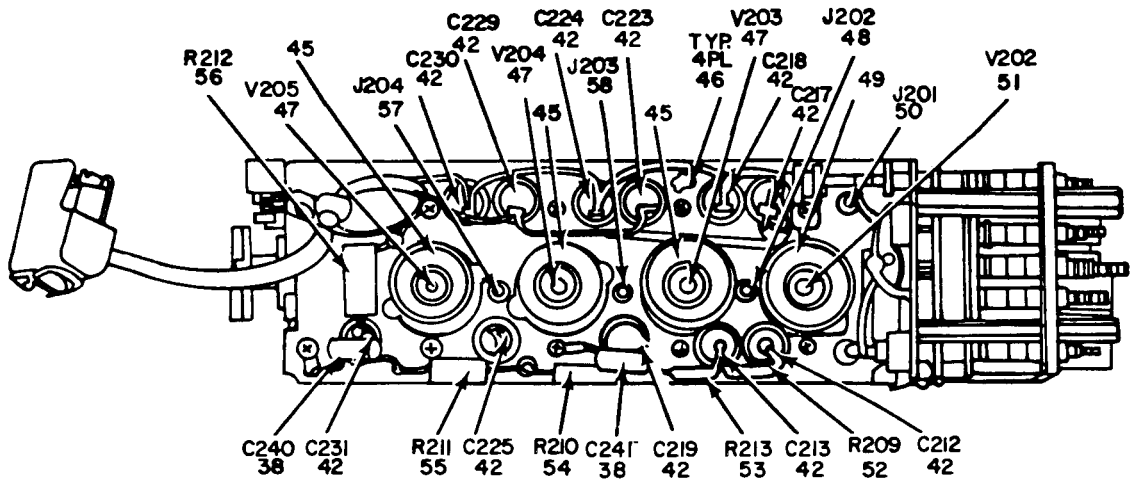
NOTE: FOR COMPLETE REFERENCE DESIGNATION  
PREFIX WITH A1A6

EL4WU020

Figure 20. UHF Injection 200 to 370 MHz Subunit A1A6 (Sheet 1 of 2).



FIRST OSCILLATOR, RIGHT SIDE VIEW



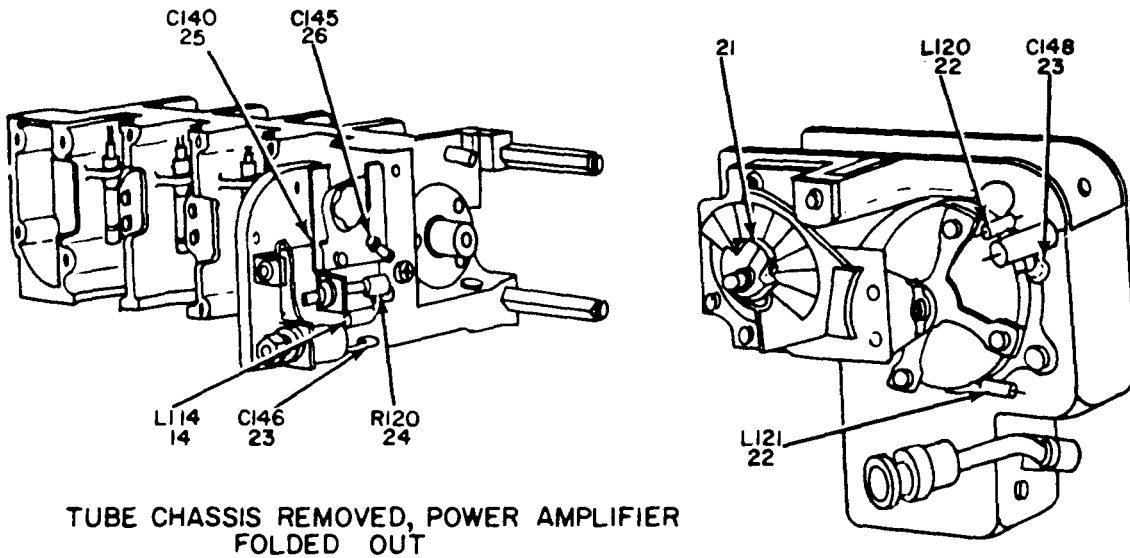
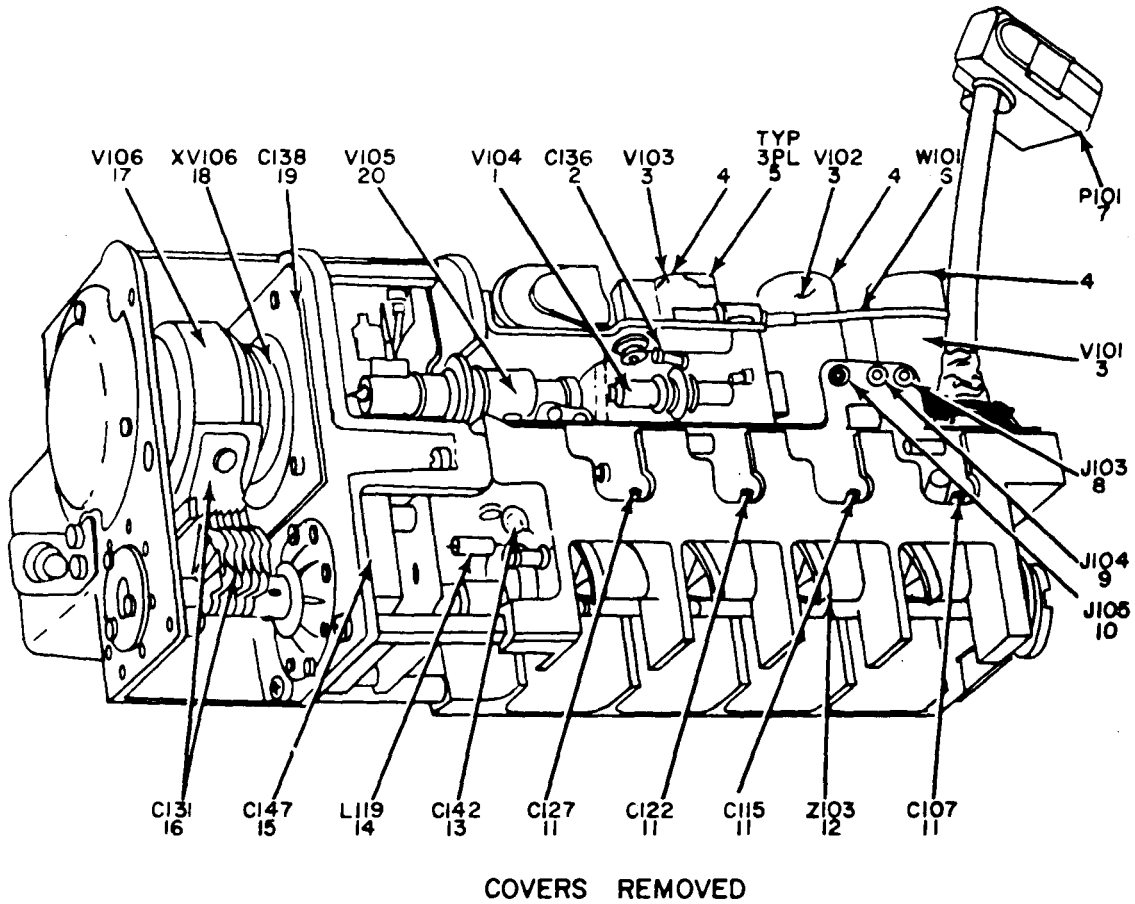
UHF INJECTION SUBUNIT, TOP VIEW

NOTE: FOR COMPLETE REFERENCE DESIGNATION  
PREFIX WITH A1A6.

EL4WJ06I

Figure 20. UHF Injection 200 to 370 MHz Subunit A1A6 (Sheet 2 of 2).

(1) ILLUSTRATION (a) FIG NO.	(2) (b) ITEM NO.	(3) SMR CODE	(4) NATIONAL STOCK NUMBER	(4) PART NUMBER	(5) FSCM	TM11-5820-222-20P DESCRIPTION USABLE ON CODE	(7) U\M	(8) QTY INC IN UNIT
						GROUP 010305 UHF INJECTION 200 TO 370 MHZ		
						SUBUNIT (A1A6)		
20	21	PAOZZ	5960-00-188-6584	5670	81349	ELECTRON TUBE	EA	1
20	22	PAOZZ	5960-00-262-0345	TS103U01	81350	SHIELD,ELECTRON TUBE	EA	1
20	23	XDOZZ		SMD349082-3	80063	INSERT,TUBE SHIELD	EA	1
20	45	PAOZZ	5960-00-504-8380	TS102U02	81350	SHIELD,ELECTRON TUBE	EA	3
20	46	PAOZZ	5960-00-858-5172	M24251-6-1	81349	INSERT,TUBE SHIELD	EA	4
20	47	XDOZZ		8532-6J4WB	81349	ELECTRON TUBE	EA	3
20	49	PAOZZ	5960-00-815-6072	TS102U01	81350	SHIELD,ELECTRON TUBE	EA	1
20	51	PAOZZ	5960-00-045-8639	5654	81349	ELECTRON TUBE	EA	1



NOTE: FOR COMPLETE REFERENCE DESIGNATION  
PREFIX WITH A1A11

EL4WU063

Figure 21. RF and Power Amplifier 225 to 399.9 MHz Subunit (A1A11).

SECTION II						TM11-5820-222-20P		
(1)	(2)	(3)	(4)	(5)	(6)	(7)	(8)	
ILLUSTRATION								
(a)	(b)	NATIONAL			DESCRIPTION		QTY	
FIG	ITEM	STOCK	PART			USABLE ON CODE	INC	
NO.	NO.	NUMBER	NUMBER	FSCM			IN	
							U\M	
							UNIT	
GROUP 010306 RF AND POWER AMPLIFIER 225 TO								
399.9 MHZ SUBUNIT (A1A11)								
21	1	PAOZZ	5960-00-840-5465	7554	81349	ELECTRON TUBE	EA	1
21	3	XDOZZ		8532-6J4WB	81349	ELECTRON TUBE	EA	3
21	4	PAOZZ	5960-00-504-8380	TS102U02	81350	SHIELD,ELECTRON TUBE	EA	3
21	5	PAOZZ	5960-00-858-5172	M24251-6-1	81349	INSERT,TUBE SHIELD	EA	3
21	17	PAOZZ	5960-00-840-1055	7609	81349	ELECTRON TUBE OR	EA	1
21	17	PAOZZ	5960-00-752-5739	4X150D	80131	ELECTRON TUBE	EA	1
21	20	PAOZZ	5960-00-617-3541	6442	81349	ELECTRON TUBE	EA	1

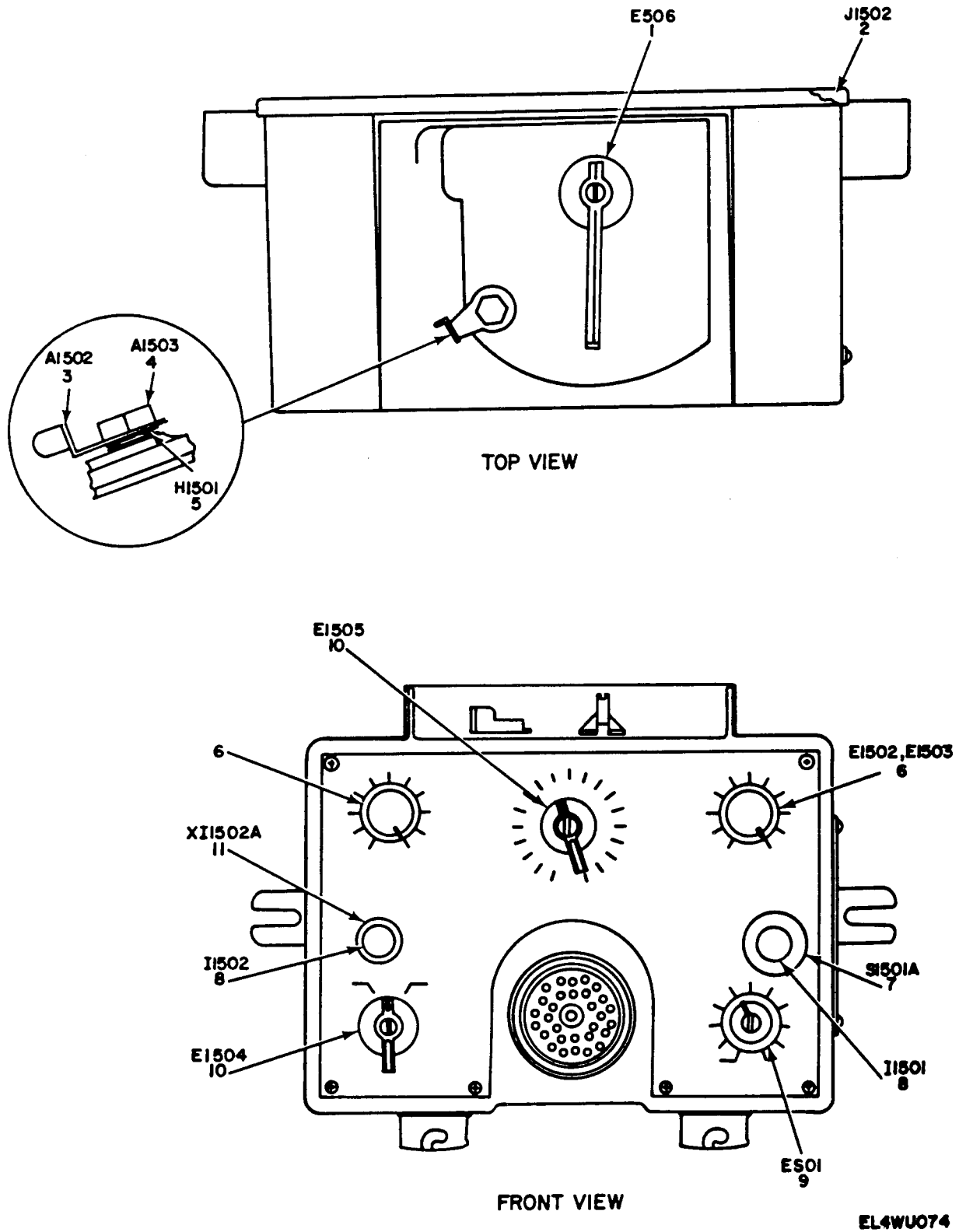


Figure 22. Radio Set Control C-1439/U.



SECTION II						TM11-5820-222-20P		
(1)	(2)	(3)	(4)	(5)	(6)		(7)	(8)
ILLUSTRATION								
(a)	(b)	NATIONAL			DESCRIPTION			QTY
FIG	ITEM	STOCK	PART					INC
NO.	NO.	NUMBER	NUMBER	FSCM		USABLE ON CODE	U\M	UNIT
GROUP 02 RADIO SET CONTROL C-1439/U								
22	1	XDOZZ		SCB82716	80063	KNOB	EA	1
22	3	PAOZZ	5820-00-775-3771	558-1746-002	13499	LOCK	EA	1
22	4	XDOZZ		SMB345081	80063	SCREW, SHOULDER	EA	1
22	6	PAOZZ	5355-00-721-8708	SMB344849	80063	KNOB	EA	2
22	7	PAOZZ	6210-00-754-8308	262-0944-00	13499	LENS, IND LIGHT	EA	1
22	8	PAOZZ	6240-00-155-7836	327	08108	LAMP, INCANDESCENT	EA	2
22	9	PAOZZ	5355-00-721-8712	SMB344848	80063	KNOB	EA	1
22	10	PAOZZ	5355-00-851-7641	SMC344847	80063	KNOB	EA	2
22	11	PAOZZ	6210-00-754-8307	A040219	81997	LENS, IND LIGHT	EA	1

## NATIONAL STOCK NUMBER AND PART NUMBER INDEX

NOTE: LATEST NATIONAL STOCK NUMBER AND PART NUMBER ASSIGNMENTS ARE INCLUDED AT END OF INDEX

STOCK NUMBER	FIGURE NO.	ITEM NO.	STOCK NUMBER	FIGURE NO.	ITEM NO.		
5920-00-043-2641	3	13	5995-00-682-3426	11	4		
5960-00-045-8639	8	51	5995-00-682-3426	11	6		
5960-00-045-8639	17	7	5355-00-721-8708	3	15		
5960-00-045-8639	19	13	5355-00-721-8708	22	6		
5960-00-045-8639	20	51	5355-00-721-8712	22	8		
5820-00-092-3724	2	1	5960-00-752-5739	9	17		
5960-00-134-6031	5	7	5960-00-752-5739	21	17		
5820-00-155-4166	3	5	6210-00-754-8307	10	11		
6240-00-155-7836	3	1	6210-00-754-8307	14	27		
6240-00-155-7836	10	8	6210-00-754-8307	22	11		
6240-00-155-7836	14	20	6210-00-754-8308	3	16		
6240-00-155-7836	15	1	6210-00-754-8308	10	7		
6240-00-155-7836	22	8	6210-00-754-8308	22	7		
5960-00-188-3915	19	23	5820-00-775-0386	11	5		
5960-00-188-6584	4	21	5820-00-775-3771	10	3		
5960-00-188-6584	16	21	5820-00-778-0107	1	8		
5960-00-188-6584	18	22	4014-00-785-1717	14	25		
5960-00-188-6584	19	7	5935-00-804-5808	3	6		
5960-00-188-6584	20	21	5935-00-804-5809	3	9		
5965-00-243-6420	1	3	5960-00-840-1055	9	17		
5965-00-243-6420	11	12	5960-00-840-1055	21	17		
5960-00-262-0345	16	17	5960-00-840-5465	9	1		
			5960-00-840-5465	21	1		
5995-00-264-7839	1	4	5355-00-851-7641	3	2		
5995-00-264-7839	11	16	5355-00-851-7641	10	10		
5920-00-270-5179	3	11	5355-00-851-7641	22	10		
5920-00-270-5179	14	16					
5920-00-280-8344	3	14					
5920-00-280-8344	14	14					
5920-00-501-6528	14	15					
5965-00-504-6370	1	5					
5820-00-543-1978	2	1	5995-00-889-0920	1	7		
5960-00-617-3541	9	20	5965-00-892-0722	11	11		
5960-00-617-3541	21	20					
5935-00-665-6543	11	15					
5820-00-679-3434	1	11	5820-00-973-0510	11	13		
5820-00-681-9917	13	2	5975-00-000-2627	11	2		
PART NUMBER	FSCM	FIG. NO.	ITEM NO.	PART NUMBER	FSCM	FIG. NO.	ITEM NO.
ABC 15	71400	14	15	MDX-5	71400	15	11
AN/GRA-6	80058	11	10	MSD15-32V	71400	3	12
AT-197/GR	80058	11	1	MS90078-5	96906	3	13
AT-803/VRC24	80058	1	1	MS90078-7	96906	3	14
				MT-1436A/U	80058	1	11
				MT-2297/TRC-68	80058	11	5
				0A-2648/VRC-24	80058	1	12
A040219	81997	10	11	0A-2648A/VRC-24	80058	1	12
A040219	81997	14	27	0A-2649/TRC-68	80058	11	8
A040219	81997	22	11	0A-2649A/TRC-68	80058	11	8
C-1439/U	80058	1	13	PP-1494/4	80058	13	3
C-1439/U	80058	11	9	RT-323/VRC-24	80058	2	1
CG-1650/U	80058	1	7	RT-323A/VRC-24	80058	2	1
				RT-441/TRC-68	80058	13	2
				RT-441A/TRC-68	80058	13	2
CX-4629/U	80058	1	9	SCB82716	80063	10	1
CX-4630/U	80058	1	6	SCB82716	80063	22	1
CX-4881/U	80058	11	6	SMB134981-2	80063	14	14
CX-4882/U	80058	11	3	SMB344830	80063	3	6
CX-4883/U	80058	11	4	SMB344830	80063	15	6
CX-4884/U	80058	1	10	SMB344848	80063	3	3
CX-4884/U	80058	11	7	SMB344848	80063	10	9
CY-2713/TRC-68	80058	11	2	SMB344848	80063	15	3
CY-4868/TRC-68	80058	11	2	SMB344848	80063	22	9
D434927	98738	11	13	SMB344849	80063	3	15
F02D13R00B	81349	14	18	SMB344849	80063	10	6
F02D3R00B	81349	14	17	SMB344849	80063	15	13
F02GR750B	81349	14	23	SMB344849	80063	22	6
F02GR125B	81349	14	19	SMB344917	80063	14	25
F03G30R0B	81349	15	12	SMB345081	80063	10	4
H-113/U	80058	1	5	SMB345081	80063	22	4
H-113/U	80058	11	17	SMC344655	80063	3	5
LS-166/U	80058	1	3	SMC344709	80063	3	7
LS-166/U	80058	11	12	SMC344709	80063	15	7
M-29B/U	80058	1	2	SMC344831	80063	3	9
M-29B/U	80058	11	11	SMC344831	80063	15	9
MDX-5	71400	3	11	SMC344847	80063	3	2
MDX-5	71400	14	16	SMC344847	80063	10	10

## NATIONAL STOCK NUMBER AND PART NUMBER INDEX

PART NUMBER	FSCM	FIG. NO.	ITEM NO.	PART NUMBER	FSCM	FIG. NO.	ITEM NO.
SMC344847	80063	15	2	327	8108	22	8
SMC344847	80063	22	10				
SMC344912	80063	15	5				
SMC345214	80063	14	21	340129SA2	75915	14	22
SMC381703	80063	3	6	4X150D	80131	9	17
SMD343846	80063	1	8	4X150D	80131	21	17
SMD343926	80063	1	8				
SMD345028	80063	11	13				
SMD349082-3	80063	4	18				
SMD349082-3	80063	6	24				
SMD349082-3	80063	7	6				
SMD349082-3	80063	8	23				
SMD349082-3	80063	16	18				
SMD349082-3	80063	18	24				
SMD349082-3	80063	19	6				
SMD349082-3	80063	20	23	558-1746-002	13499	10	3
SMD536295	80063	12	4	558-1746-002	13499	22	3
TS102U01	81350	5	5	5654W	81349	6	1
TS102U01	81350	6	2	5654W	81349	18	1
TS102U01	81350	7	11	5654	81349	5	7
TS102U01	81350	8	49	5654	81349	7	13
TS102U01	81350	17	5	5654	81349	8	51
TS102U01	81350	18	2	5654	81349	17	7
TS102U01	81350	19	11	5654	81349	19	13
TS102U01	81350	20	49	5654	81349	20	51
TS102U02	81350	8	45	5670	81349	4	21
TS102U02	81350	9	4	5670	81349	6	22
TS102U02	81350	20	45	5670	81349	7	7
TS102U02	81350	21	4	5670	81349	8	21
TS103U01	81350	4	17	5670	81349	16	21
TS103U01	81350	6	23	5670	81349	18	22
TS103U01	81350	7	5	5670	81349	19	7
TS103U01	81350	8	22	5670	81349	20	21
TS103U01	81350	8	22	5763	81349	7	23
TS103U01	81350	16	17	5763	81349	19	23
TS103U01	81350	18	23	6442	81349	9	20
TS103U01	81350	19	5	6442	81349	21	20
TS103U01	81350	20	22	7554	81349	9	1
UG565AU	80058	11	15	7554	81349	21	1
WD-1/TT-DR-8	81349	11	14	7609	81349	9	17
312-250	75915	14	13	7609	81349	21	17
327	8108	3	1	8532-6J4WB	81349	8	41
327	8108	10	8	8532-6J4WB	81349	9	3
327	8108	14	20	8532-6J4WB	81349	20	47
327	8108	15	1	8532-6J4WB	81349	21	3

## LATEST NATIONAL STOCK NUMBER ASSIGNMENTS

STOCK NUMBER	FIG. NO.	ITEM NO.	STOCK NUMBER	FIG. NO.	ITEM NO.
5920-00-043-2641	14	13	6210-00-754-8308	15	14
5960-00-134-6031	6	1	6210-00-754-8308	22	7
5960-00-134-6031	18	1	5820-00-775-3771	22	3
5960-00-188-6584	8	21	5935-00-804-5805	15	6
5985-00-219-7454	11	1	5935-00-804-5809	15	9
5960-00-262-0345	4	17	5960-00-815-6072	5	5
5960-00-262-0345	6	23	5960-00-815-6072	6	2
5960-00-262-0345	7	5	5960-00-815-6072	7	11
5960-00-262-0345	8	22	5960-00-815-6072	8	49
5960-00-262-0345	18	23	5960-00-815-6072	17	5
5960-00-262-0345	19	5	5960-00-815-6072	18	2
5960-00-262-0345	20	22	5960-00-815-6072	19	11
5965-00-504-6370	11	17	5960-00-815-8072	20	49
5960-00-504-8380	8	45	5355-00-851-7641	15	2
5960-00-504-8380	9	4	5960-00-858-5172	5	6
5960-00-504-8380	20	45	5960-00-858-5172	6	3
5960-00-504-8380	21	4	5960-00-858-5172	7	12
5820-00-543-1894	1	1	5960-00-858-5172	8	46
5820-00-644-4554	11	10	5960-00-858-5172	9	5
5355-00-721-8708	10	6	5960-00-858-5172	17	6
5355-00-721-8708	15	13	5960-00-858-5172	18	3
5355-00-721-8712	15	3	5960-00-858-5172	19	12
5820-00-752-0549	11	8	5960-00-858-5172	20	46
5820-00-752-0584	1	12	5960-00-858-5172	21	5
5820-00-752-5982	11	13	5965-00-892-0722	1	2
6210-00-754-8308	3	16	5820-00-892-3720	1	12
6210-00-754-8308	10	17	5820-00-892-3721	11	8

NATIONAL STOCK NUMBER AND PART NUMBER INDEX  
LATEST PART NUMBER ASSIGNMENTS

PART NUMBER	FSCM	FIG. NO.	ITEM NO.	PART NUMBER	FSCM	FIG. NO.	ITEM NO.
24251-6-1	81349	5	6	M24251-6-1	81349	21	
24251-6-1	81349	6	3	SCDL344948	80063	1	11
24251-6-1	81349	7	12	262-0944-00	13499	3	16
24251-6-1	81349	8	46	262-0944-00	13499	10	17
24251-6-1	81349	9	5	262-0944-00	13499	15	
24251-6-1	81349	17	6	262-0944-00	13499	22	
24251-6-1	81349	18	3	340129-S42	75915	3	
24251-6-1	81349	19	2	340129-S42	75915	15	
24251-6-1	81349	20	46				

RECOMMENDED CHANGES TO EQUIPMENT TECHNICAL MANUALS



**SOMETHING WRONG WITH THIS MANUAL?**

THEN... JOT DOWN THE DOPE ABOUT IT ON THIS FORM, TEAR IT OUT, FOLD IT AND DROP IT IN THE MAIL!

FROM: (YOUR UNIT'S COMPLETE ADDRESS)

Commander  
Stateside Army Depot  
ATTN: AMSTA-US  
Stateside, N.J. 07703

DATE 10 July 1975

PUBLICATION NUMBER

TM 11-5840-340-20P

DATE

23 Jan 78

TITLE

Radar Set AN/PRC-76

BE EXACT... PIN-POINT WHERE IT IS

PAGE NO.	PARA-GRAPH	FIGURE NO.	TABLE NO.
33			
44		19	
45			

IN THIS SPACE TELL WHAT IS WRONG AND WHAT SHOULD BE DONE ABOUT IT:

For item 2, change the NSN to read: 5835-00-134-9186.

Reason: Accuracy.

Identify the cover on the junction box (item no. 5).

Reason: It is a separate item and is not called out on figure 19.

Add the cover of the junction box as an item in the listing for figure 19.

Reason: Same as above.

TEAR ALONG DOTTED LINE

TYPED NAME, GRADE OR TITLE, AND TELEPHONE NUMBER

SSG I. M. DeSpiritof 999-1776

SIGN HERE:

*SSG I. M. DeSpiritof*

DA FORM 2028-2  
1 AUG 74

P.S.--IF YOUR OUTFIT WANTS TO KNOW ABOUT YOUR MANUAL "FIND," MAKE A CARBON COPY OF THIS AND GIVE IT TO YOUR HEADQUARTERS.





FILL IN YOUR  
UNIT'S ADDRESS

FOLD BACK

DEPARTMENT OF THE ARMY

OFFICIAL BUSINESS

Commander  
US Army Communications and  
Electronics Materiel Readiness Command  
ATTN: DRSEL-ME-MQ  
Fort Monmouth, New Jersey 07703

FOLD BACK

TEAR ALONG DOTTED LINE





FILL IN YOUR  
UNIT'S ADDRESS



FOLD BACK

DEPARTMENT OF THE ARMY

OFFICIAL BUSINESS

Commander  
US Army Communications and  
Electronics Materiel Readiness Command  
ATTN: DRSEL-ME-MQ  
Fort Monmouth, New Jersey 07703

FOLD BACK

TEAR ALONG DOTTED LINE



FILL IN YOUR  
UNIT'S ADDRESS

FOLD BACK

DEPARTMENT OF THE ARMY

OFFICIAL BUSINESS

Commander  
US Army Communications and  
Electronics Materiel Readiness Command  
ATTN: DRSEL-ME-MQ  
Fort Monmouth, New Jersey 07703

TEAR ALONG DOTTED LINE

FOLD BACK





**By Oder of the Secretary of the Army:**

**E. C. MEYER**  
*General, United States Army*  
*Chief of staff*

**Official:**

**J C. PENNINGTON**  
*Major General, United States Army*  
*The Adjutant General*

**DISTRIBUTION:**

To be distributed in accordance with DA Form 12-51, Organizational Maintenance requirements for AN/VRC-24 and AN/TRC-68.





This fine document...

Was brought to you by me:



## [Liberated Manuals -- free army and government manuals](#)

Why do I do it? I am tired of sleazy CD-ROM sellers, who take publicly available information, slap “watermarks” and other junk on it, and sell it. Those masters of search engine manipulation make sure that their sites that sell free information, come up first in search engines. They did not create it... They did not even scan it... Why should they get your money? Why are not letting you give those free manuals to your friends?

I am setting this document FREE. This document was made by the US Government and is NOT protected by Copyright. Feel free to share, republish, sell and so on.

I am not asking you for donations, fees or handouts. If you can, please provide a link to [liberatedmanuals.com](http://liberatedmanuals.com), so that free manuals come up first in search engines:

<A HREF=<http://www.liberatedmanuals.com/>>Free Military and Government Manuals</A>

- Sincerely  
Igor Chudov  
<http://igor.chudov.com/>
- [Chicago Machinery Movers](#)