

TECHNICAL MANUAL

**ORGANIZATIONAL, DIRECT SUPPORT, AND GENERAL SUPPORT MAINTENANCE
REPAIR PARTS AND SPECIAL TOOLS LISTS
(INCLUDING DEPOT MAINTENANCE REPAIR PARTS AND SPECIAL TOOLS)**

FOR

**LOW LEVEL SIGNALING DEVICE TT-524 () /FGC
(NSN 5815-00-999-3047)
INTERCONNECTING BOX J-2671/FGC
(NSN 5815-00-937-4296)**

**ORGANIZATIONAL, DIRECT SUPPORT, AND GENERAL SUPPORT MAINTENANCE
REPAIR PARTS AND SPECIAL TOOLS LISTS
(INCLUDING DEPOT MAINTENANCE REPAIR PARTS AND SPECIAL TOOLS)**

FOR

**LOW LEVEL SIGNALING DEVICE TT-524()/FGC
(NSN 5815-00-999-3047)
INTERCONNECTING BOX J-2671/FGC
(NSN 5815-00-937-4296)**

Current as of 14 December 1979

REPORTING OF ERRORS

You can help improve this manual. If you find any mistakes or know of a way to improve the procedures, please let us know. Mail your DA Form 2028 (Recommended Changes to Publications and Blank Forms), or DA Form 2028-2 located in back of this manual direct to: Commander, US Army Communications and Electronics Materiel Readiness Command, ATTN: DRSEL-ME-MQ, Fort Monmouth, NJ 07703.

In either case a reply will be furnished direct to you.

TABLE OF CONTENTS

		Page	Illus. Figure
SECTION I.	Introduction	1	
II.	Repair parts list	5	
Group 00	Low Level Signaling Device		
	TT-524()/FGC	5	1
	Low Level Signaling Device		
	TT-524()/FGC, Signaling Device	9	2
	Low Level Signaling Device		
	TT-524()/FGC, Heat Sink Assembly	13	3
01	Printed circuit boards	15	4
	Printed circuit boards, driver		
	board assembly	17	5
	Printed circuit boards, board		
	output assembly	19	6
02	Cable Assembly, Special Purpose,		
	Electrical CX-10830/FGC	21	7
00	Interconnecting Box J-2671/FGC	23	8
01	Printed circuit board	25	9
	Printed circuit board, filter board		
	assembly	27	10
SECTION III.	Special tools list (Not applicable)		
IV.	National stock number and part		
	number index	28	

**SECTION I
INTRODUCTION**

1. SCOPE.

This manual lists spares and repair parts; special tools; special test, measurement, and diagnostic equipment (TMDE); and other special support equipment required for performance of organizational, direct support, and general support maintenance of the TT-524/FGC, J-2671/FGC, CX-10830/FGC. It authorizes the requisitioning, issue of spares and repair parts as indicated by the source and maintenance codes.

2. GENERAL.

This Repair Parts and Special Tools List is divided into the following sections:

a. *Section II. Repair Parts List.* A list of spares and repair parts authorized for use in the performance of maintenance. This list also includes parts which must be removed for replacement of the authorized parts. Parts lists are composed of functional groups in numeric sequence, with the parts in each group listed in figure and item number sequence. Bulk materials are listed in item name sequence. Repair parts kits are listed separately in functional groups in Section II. Repair parts for repairable special tools are also listed in this section. Items listed are shown in the associated illustration(s)/figure(s).

b. *Section III. Special Tools List. Not Applicable.*

c. *Section IV. Cross-Reference Index.* A list in National item identification Number (NIIN) sequence, of all National stock numbers (NSN) appearing in the listings, followed by a list, in alphanumeric sequence of all part numbers appearing in the listings. National stock numbers and part numbers are cross referenced to each illustration figure and item number appearance. The figure and item number index lists figure and item numbers in alphanumeric sequence and cross references NSN, FSCM and part number.

3. EXPLANATION OF COLUMNS

a. *Illustration.* This column is divided as follows:

- (1) *Figure Number.* Indicates the figure number of the illustration on which the item is shown.
- (2) *Item Number.* The number used to identify item called out in the illustration.

b. *Source, Maintenance and Recoverability (SMR) Codes.*

(1) *Source Code.* Source codes indicate the manner of acquiring support items for maintenance, repair, or overhaul of end items. Source codes are entered in the first and second positions of the Uniform SMR Code format as follows:

<i>Code</i>	<i>Definition</i>
-------------	-------------------

PA - Item procured and stocked for anticipated or known usage.

XD - A support item that is not stocked. When required, item will be procured through normal supply channels.

NOTE

Cannibalization or salvage may be used as a source of supply for any items with the above source codes, except for those source coded "XA" and aircraft support items as restricted by AR 700-42.

(2) *Maintenance Code.* Maintenance codes are assigned to indicate the levels of maintenance authorized to USE and REPAIR support items. The maintenance codes are entered in the third and fourth positions of the SMR code as follows:

(a) The maintenance code entered in the third position tells you the lowest maintenance level authorized to remove, replace, and use an item. The maintenance code entered in the third position will indicate authorization to the following levels of maintenance:

<i>Code</i>	<i>Application/Explanation</i>
-------------	--------------------------------

O - Support item is removed, replaced, used at the organizational level.

F - Support item is removed, replaced, used at the direct support level.

H - Support item is removed, replaced, used at the general support level.

(b) The maintenance code entered in the fourth position indicates whether the item is to be repaired and identifies the lowest maintenance level with the capability to perform complete repair (i.e., all authorized maintenance functions). This position will contain one of the following maintenance codes:

<i>Code</i>	<i>Application/Explanation</i>
-------------	--------------------------------

F - The lowest maintenance level capable of complete repair of the support item is the direct support level.

H - The lowest maintenance level capable of complete repair of the support item is the general support level.

<i>Code</i>	<i>Application/Explanation</i>
-------------	--------------------------------

Z - Nonreparable. No repair is authorized.

(3) *Recoverability Code.* Recoverability codes are assigned to support items to indicate the disposition action on unserviceable items. The recoverability code is entered in the fifth position of the SMR Code as follows:

Recoverability Codes *Application/Explanation*

- Z - Nonreparable item. When unserviceable, condemn and dispose at the level indicated in position 3.
- F - Reparable item. When uneconomically repairable, condemn and dispose at the direct support level.
- H - Reparable item. When uneconomically repairable, condemn and dispose at the general support level.
- D - Reparable item. When beyond lower level repair capability, return to depot. Condemnation and disposal of item not authorized below depot level.
- L - Reparable item. Repair, condemnation and disposal not authorized below depot/specialized repair activity.

c. *National Stock Number.* Indicates the National stock number assigned to the item and will be used for requisitioning purposes.

d. *Part Number.* Indicates the primary number used by the manufacturer, (individual, company, firm, corporation, or Government activity), which controls the design and characteristics of the item by means of its engineering drawings, specifications, standards, and inspection requirements to identify an item or range of items.

NOTE

When a stock numbered item is requisitioned, the repair part received may have a different part number than the part being replaced.

e. *Federal Supply Code for Manufacturer (FSCM).* The FSCM is a 5-digit numeric code listed in SB 708-42 which is used to identify the manufacturer, distributor, or Government agency, etc.

f. *Description.* Indicates the Federal item name and, if required, a minimum description to identify the item.

g. *Unit of Measure (U/M).* Indicates the standard of the basic quantity of the listed item as used in performing the actual maintenance function. This measure is expressed by a two-character alphabetical abbreviation (e.g., ea, in, pr, etc.). When the unit of measure differs from the unit of issue, the lowest unit of issue that will satisfy the required units of measure will be requisitioned.

h. *Quantity Incorporated in Unit.* Indicates the quantity of the item used in the breakout shown on the illustration figure, which is prepared for a functional group, subfunctional group, or an assembly. A "V" appearing in this column in lieu of a quantity indicates that no specific quantity is applicable, (e.g., shims, spacers, etc.)

4. SPECIAL INFORMATION.

a. Usable on codes are shown in the description column. Uncoded items are applicable to all models. Identification of the usable on codes used in this publication are:

<i>Code</i>	<i>Used</i>
5L6	TT-524/FGC
5L7	J-2671/FGC
5L8	CX-10830/FGC

b. The following publications pertain to the TT-524/FGC, J-2671/FGC, CX-10830/FGC and its components:

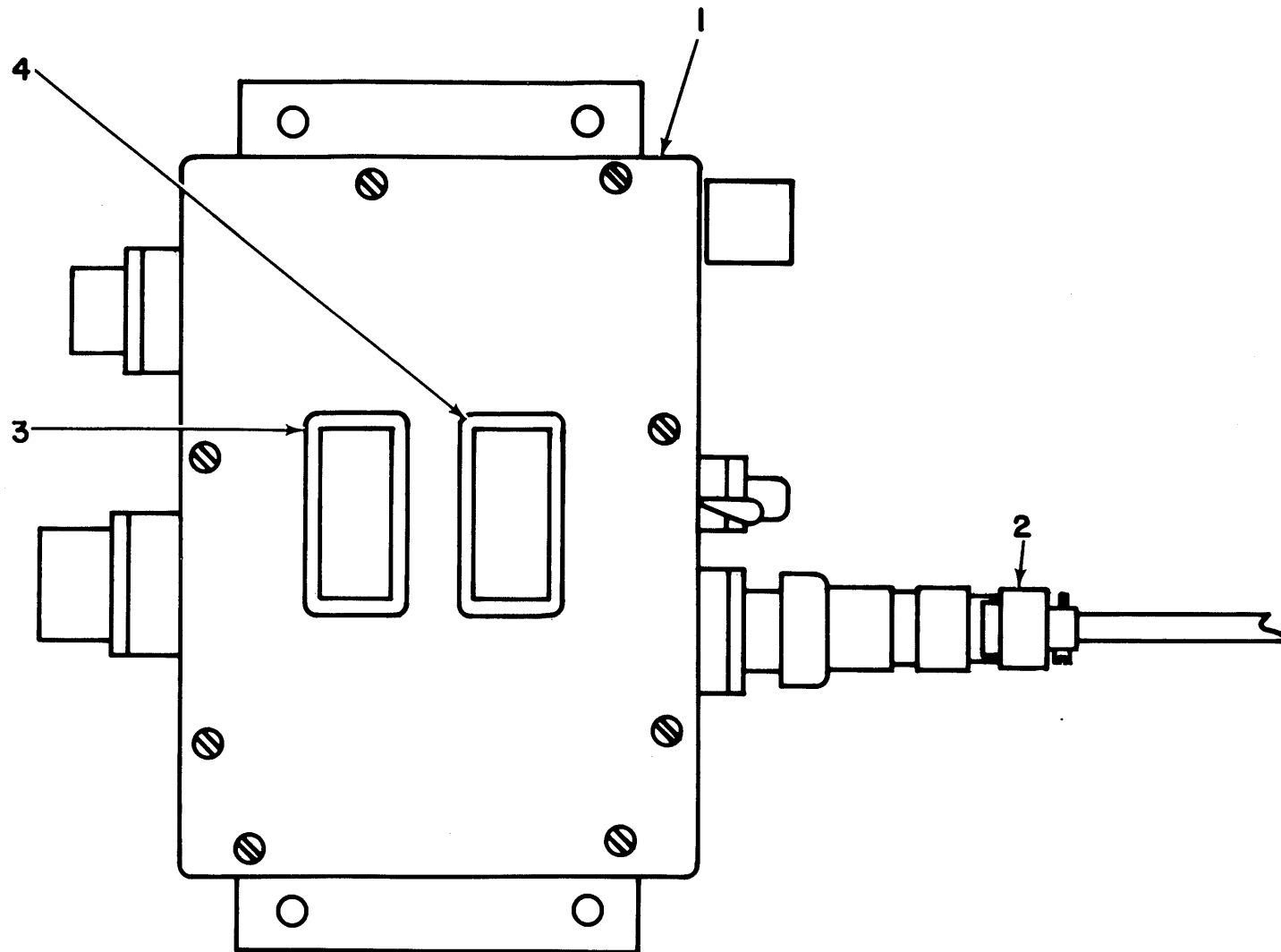
6. HOW TO LOCATE REPAIR PARTS.

- a. When National stock numbers or part numbers is unknown.
 - (1) *First.* Using the table of contents, determine the assembly or subassembly group to which the item belongs. This is necessary since illustrations are prepared for functional groups and listings are divided into the same groups.
 - (2) *Second.* Find the illustration covering the functional group to which the item belongs.
 - (3) *Third.* Identify the item on the illustration and note the illustration number of the item.
 - (4) *Fourth.* Using the Repair Parts Listing, find the figure and item number noted on the illustration.
- b. When National stock number or part number is known.
 - (1) *First.* Using the of Index of National Stock Number and Part Numbers, find the pertinent National stock number or part number. This index is in NIIN sequence followed by a list of part numbers in alphanumeric sequence, cross-referenced to the illustration figure and item number
 - (2) *Second.* After finding the figure and item number, locate the figure and item number in the repair parts list.

6. ABBREVIATIONS.

Not applicable.

(Next printed page is 4.)



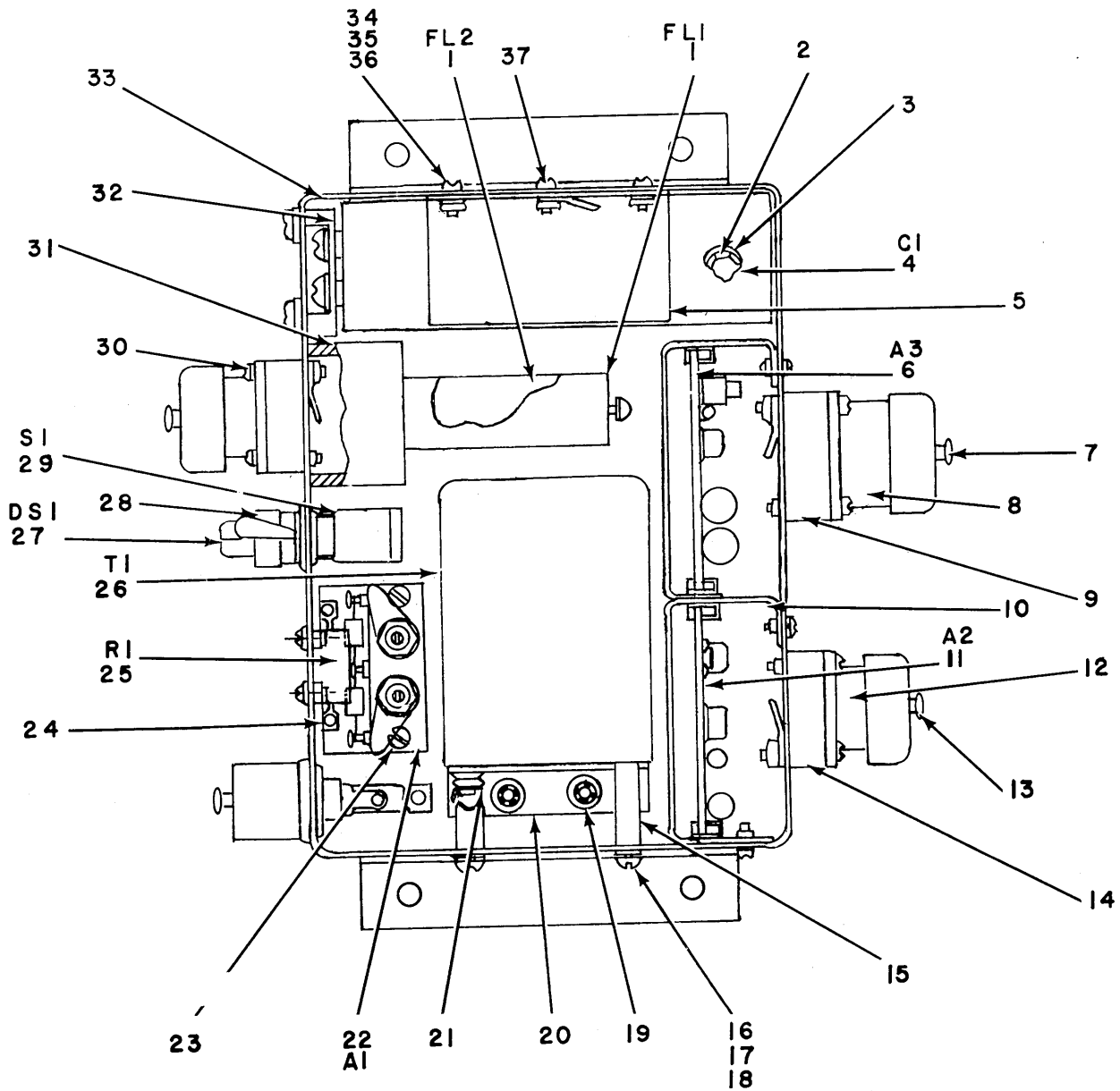
EL6JC001

Figure 1. Low Level Signaling Device TT-524 ()/FGC.

SECTION II

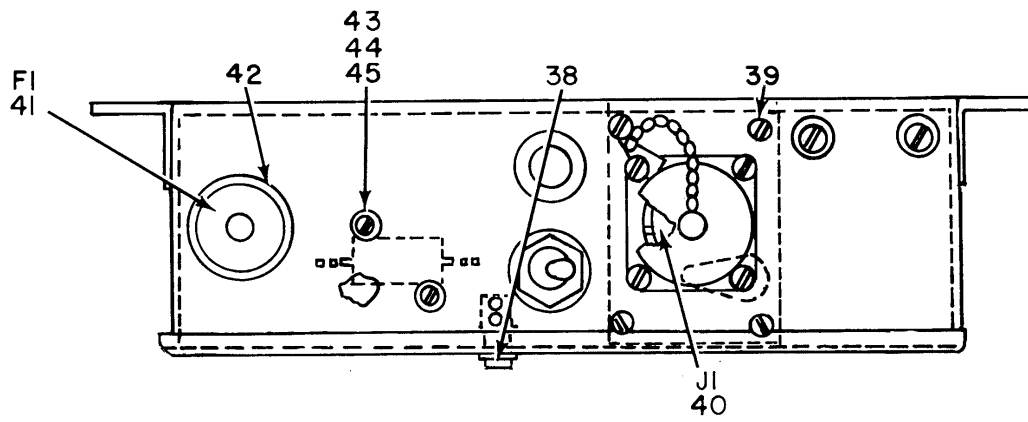
TM 11-5815-342-24P

(1) ILLUS TRATION		(2) SMR CODE	(3) NATIONAL STOCK NUMBER	(4) PART NUMBER	(5) FSCM	(6) DESCRIPTION	(7) USABLE ON CODE U/M	(8) QTY INC IN UNIT
(a) FIG NO.	(b) ITEM NO.							
						GROUP 00 LOW LEVEL SIGNALING DEVICE TT-524()/FGC		
1	1	XDFFF		SM0659060	80063	SIGNALING DVC ASSY.....	EA	1
1	2	PAOFF	5995-00-935-5125	CX-10830/FGC	80058	CABLE ASSY.....	EA	1
1	3	XDFZZ		SMC659083	80063	PLATE, IDENT.....	EA	1
1	4	XDFZZ		SMC659090	80063	PLATE,CAUTION.....	EA	1

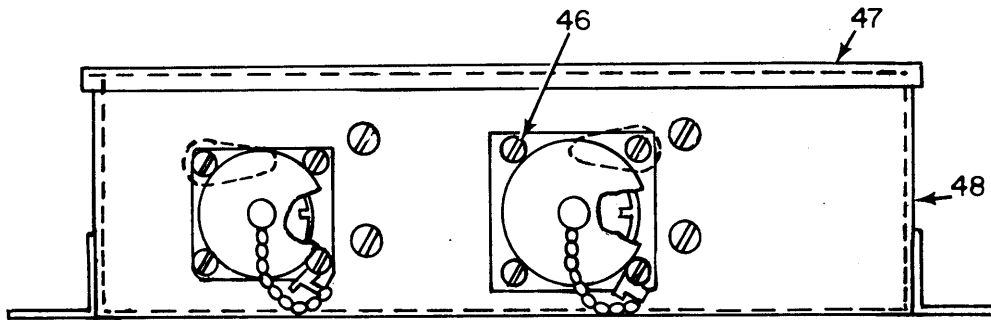


EL6JC002

Figure 2. Low Level Signaling Device TT-524()/FGC, Signaling Device (Sheet 1 of 2).



LEFT SIDE



RIGHT SIDE

EL6JC003

Figure 2. Low Leveling Signaling Device TT-524()/FGC, Signaling Device. (Sheet 2 of 2).

SECTION II

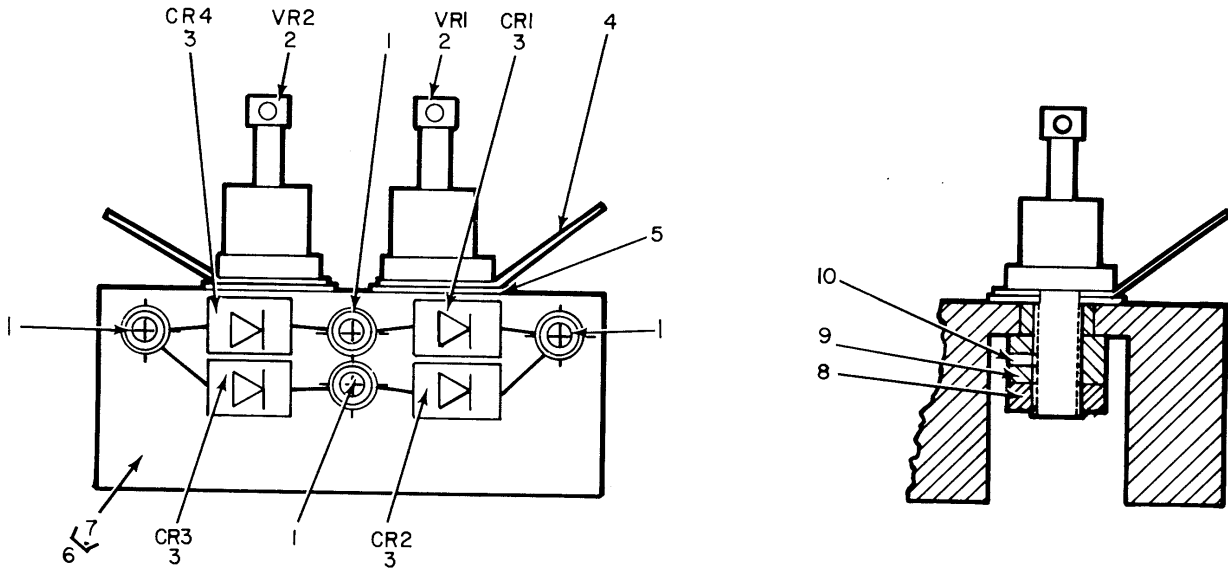
TM 11-5815-342-24P

(1) ILLUS TRATION		(2)	(3)	(4)	(5)	(6)	(7)	(8)	
(a) FIG NO.	(b) ITEM NO.	SMR CODE	NATIONAL STOCK NUMBER	PART NUMBER	FSCM	DESCRIPTION	USABLE ON CODE	U/M	QTY INC IN UNIT
2	1	XDFZZ		SMC659099	80063	FILTER,RADIO,INT	5L6	EA	2
2	2	PAFZZ	5305-00-059-3657	MS51958-61	96906	SCREW,MACHINE	5L6	EA	2
2	3	PAFZZ	5310-00-543-5933	MS35333-73	96906	WASHER,LOCK.....	5L6	EA	2
2	4	XDFZZ		MS2712-24	96906	CAPACITOR	5L6	EA	1
2	5	XDFZZ		SM8659074	80063	RETAINER,CAPACITOR.....	5L6	EA	1
2	6	PAFHD	5815-00-928-3393	SMD659055	80063	CIRCUIT CARD ASSEMB	5L6	EA	1
2	7	PAFZZ	5935-00-500-5008	MS25043-18C	96906	COVER,ELECTRICAL CO.....	5L6	EA	2
2	8	PAFZZ	5935-00-727-4061	MS3102R18-4S	96906	CONNECTOR,RECEPTACL.....	5L6	EA	2
2	9	XDFZZ		SM8659077	80063	SPACER,CONNECTOR	5L6	EA	1
2	10	XDFHH		SMC659052	80063	BOARD ASSY,SUPPORT	5L6	EA	1
2	11	PAFHL	5815-00-928-3394	SMD659053	80063	CIRCUIT CARD ASSEMB	5L6	EA	1
2	12	PAFZZ	5935-00-838-3663	MS3102R14S-7SX	96906	CONNECTOR	5L6	EA	1
2	13	PAFZZ	5935-00-257-7581	MS25043-14C	96906	COVER,ELECTRICAL CO.....	5L6	EA	2
2	14	XDFZZ		SMB659075	80063	SPACER,CONNECTOR	5L6	EA	2
2	15	XDFZZ		SMB659073	80063	SPACER,XMFR.....	5L6	EA	2
2	16	PAFZZ	5310-00-722-5998	MS15795-805	96906	WASHER,FLAT.....	5L6	EA	15
2	17	PAFZZ	5310-00-929-6395	MS35338-136	96906	WASHER,LOCK.....	5L6	EA	4
2	18	PAFZZ	5305-00-054-6651	MS51957-27	96906	SCREW,MACHINE	5L6	EA	2
2	19	PAFZZ	5305-00-763-6963	MS51959-28	96906	SCREW,MACHINE	5L6	EA	2
2	20	XDFZZ		SM8659071	80063	BRACKET,ANGLE ASSY	5L6	EA	1
2	21	PAFZZ	5310-00-934-9761	MS35649-264	96906	NUT,PLAIN,HEXAGON	5L6	EA	2
2	22	XDFZZ		SMC659051	80063	HEATSINK ASSY	5L6	EA	1
2	23	PAFZZ	5305-00-770-2533	MS51959-13	96906	SCREW,MACHINE	5L6	EA	4
2	24	XDFZZ		SMC659095	80063	INSULATION TAPE	5L6	EA	25
2	25	PAFZZ	5905-00-892-6320	RE65G49R9	81349	RESISTOR,FIXED,WIRE.....	5L6	EA	1
2	26	XDFZZ		SMC659050	80063	TRANSFORMER.....	5L6	EA	1
2	27	XDOZZ		SMD659098	80063	LIGHT,IND,SHLD	5L6	EA	1
2	28	XDOZZ		SMC659113	80063	LAMP,CARTRIDGE	5L6	EA	1
2	29	PAFZZ	5930-00-913-2983	MS90311-231	96906	SWITCH,TOGGLE	5L6	EA	1
2	30	PAFZZ	5310-00-723-9676	NAS620C4L	80205	WASHER,FLAT.....	5L6	EA	12
2	31	XDFZZ		SMB659070	80063	HOUSING,FILTER ASSY	5L6	EA	1
2	32	XDFZZ		SMB659076	80063	BLOCK INSUL ASSY.....	5L6	EA	1
2	33	XDFZZ		SMC659109	80063	LUGSOLDER	5L6	EA	4
2	34	PAFZZ	5310-00-933-8118	MS35338-135	96906	WASHER,LOCK.....	5L6	EA	4
2	35	PAFZZ	5310-00-934-9748	MS35649-244	96906	NUT,PLAIN,HEXAGON	5L6	EA	9
2	36	PAFZZ	5310-00-782-1349	MS15795-804	96906	WASHER,FLAT.....	5L6	EA	15
2	37	PAFZZ	5305-00-054-5648	MS51957-14	96906	SCREW,MACHINE	5L6	EA	1
2	38	PAFZZ	5305-00-054-5653	MS51957-19	96906	SCREW,MACHINE	5L6	EA	8
2	39	PAFZZ	5305-00-054-6652	MS51957-28	96906	SCREW,MACHINE	5L6	EA	11
2	40	PAFZZ	5935-00-801-6616	MS3102R14-7P	96906	CONNECTOR,RECEPTACL	5L6	EA	1

SECTION II

TM 11-5815-342-24P

(1) ILLUS TRATION		(2)	(3)	(4)	(5)	(6)	(7)	(8)	
(a) FIG NO.	(b) ITEM NO.	SMR CODE	NATIONAL STOCK NUMBER	PART NUMBER	FSCM	DESCRIPTION	USABLE ON CODE	U/M	QTY INC IN UNIT
2	41	XDFZZ		F0250V1/2A	81349	FUSE	5L6	EA	1
2	42	XDFZZ		SMC659107	80063	HOLDER,FUSE	5L6	EA	1
2	43	PAFZZ	5310-00-928-2690	MS35338-134	96906	WASHER,LOCK.....	5L6	EA	2
2	44	PAFZZ	5310-00-595-6761	MS15795-802	96906	WASHER,FLAT.....	5L6	EA	2
2	45	PAFZZ	5305-00-054-5654	MS51957-20	96906	SCREW,MACHINE	5L6	EA	4
2	46	XDFZZ		MS51951-4	96906	SCREW,PNH	5L6	EA	2
2	47	XDFZZ		SMC659078	80063	COVER,ACCESS.....	5L6	EA	1
2	48	XDFZZ		SMD659080	80063	CHASSIS,SIGNALING	5L6	EA	1



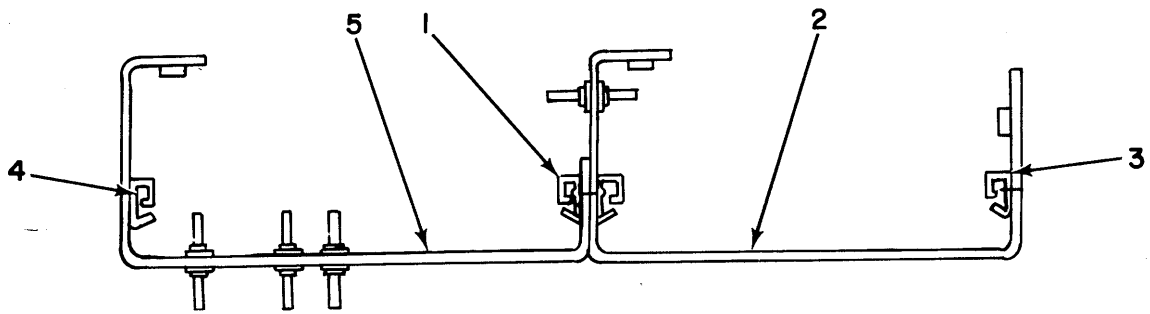
EL6JC004

Figure 3. Low Level Signaling Device TT-524()/FGC, Heat Sink Assembly.

SECTION II

TM 11-5815-342-24P

(1) ILLUSTRATION		(2) SMR CODE	(3) NATIONAL STOCK NUMBER	(4) PART NUMBER	(5) FSCM	(6) DESCRIPTION	(7) USABLE ON CODE U/M	(8) QTY INC IN UNIT
(a) FIG NO.	(b) ITEM NO.							
3	1	XDFZZ		SMC659102	80063	TERMINAL,STANDOFF.....5L6	EA	4
3	2	PAFZZ	5961-00-813-5736	IN29778	81349	DIODE,ZENER.....5L6	EA	2
3	3	PAFZZ	5961-00-866-1592	IN3189	80131	DIODE,RECTIFIER.....5L6	EA	4
3	4	XDFZZ		SMC659106	80063	TERMINAL,SOLDER LUG.....5L6	EA	2
3	5	XDFZZ		SMC659111	80063	WASHER,FLAT.....5L6	EA	2
3	6	XDFFF		SMB659072	80063	HEATSINK ASSEMBLY.....5L6	EA	1
3	7	XDFZZ		SMB659072-1	80063	HEATSINK.....5L6	EA	1
3	8	PAFZZ	5310-00-270-8810	MS35650-104	96906	WASHER.....5L6	EA	2
3	9	PAFZZ	5310-00-933-8120	MS35338-138	96906	WASHER,LOCK.....5L6	EA	2
3	10	XDFZZ		SMC659100	80063	WASHER,NONMETALLIC.....5L6	EA	2



EL6JC005

Figure 4. Printed Circuit Boards.

SECTION II

TM 11-5815-342-24P

(1) ILLUS TRATION (a) (b) FIG ITEM NO. NO.		(2) SMR CODE	(3) NATIONAL STOCK NUMBER	(4) PART NUMBER	(5) FSCM	(6) DESCRIPTION	USABLE ON CODE	(7) U/M	(8) QTY INC IN UNIT
						GROUP 01 PRINTED CIRCUIT BOARDS			
4	1	XDHZZ		SMC659110	80063	GUIDE5L6		EA	4
4	2	XDHZZ		SMC659079	80063	SHIELD SUPPORT ASSY5L6		EA	1
4	3	PAHZZ	5320-00-233-4781	MS20426-AD2-2	96906	RIVET5L6		EA	4
4	4	PAHZZ	5320-00-119-6754	MS20470-AD2-3	96906	RIVET5L6		EA	2
4	5	XDHZZ		SMC659069	80063	SHIELD SUPPORT ASSY5L6		EA	1

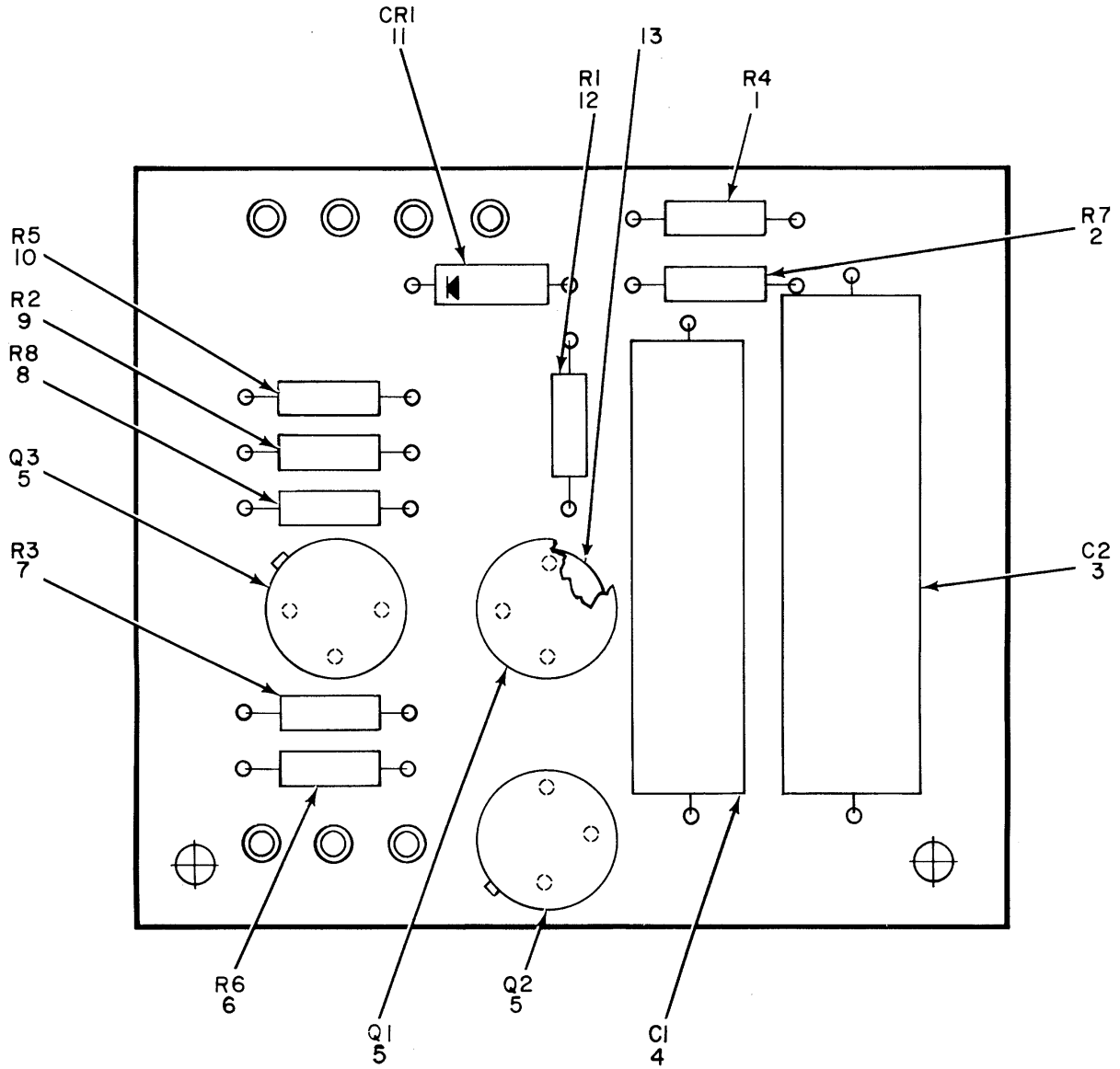


Figure 5. Printed Circuit Boards, Driver Board Assembly.

EL6JC006

SECTION II

TM 11-5815-342-24P

(1) ILLUSTRATION		(2) SMR CODE	(3) NATIONAL STOCK NUMBER	(4) PART NUMBER	(5) FSCM	(6) DESCRIPTION	USABLE ON CODE	(7) U/M	(8) QTY INC IN UNIT
(a) FIG NO.	(b) ITEM NO.								
5	1	PAHZZ	5905-00-686-9996	RC07GF821J	81349	RESISTOR, FIXED, COMP	5L6	EA	1
5	2	PAHZZ	5905-00-682-4097	RC07GF302J	81349	RESISTOR, FIXED, COMP	5L6	EA	1
5	3	PAHZZ	5910-00-043-1376	M18312/02-0342	81349	CAPACITOR	5L6	EA	1
5	4	XDHZZ		M18312/02-0322	81349	CAPACITOR	5L6	EA	1
5	5	PAHZZ	5961-00-813-9360	JAN2N1613	81349	TRANSISTOR	5L6	EA	3
5	6	PAHZZ	5905-00-686-3358	RC07GF393J	81349	RESISTOR, FIXED, CUMP	5L6	EA	1
5	7	PAHZZ	5905-00-681-8853	RC07GF683J	81349	RESISTOR, FIXED, CUMP	5L6	EA	1
5	8	PAHZZ	5905-00-686-3119	RC07GF132J	81349	RESISTOR, FIXED, COMP	5L6	EA	1
5	9	PAHZZ	5905-00-681-8819	RC07GF184J	81349	RESISTOR, FIXED, COMP	5L6	EA	1
5	10	PAHZZ	5905-00-683-2246	RC07GF473J	81349	RESISTOR, FIXED, COMP	5L6	EA	1
5	11	PAHZZ	5961-00-842-9864	JAN1N914	81349	SEMICONDUCTOR DEVIC	5L6	EA	1
5	12	PAHZZ	5905-00-686-9994	RC07GF122J	81349	RESISTOR, FIXED, COMP	5L6	EA	1
5	13	XDHZZ		SM8546532	80063	MOUNTING PAD	5L6	EA	3

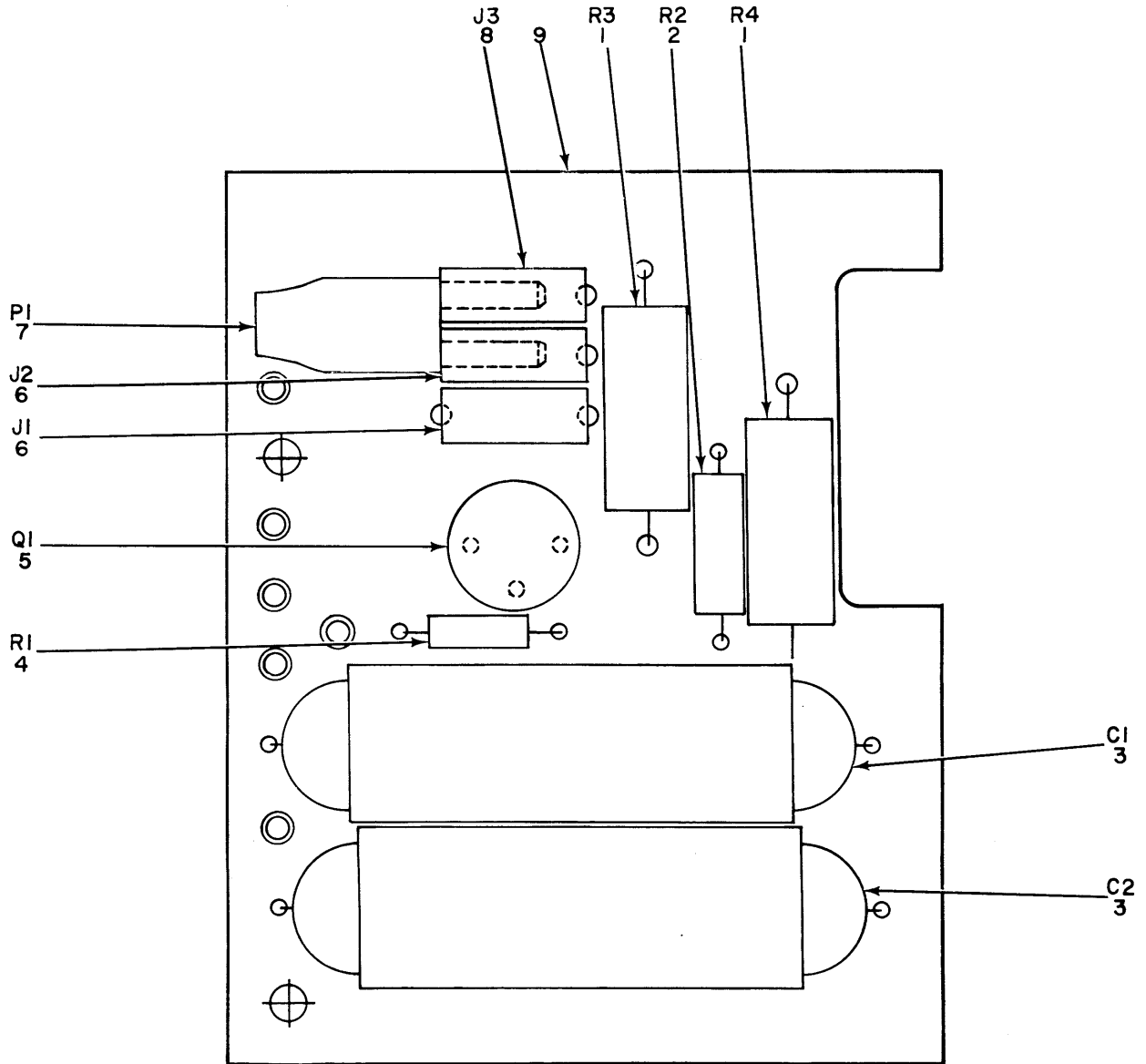


Figure 6. Printed Circuit Boards, Board Output Assembly.

EL6JC007

SECTION II

TM 11-5815-342-24P

(1) ILLUSTRATION		(2) SMR CODE	(3) NATIONAL STOCK NUMBER	(4) PART NUMBER	(5) FSCM	(6) DESCRIPTION	USABLE ON CODE	(7) U/M	(8) QTY INC IN UNIT
(a) FIG NO.	(b) ITEM NO.								
6	1	PAHZZ	5905-00-279-2555	RC32GF911J	81349	RESISTOR	5L6	EA	2
6	2	PAHZZ	5905-00-279-3519	RC20GF220J	81349	RESISTOR, FIXED, COMP	5L6	EA	1
6	3	XDHZZ		M18312/02-0378	81349	CAPACITOR	5L6	EA	2
6	4	PAHZZ	5905-00-682-4097	RC07GF302J	81349	RESISTOR, FIXED, COMP	5L6	EA	1
6	5	PAHZZ	5961-00-995-8625	JAN2N1482	81349	TRANSISTOR	5L6	EA	1
6	6	PAHZZ	5935-00-089-4856	SMB583231	80063	JACK, TIP	5L6	EA	2
6	7	XDHZZ		SMC659089	80063	PLUG, CONNECTOR	5L6	EA	1
6	8	XDHZZ		SMC659114	80063	JACK, SUBMINIATURE	5L6	EA	1
6	9	XDHZZ		SMD659056	80063	PRINTED CKT BD ASSY	5L6	EA	1

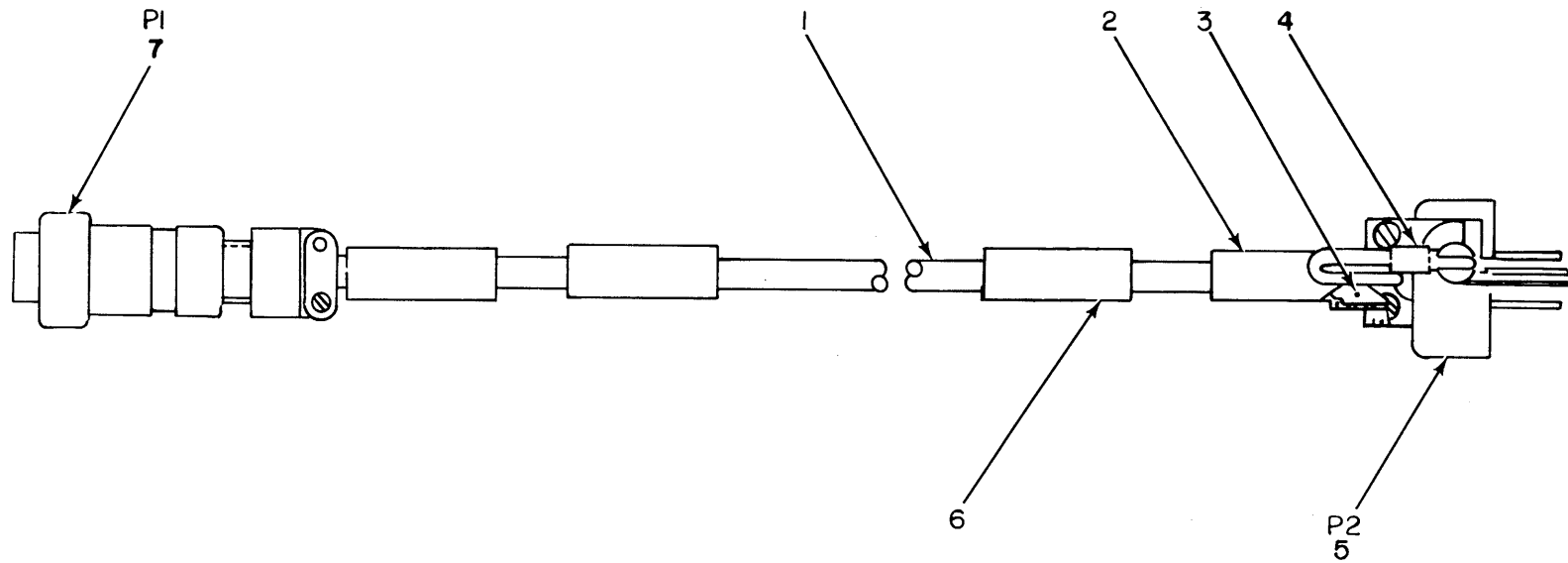


Figure 7. Cable Assembly, Special Purpose, Electrical CX-10830/FGC.

EL6JC008

SECTION II

TM 11-5815-342-24P

(1) ILLUS TRATION		(2)	(3)	(4)	(5)	(6)	(7)	(8)
(a)	(b)	SMR CODE	NATIONAL STOCK NUMBER	PART NUMBER	FSCM	DESCRIPTION	USABLE ON CODE	QTY INC IN UNIT
FIG NO.	ITEM NO.						U/M	
						GROUP 02 CABLE ASSEMBLY,SPECIAL PURPOSE, ELECTRICAL CX-10830/FGC		
7	1	XDFZZ		SMC659115	80063	CABLE5L8	EA	V
7	2	XDFZZ		SMC659093-1	80063	CABLE,MARKER5L8	EA	1
7	3	XDFZZ		SMC659095	80063	TAPE,INSULATION5L8	EA	V
7	4	XDFZZ		MS25036-6	96906	TERMINAL,LUG5L8	EA	1
7	5	XDFZZ		LIP131M	29590	CONNECTOR5L8	EA	1
7	6	XDFZZ		SMC659093-3	80063	CABLE,MARKER5L8	EA	1
7	7	XDFZZ		SMC659096	80063	CONNECTOR5L8	EA	1

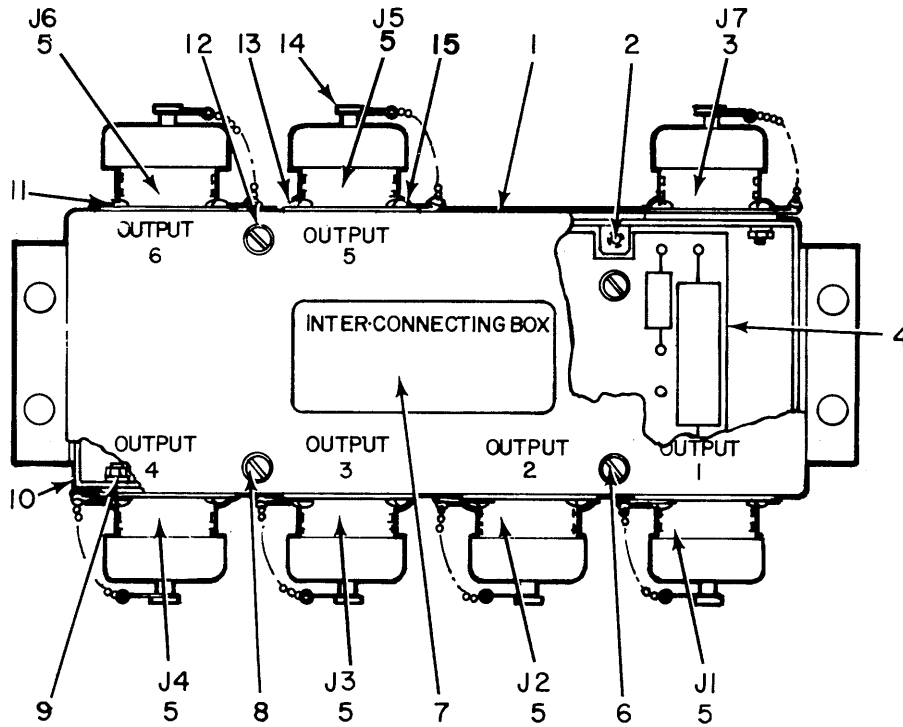


Figure 8. Interconnecting Box J-2671/FGC.

EL6JC009

SECTION II

TM 11-5815-342-24P

(1) ILLUSTRATION		(2) SMR CODE	(3) NATIONAL STOCK NUMBER	(4) PART NUMBER	(5) FSCM	(6) DESCRIPTION	USABLE ON CODE	(7) U/M	(8) QTY INC IN UNIT
(a) FIG NO.	(b) ITEM NO.								
						GROUP 00 INTERCONNECTING BOX J-2671/FGC			
8	1	XDFZZ		SMC659066	80063	COVER ACCESS.....5L7		EA	1
8	2	XDFZZ		SMB659067	80063	BAR,SUPPORT.....5L7		EA	4
8	3	PAFZZ	5935-00-878-3582	MS3102R14S-7PW	96906	CONNECTOR5L7		EA	1
8	4	PAFHL	5815-00-142-5433	SMD659057	80063	CIRCUIT CARD ASSEMB5L7		EA	1
8	5	PAFZZ	5935-00-755-3688	MS3102R14S-7S	96906	CONNECTOR5L7		EA	6
8	6	PAFZZ	5305-00-054-5647	MS51957-13	96906	SCREW,MACHINE5L7		EA	16
8	7	XDFZZ		SMC659084	80063	PLATE,IDENT5L7		EA	1
8	8	PAFZZ	5310-00-933-8118	MS35338-135	96906	WASHER,LOCK.....5L7		EA	44
8	9	PAFZZ	5310-00-271-4642	MS35649-44	96906	WASHER.....5L7		EA	28
8	10	XDFZZ		SMD659068	80063	CHASSIS ASSEMBLY5L7		EA	1
8	11	PAFZZ	5305-00-054-5649	MS51957-15	96906	SCREW,MACHINE5L7		EA	28
8	12	PAFZZ	5310-00-782-1349	MS15795-804	96906	WASHER,FLAT.....5L7		EA	44
8	13	XDFZZ		SMC659109	80063	LUG,SOLDER5L7		EA	7
8	14	PAFZZ	5935-00-257-7581	MS25043-14C	96906	COVER,ELECTRICAL CO.....5L7		A	7
8	15	PAFZZ	5310-00-616-3648	NAS6204L	80205	WASHER,FLAT.....5L7		EA	21

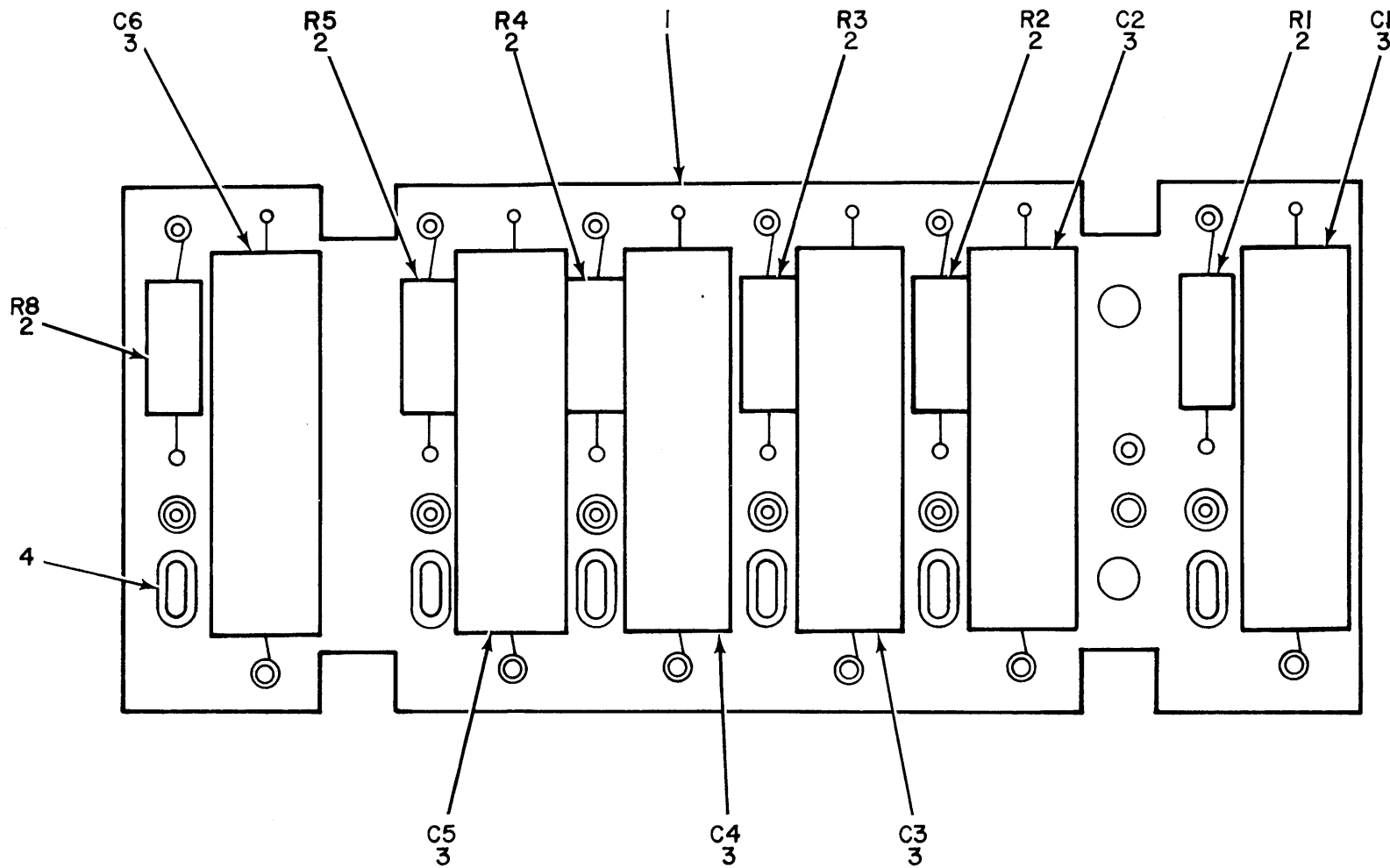


Figure 9. Printed Circuit Board.

EL6JC010

SECTION II

TM 11-5815-342-24P

(1) ILLUS TRATION		(2) SMR CODE	(3) NATIONAL STOCK NUMBER	(4) PART NUMBER	(5) FSCM	(6) DESCRIPTION	USABLE ON CODE	(7) U/M	(8) QTY INC IN UNIT
(a) FIG NO.	(b) ITEM NO.								
9	1	XDHZZ		SMD659058	80063	GROUP 01 PRINTED CIRCUIT BOARD			
9	2	PAHZZ	5905-00-128-6264	RCR32G911JS	81349	PRINTED CKT BOARD5L7		EA	1
9	3	XDHZZ		M18312/02-0378	81349	RESISTOR5L7		EA	6
9	4	XDHZZ		SMC659116	80063	CAPACITOR5L7		EA	6
						PLUG,SHORTING5L7		EA	6

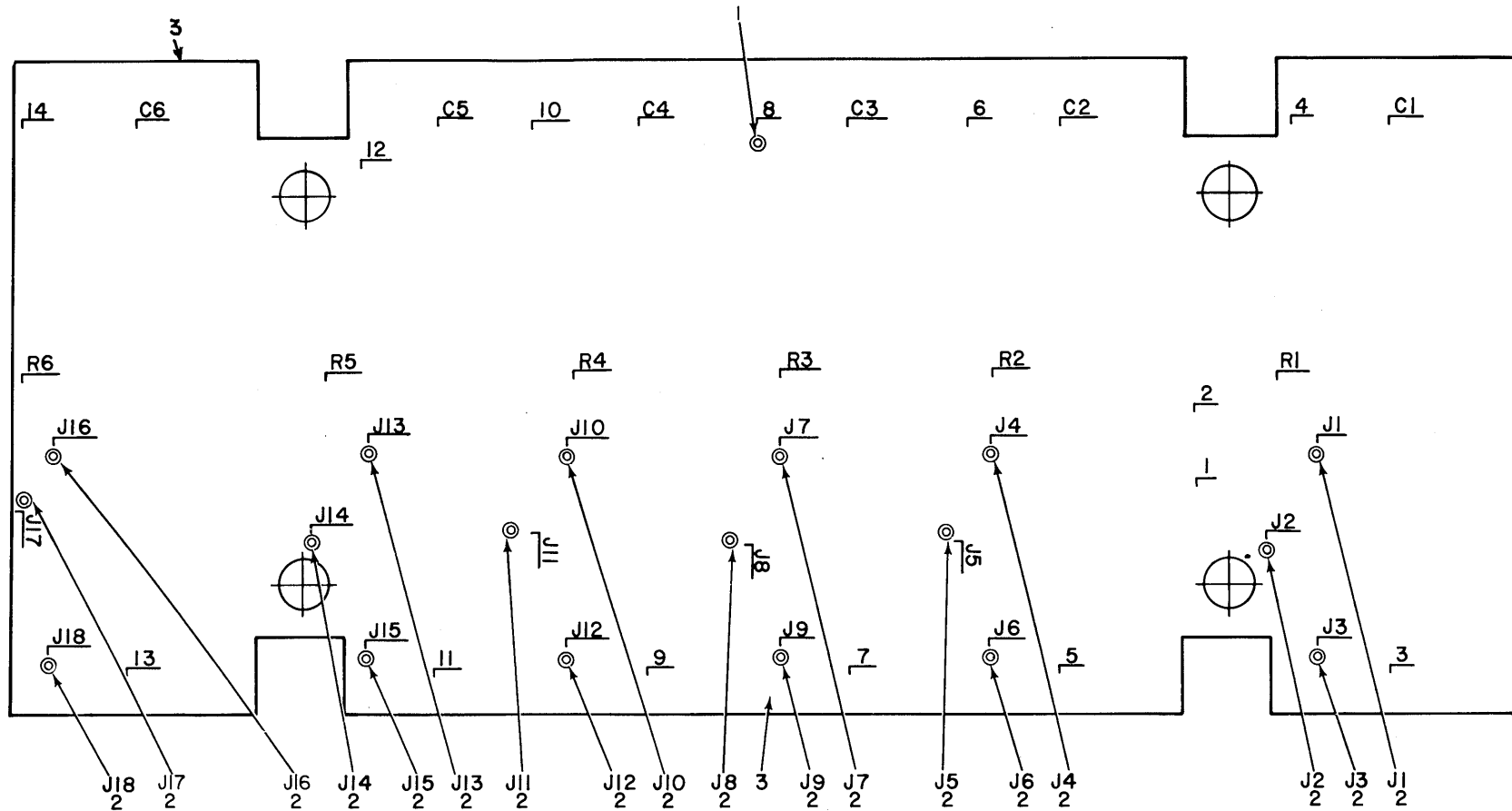


Figure 10. Printed Circuit Board, Filter Board Assembly.

EL6JC011

SECTION II

TM 11-5815-342-24P

(1) ILLUS TRATION		(2)	(3)	(4)	(5)	(6)	(7)	(8)
(a)	(b)	SMR CODE	NATIONAL STOCK NUMBER	PART NUMBER	FSCM	DESCRIPTION	USABLE ON CODE	QTY INC IN UNIT
FIG NO.	ITEM NO.						U/M	
10	1	XDHZZ		SMB501011	80063	TERMINAL	5L7	EA 14
10	2	XDHZZ		SMC659097	80063	CONNECTOR	5L7	EA 18
10	3	XDHZZ		SMD659065	80063	BOARD	5L7	EA 1

SECTION IV. NATIONAL STOCK NUMBER INDEX AND PART NUMBER INDEX
NOTE: LATEST NATIONAL STOCK NUMBER AND PART NUMBER ASSIGNMENTS
ARE INCLUDED AT END OF INDEX.

STOCK NUMBER	FIGURE NO.	ITEM NO.	STOCK NUMBER	FIGURE NO.	ITEM NO.
5910-00-043-1376	5	3	5905-00-686-3358	5	6
5305-00-054-5647	8	6	5905-00-686-9994	5	12
5305-00-054-5648	2	37	5905-00-686-9996	5	1
5305-00-054-5649	8	11	5310-00-722-5998	2	16
5305-00-054-5653	2	38	5310-00-723-9676	2	30
5305-00-054-5654	2	45	5935-00-727-4061	2	8
5305-00-054-6651	2	18	5935-00-755-3688	8	5
5305-00-054-6652	2	39	5305-00-763-6963	2	19
5305-00-059-3657	2	2	5305-00-770-2533	2	23
5935-00-089-4856	6	6	5310-00-782-1349	2	36
5320-00-119-6754	4	4	5310-00-782-1349	8	12
5815-00-142-5433	8	4	5935-00-801-6616	2	40
5320-00-233-4781	4	3	5961-00-813-5736	3	2
5935-00-257-7581	2	13	5961-00-813-9360	5	5
5935-00-257-7581	8	14	5935-00-838-3663	2	12
5310-00-270-8810	3	8	5961-00-842-9864	5	11
5310-00-271-4642	8	9	5935-00-878-3582	8	3
5905-00-279-2555	6	1	5905-00-892-6320	2	25
5905-00-279-2555	9	2	5930-00-913-2983	2	29
5905-00-279-3519	6	2	5310-00-928-2690	2	43
5935-00-500-5008	2	7	5815-00-928-3393	2	6
5310-00-543-5933	2	3	5815-00-928-3394	2	11
5310-00-595-6761	2	44	5310-00-929-6395	2	17
5905-00-681-8819	5	9	5310-00-933-8118	2	34
5905-00-681-8853	5	7	5310-00-933-8118	8	8
5905-00-682-4097	5	2	5310-00-933-8120	3	9
5905-00-682-4097	6	4	5310-00-934-9748	2	35
5905-00-683-2246	5	10	5310-00-934-9761	2	21
5905-00-686-3119	5	8			

PART NUMBER	FIG. NO.	ITEM NO.	PART NUMBER	FIG. NO.	ITEM NO.
CX-10830/FGC	80058	1	M18312/02-0378	81349	6
F0250V1/2A	81349	2	M18312/02-0378	81349	9
JAN1N914	81349	5	NAS620C4L	80205	2
JAN2N1613	81349	5	RC07GF122J	81349	5
LIP131M	29590	7	RC07GF132J	81349	5
MS15795-802	96906	2	RC07GF184J	81349	5
MS15795-804	96906	2	RC07GF302J	81349	5
MS15795-804	96906	8	RC07GF302J	81349	6
MS15795-805	96906	2	RC07GF393J	81349	5
MS20426-AD2-2	96906	4	RC07GF473J	81349	5
MS20470-AD2-3	96906	4	RC07GF683J	81349	5
MS25036-6	96906	7	RC07GF821J	81349	5
MS25043-14C	96906	2	RC20GF220J	81349	6
MS25043-14C	96906	8			
MS25043-18C	96906	2			
MS2712-24	96906	2	RE65G49R9	81349	2
MS3102R14S-7P	96906	2	SMB501011	80063	10
MS3102R14S-7PW	96906	8	SMB546532	80063	5
MS3102R14S-7S	96906	8	SMB583231	80063	6
MS3102R14S-7SX	96906	2	SMB659067	80063	8
MS3102R18-4S	96906	2	SMB659070	80063	2
MS35333-73	96906	2	SMB659071	80063	2
MS35338-134	96906	2	SMB659072	80063	3
MS35338-135	96906	2	SMB659072-1	80063	3
MS35338-135	96906	8	SMB659073	80063	2
MS35338-136	96906	2	SMB659074	80063	2
MS35338-138	96906	3	SMB659075	80063	2
MS35649-244	96906	2	SMB659076	80063	2
MS35649-264	96906	2	SMB659077	80063	2
MS35649-44	96906	8	SMC659050	80063	2
MS35650-104	96906	3	SMC659051	80063	2
MS51951-4	96906	2	SMC659052	80063	2
MS51957-13	96906	8	SMC659066	80063	8
MS51957-14	96906	2	SMC659069	80063	4
MS51957-15	96906	8	SMC659078	80063	2
MS51957-19	96906	2	SMC659079	80063	4
MS51957-20	96906	2	SMC659083	80063	1
MS51957-27	96906	2	SMC659084	80063	8
MS51957-28	96906	2	SMC659089	80063	6
MS51958-61	96906	2	SMC659090	80063	1
MS51959-13	96906	2	SMC659093-1	80063	7
MS51959-28	96906	2	SMC659093-3	80063	7
MS90311-231	96906	2	SMC659095	80063	2
M18312/02-0322	81349	5	SMC659095	80063	7
M18312/02-0342	81349	5	SMC659096	80063	7

SECTION IV. NATIONAL STOCK NUMBER AND PART NUMBER INDEX

PART NUMBER	FSCM	FIG. NO.	ITEM NO.	PART NUMBER	FSCM	FIG. NO.	ITEM NO.
SMC659097	80063	10	2	SMC659116	80063	9	4
SMC659099	80063	2	1	SMD659053	80063	2	11
SMC659100	80063	3	10	SMD659055	80063	2	6
SMC659102	80063	3	1	SMD659056	80063	6	9
SMC659106	80063	3	4	SMD659057	80063	8	4
SMC659107	80063	2	42	SMD659058	80063	9	1
SMC659109	80063	2	33	SMD659060	80063	1	1
SMC659109	80063	8	13	SMD659065	80063	10	3
SMC659110	80063	4	1	SMD659068	80063	8	10
SMC659111	80063	3	5	SMD659080	80063	2	48
SMC659113	80063	2	28	SMD659098	80063	2	27
SMC659114	80063	6	8	1N29778	81349	3	2
SMC659115	80063	7	1	1N3189	81349	3	3

LATEST NATIONAL STOCK NUMBER ASSIGNMENTS

STOCK NUMBER	FIGURE NO.	ITEM NO.	STOCK NUMBER	FIGURE NO.	ITEM NO.
5961-00-866-1592	3	3	5995-00-935-5125	1	2

LATEST PART NUMBER ASSIGNMENTS

PART NUMBER	FSCM	FIG. NO.	ITEM NO.
JAN2N1482	81349	6	5
NAS6204L	81349	8	15
RCR32G911JS	81349	6	1
RCR32G911JS	81349	9	2

ADDITIONAL LATEST NATIONAL STOCK NUMBER ASSIGNMENTS

STOCK NUMBER	FIG. NO.	ITEM NO.
5905-00-128-6264	6	1
5905-00-128-6264	9	2
5310-00-616-3648	8	15
5961-00-995-8625	6	5

RECOMMENDED CHANGES TO EQUIPMENT TECHNICAL PUBLICATIONS



THEN...JOT DOWN THE DOPE ABOUT IT ON THIS FORM. CAREFULLY TEAR IT OUT, FOLD IT AND DROP IT IN THE MAIL.

SOMETHING WRONG WITH PUBLICATION

FROM: (PRINT YOUR UNIT'S COMPLETE ADDRESS)

DATE SENT

PUBLICATION NUMBER

PUBLICATION DATE

PUBLICATION TITLE

BE EXACT PIN-POINT WHERE IT IS

PAGE NO.	PARA-GRAPH	FIGURE NO.	TABLE NO.

IN THIS SPACE, TELL WHAT IS WRONG AND WHAT SHOULD BE DONE ABOUT IT.

TEAR ALONG PERFORATED LINE

PRINTED NAME, GRADE OR TITLE AND TELEPHONE NUMBER

SIGN HERE

DA FORM 1 JUL 79 2028-2

PREVIOUS EDITIONS ARE OBSOLETE.

P.S.--IF YOUR OUTFIT WANTS TO KNOW ABOUT YOUR RECOMMENDATION MAKE A CARBON COPY OF THIS AND GIVE IT TO YOUR HEADQUARTERS.

By Order of the Secretary of the Army:

E. C. MEYER
General, United States Army
Chief of Staff

Official:

J. C. PENNINGTON
Major General, United States Army
The Adjutant General

DISTRIBUTION:

Active Army:

HISA (Ft Monmouth) (21)
USAINSCOM (2)
COE (1)
TSG (1)
USAARENBD (1)
DARCOM (1)
TRADOC (2)
OS Maj Cmd (4)
TECOM (2)
USACC (4)
MDW (1)
Armies (2)
Corps (2)
Svc Colleges (1)
USASIGS (5)
USAADS (2)
USAFAS (2)
USAARMS (2)
USAIS (2)
USAES (2)
USAICS (3)
MAAG (1)
USARMIS (1)
USAERDAA (1)

USAERDAW (1)
Ft Gordon (10)
Ft Carson (5)
Army Dep (1) except
 SAAD (30)
 TOAD (14)
 SHAD (2)
Ft Gillem (10)
USA Dep (1)
Sig Sec USA Dep (1)
Ft Richardson (CERCOM Ofc) (2)
Units org under fol TOE:
 29-207 (2)
 29-610 (2)
 11-27 (1)
 11-85 (1)
 11-97 (1)
 11-117 (1)
 11-127 (1)
 11-302 (1)
 11-500(AA-AC) (1)
 29-134 (1)
 29-136 (1)

NG: None

USAR: None

For explanation of abbreviations used, see AR 310-50.

This fine document...

Was brought to you by me:



[Liberated Manuals -- free army and government manuals](#)

Why do I do it? I am tired of sleazy CD-ROM sellers, who take publicly available information, slap “watermarks” and other junk on it, and sell it. Those masters of search engine manipulation make sure that their sites that sell free information, come up first in search engines. They did not create it... They did not even scan it... Why should they get your money? Why are not letting you give those free manuals to your friends?

I am setting this document FREE. This document was made by the US Government and is NOT protected by Copyright. Feel free to share, republish, sell and so on.

I am not asking you for donations, fees or handouts. If you can, please provide a link to liberatedmanuals.com, so that free manuals come up first in search engines:

<A HREF=<http://www.liberatedmanuals.com/>>Free Military and Government Manuals

- Sincerely
Igor Chudov
<http://igor.chudov.com/>
- [Chicago Machinery Movers](#)