

**TECHNICAL MANUAL**

**ORGANIZATIONAL MAINTENANCE REPAIR PARTS AND SPECIAL TOOLS LISTS**

**FOR**

**TELETYPEWRITER SETS**

**AN/FGC-20 (NSN 5815-00-503-2652), AN/FGC-159X (NSN 5815-00-561-7964),  
AN/FGC-20X (NSN 5815-00-392-7743), AN/FGC-160 (NSN 5815-00-025-9036),  
AN/FGC-21 (NSN 5815-00-503-2653), AN/FGC-177 (NSN 5815-01-017-3780),  
AN/FGC-66 (NSN 5815-00-817-9277), AN/UGC-4 (NSN 5815-00-557-5970),  
AN/FGC-159 (NSN 5815-00-041-3382), AN/UGC-29 (NSN 5815-00-082-4199),**

**AND**

**AN/UGC-29X (NSN 5815-00-082-4200)**

---

**HEADQUARTERS, DEPARTMENT OF THE ARMY**  
**MARCH 1979**



TECHNICAL MANUAL  
 NO. 11-5815-200-20P

HEADQUARTERS  
 DEPARTMENT OF THE ARMY  
 WASHINGTON, DC, 26 March 1979

ORGANIZATIONAL MAINTENANCE REPAIR PARTS AND SPECIAL TOOLS LISTS  
 FOR

TELETYPEWRITER SETS

AN/FGC-20 (NSN 5815-00-503-2652), AN/FGC-159X (NSN 5815-00-561-7964),  
 AN/FGC-20X (NSN 5815-00-392-7743), AN/FGC-160 (NSN 5815-00-025-9036),  
 AN/FGC-21 (NSN 5815-00-503-2653), AN/FGC-177 (NSN 5815-01-017-3780),  
 AN/FGC-66 (NSN 5815-00-817-9277), AN/UGC-4 (NSN 5815-00-557-5970),  
 AN/FGC-159 (NSN 5815-00-041-3382), AN/UGC-29 (NSN 5815-00-082-4199)

AND

AN/UGC-29X (NSN 5815-00-0824200)

Current as of 29 November 1978

REPORTING OF ERRORS

You can improve this manual by recommending improvements using DA Form 2028-2 located in the back of the manual. Simply tear out the self-addressed form, fill it out as shown on the sample, fold it where shown, and drop it in the mail.

If there are no blank DA Forms 2028-2 in the back of your manual, use the standard DA Form 2028 (Recommended Changes to Publications and Blank Forms) and forward to the Commander, US Army Communications and Electronics Materiel Readiness Command, ATTN: DRSEL-ME-MQ, Fort Monmouth, New Jersey 07703.

In either case a reply will be furnished direct to you.

Table of Contents

SECTION		Page	Illus Figure
	I. Introduction .....	1	
	II. Repair Parts List .....	5	
Group	00 Teletypewriter Sets AN/FGC-20, AN/FGC-20X, AN/FGC-21, AN/FGC-66, AN/FGC-159, AN/FGC-159X, AN/FGC-160, AN/FGC-177, AN/UGC-4, AN/UGC-29, AN/UGC-29X .....	5	1
	01 Teletypewriter TT-98( )/FG, TT-99/FG, TT-100( )/FG, TT-259/FG, TT-300/FG, TT-482/UGC, TT-483/UGC, TT-664( )/FG, TT-665/FG, TT-688( )/FG (No parts authorized)		
	0101 Cover assembly .....	7	2
	0102 Motor (No parts authorized)		
	0103 Keyboard assembly (No parts authorized)		
	010301 Transmitter contact assembly (No parts authorized)		
	0104 Platen assembly (No parts authorized)		
	0105 Carriage assembly (No parts authorized)		
	0106 Mainframe assembly (No parts authorized)		
	0107 Terminal box assembly (No parts authorized)		
	010701 Transmitter module (No parts authorized)		
	010702 Receiver module (No parts authorized)		
	010703 Selector magnet module (No parts authorized)		
	0108 Base assembly .....	9	3
	02 Power Supply PP-978/FG .....	11	4
	03 Table, Teletypewriter FN-59/FG (No parts authorized)		
SECTION	III. Special tools list (Not applicable)		
	IV. National stock number and part number index .....	12	

\*This manual supersedes so much of TM 11-5815-200-12, 14 February 1966, as pertains to repair parts and special tools lists.



## SECTION I INTRODUCTION

---

### 1. Scope

This manual lists spares and repair parts; special tools; special test, measurement, and diagnostic equipment (TMDE), and other special support equipment required for performance of organizational maintenance of the AN/FGC-20, AN/FGC-20X, AN/FGC-21, AN/FGC-66, AN/FGC-159, AN/FGC-159X, AN/FGC-160, AN/FGC-177, AN/UGC-4, AN/UGC-29, and AN/UGC-29X. It authorizes the requisitioning and issue of spares and repair parts as indicated by the source and maintenance codes.

### 2. General

This Repair Parts and Special Tools List is divided into the following sections:

*a. Section II. Repair Parts List.* A list of spares and repair parts authorized for use in the performance of maintenance. The list also includes parts which must be removed for replacement of the authorized parts. Parts lists are composed of functional groups in numeric sequence, with the parts in each group listed in figure and item number sequence.

*b. Section III. Special Tools List.* Not applicable.

*c. Section IV. National Stock Number and Part Number Index.* A list, in National item identification number (NIIN) sequence, of all National stock numbers (NSN) appearing in the listings, followed by a list, in alphameric sequence, of all part numbers appearing in the listings. National stock numbers and part numbers are cross-referenced to each illustration figure and item number appearance.

### 3. Explanation of Columns

*a. Illustration.* This column is divided as follows:

(1) *Figure number.* Indicates the figure number of the illustration on which the item is shown.

(2) *Item number.* The number used to identify item called out in the illustration.

*b. Source, Maintenance, and Recoverability (SMR) Codes.*

(1) *Source code.* Source codes indicate the manner of acquiring support items for maintenance, repair, or overhaul of end items. Source codes are entered in the first and second positions of the Uniform SMR Code format as follows:

Code	Definition
PA	Item procured and stocked for anticipated or known usage.
XD	A support item that is not stocked. When required, item will be procured through normal supply channels.

#### NOTE

Cannibalization or salvage may be used as a source of supply for any items source coded above except those coded XA and aircraft support items as restricted by AR 700-42.

(2) *Maintenance code.* Maintenance codes are assigned to indicate the levels of maintenance authorized to USE and REPAIR support items. The maintenance codes are entered in the third and fourth positions of the Uniform SMR Code format as follows:

(a) The maintenance code entered in the third position will indicate the lowest maintenance level authorized to remove, replace, and use the support item. The maintenance code entered in the third position will indicate one of the following levels of maintenance:

Code	Application/Explanation
O	Support item is removed, replaced, used at the organizational level.

(b) The maintenance code entered in the fourth position indicates whether the item is to be repaired and identifies the lowest maintenance level with the capability to perform complete repair (i.e., all authorized maintenance functions). This position will contain one of the following maintenance codes:

Code	Application/Explanation
F	The lowest maintenance level capable of complete repair of the support item is the direct support level.
Z	Nonreparable. No repair is authorized.

(3) *Recoverability code.* Recoverability codes are assigned to support items to indicate the disposition action on unserviceable items. The recoverability code is entered in the fifth position of the Uniform SMR Code format as follows:

<i>Recoverability codes</i>	<i>Definition</i>
Z—Nonreparable item.	When unserviceable, condemn and dispose at the level indicated in position 3.
F—Reparable item.	When uneconomically reparable, condemn and dispose at the direct support level.

*c. National Stock Number.* Indicates the National stock number assigned to the item and will be used for requisitioning purposes.

*d. Part Number.* Indicates the primary number used by the manufacturer (individual, company, firm, corporation, or Government activity), which controls the design and characteristics of the item by means of its engineering drawings, specifications, standards, and inspection requirements to identify an item or range of items.

**NOTE**

When a stock numbered item is requisitioned, the repair part received may have a different part number than the part being replaced.

*e. Federal Supply Code for Manufacturer (FSCM).* The FSCM is a 5-digit numeric code listed in SB 708-42 which is used to identify the manufacturer, distributor, or Government agency, etc.

*f. Description.* Indicates the Federal item name and, if required, a minimum description to identify the item.

*g. Unit of Measure (U/M).* Indicates the standard of the basic quantity of the listed item as used in performing the actual maintenance function. This measure is expressed by a two-character alphabetical abbreviation (e.g, ea, in, pr, etc.). When the unit of measure differs from the unit of issue, the lowest unit of issue that will satisfy the required units of measure will be requisitioned.

*h. Quantity Incorporated in Unit.* Indicates the quantity of the item used in the breakout shown on the illustration figure, which is prepared for a functional group, subfunctional group, or an assembly.

**4. Special Information**

*a.* Usable on codes are shown in the description column. Uncoded items are applicable to all models. Identification of the usable on codes used in this publication are:

<i>Code</i>	<i>Used on</i>
B52	AN/FGC-20
B53	AN/FGC-20X
B54	AN/FGC-21
B55	AN/FGC-66
5KW	AN/FGC-159
5KY	AN/FGC-159X
5KX	AN/FGC-160
5K2	AN/FGC-177
B56	AN/UGC-4
5IF	AN/UGC-29
5IG	AN/UGC-29X

*b.* The following publication pertains to the AN/FGC-20, AN/FGC-20X, AN/FGC-21, AN/FGC-66, AN/FGC-159, AN/FGC-159X, AN/FGC-160, AN/FGC-177, AN/UGC-4, AN/UGC-29, AN/UGC-29X and its components:

TM 11-5815-200-12, Teletypewriter Sets AN/FGC-20, AN/FGC-20X, AN/FGC-21, AN/ \_ FGC-66, AN/FGC-159, AN/FGC-159X, AN/FGC-160, AN/FGC-177, AN/UGC-4, AN/UGC-29, AN/UGC-29X and Teleprinter TT-259/FG.

*c.* The illustrations in this manual are identical to those published in TM 11-5815-200-34P-1. Only those parts assigned the third position on SMR maintenance code "C" or "O" are listed in the tabular listing; therefore, there may be a break in the item number sequence. Only illustrations containing organizational authorized items appear in this manual.

**5. How to Locate Repair Parts**

*a.* When National stock number or part number is unknown.

(1) *First.* Using the table of contents, determine the functional group within which the item belongs. This is necessary since illustrations are prepared for functional groups and listings are divided into the same groups.

(2) *Second.* Find the illustration covering the functional group to which the item belongs.

(3) *Third.* Identify the item on the illustration and note the illustration figure and item number of the item.

(4) *Fourth.* Using the Repair Parts Listing, find the figure and item number noted on the illustration.

*b.* When National stock number or part number is known.

(1) *First.* Using the Index of National Stock Numbers and Part Numbers, find the pertinent National stock number or part number. This index

is in NIIN sequence followed by a list of part numbers in alphameric sequence, cross-referenced to the illustration figure number and item number.

(2) *Second.* After finding the figure and item number, locate the figure and item number in the repair parts list.

## 6. Abbreviations

Not applicable.

(Next printed page is 4)


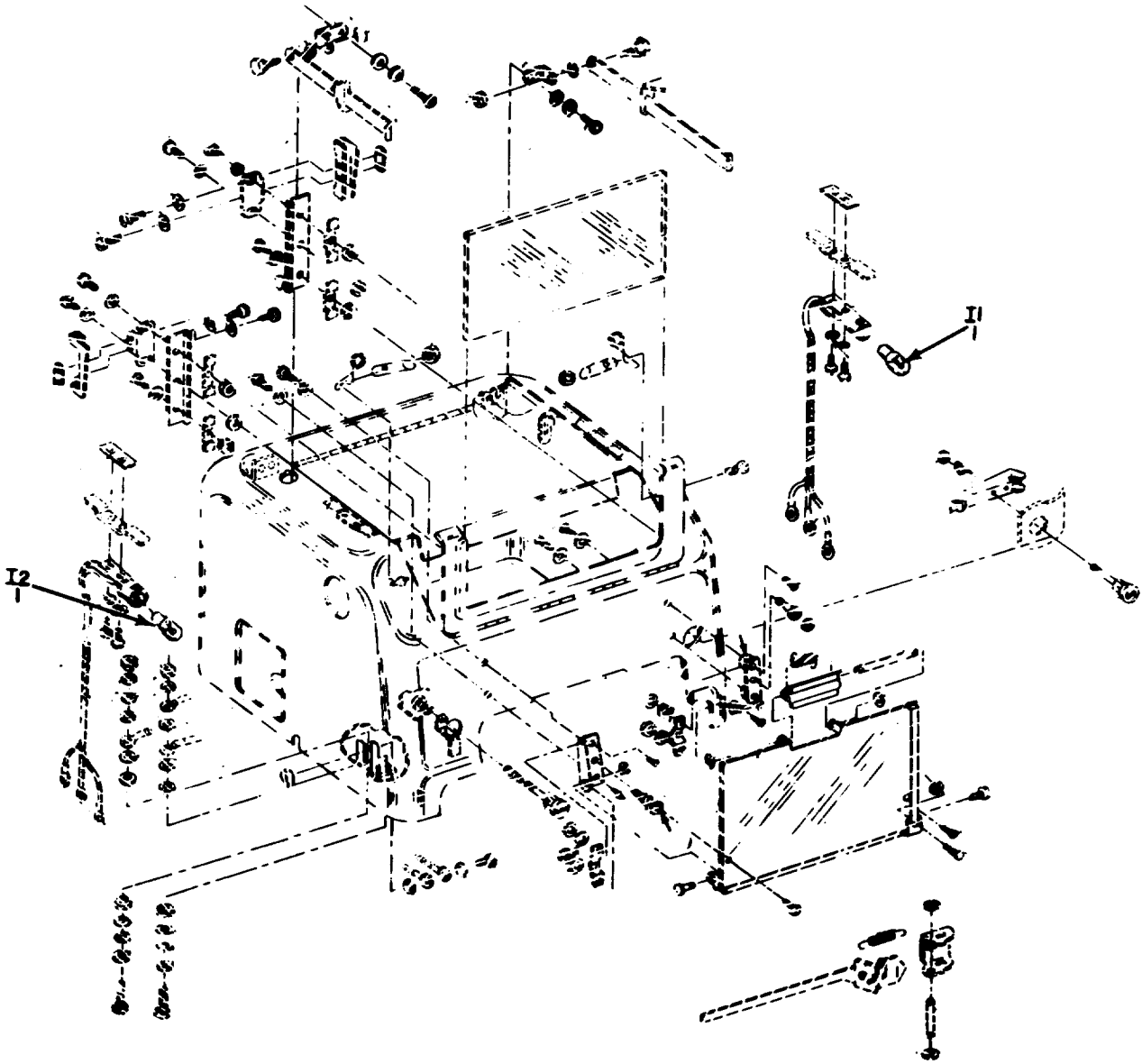


Figure 1. Teletypewriter Sets AN/FGC-20, AN/FGC-20X, AN/FGC-21, AN/FGC-66, AN/FGC-159, AN/FGC-159X, AN/FGC-160, AN/FGC-177, AN/UGC-4, AN/UGC-29, AN/UGC-29X.



SECTION II				TM11-5815-200-20P					
(1)	(2)	(3)	(4)	(5)	(6)		(7)	(8)	
ILLUSTRATION		NATIONAL		DESCRIPTION				QTY	
(a)	(b)	STOCK						INC	
FIG	ITEM	SMR	NUMBER	PART	FSCM	USABLE ON CODE	U\M	IN	
NO.	NO.	CODE	NUMBER	NUMBER				UNIT	
					GROUP 00 TELETYPEWRITER SETS AN/FGC-20,AN/FGC-20X, AN/FGC-21,AN/FGC-66,AN/FGC-159,AN/FGC-159X, AN/FGC-160,AN/FGC-177,AN/UGC-4,AN/UGC-29, AN/UGC-29X.				
1	1	PAOFF	5815-00-503-2763	TT100FG	81349	TELETYPEWRITER	B52	EA 1	
1	1	XDOFF		TT100BFG	80058	TELETYPEWRITER	B52	EA 1	
1	1	XDOFF		TT100CFG	80058	TELETYPEWRITER	B52	EA 1	
1	1	XDOFF		TT100DFG	80058	TELETYPEWRITER	B52	EA 1	
1	1	PAOFF	5815-00-503-2764	TT98FG	80058	TELETYPEWRITER	B53,B56	EA 1	
1	1	XDOFF		TT98AFG	80058	TELETYPEWRITER	B53,B56	EA 1	
1	1	XDOFF		TT98BFG	80058	TELETYPEWRITER	B53,B56	EA 1	
1	1	PAOFF	5815-00-503-2652	TT98CFG	80058	TELETYPEWRITER	B53,B56	EA 1	
1	1	XDOFF		TT98DFG	80058	TELETYPEWRITER	B53,B56	EA 1	
1	1	PAOFF	5815-00-503-2765	TT99FG	80058	TELETYPEWRITER	B54	EA 1	
1	1	PAOFF	5815-00-816-6303	TT300FG	80058	TELETYPEWRITER	B55	EA 1	
1	1	PAOFF	5815-00-082-4195	TT482UGC	80058	TELETYPEWRITER	51F	EA 1	
1	1	PAOFF	5815-00-082-4196	TT483UGC	80058	TELETYPEWRITER	51G	EA 1	
1	1	PAOFF	5815-00-033-6217	TT664FG	80058	TELETYPEWRITER	5KW	EA 1	
1	1	PAOFF	5815-00-033-6217	TT664BFG	80058	TELETYPEWRITER	5KW	EA 1	
1	1	PAOFF	5815-00-033-6217	TT664CFG	80058	TELETYPEWRITER	5KW	EA 1	
1	1	XDOFF		TT664DFG	80058	TELETYPEWRITER	5KW	EA 1	
1	1	PAOFF	5815-00-571-7632	TT688FG	80058	TELETYPEWRITER	5KY,5K2	EA 1	
1	1	XDOFF		TT688AFG	80058	TELETYPEWRITER	5KY,5K2	EA 1	
1	1	PAOFF	5815-01-004-0825	TT688BFG	80058	TELETYPEWRITER	5KY,5K2	EA 1	
1	1	XDOFF	5815-01-004-0826	TT688CFG	80058	TELETYPEWRITER	5KY,5K2	EA 1	
1	1	PAOFF	5815-01-004-0827	TT688DFG	80058	TELETYPEWRITER	5KY,5K2	EA 1	
1	1	PAOFF	5815-00-097-0061	TT665FG	80058	TELETYPEWRITER	5XX	EA 1	



ELOLZ002

Figure 2. Cover Assembly.

SECTION II						TM11-5815-200-20P		
(1)	(2)	(3)	(4)	(5)	(6)		(7)	(8)
ILLUSTRATION								
(a)	(b)	NATIONAL		DESCRIPTION			QTY	INC
FIG	ITEM	SMR	STOCK	PART			IN	
NO.	NO.	CODE	NUMBER	NUMBER	FSCM		U\M	UNIT
						GROUP 0101 COVER ASSEMBLY		
2	1	PAOZZ	6240-00-892-6102	10C7-5DC	24455	LAMP, INCANDESCENT	EA	2

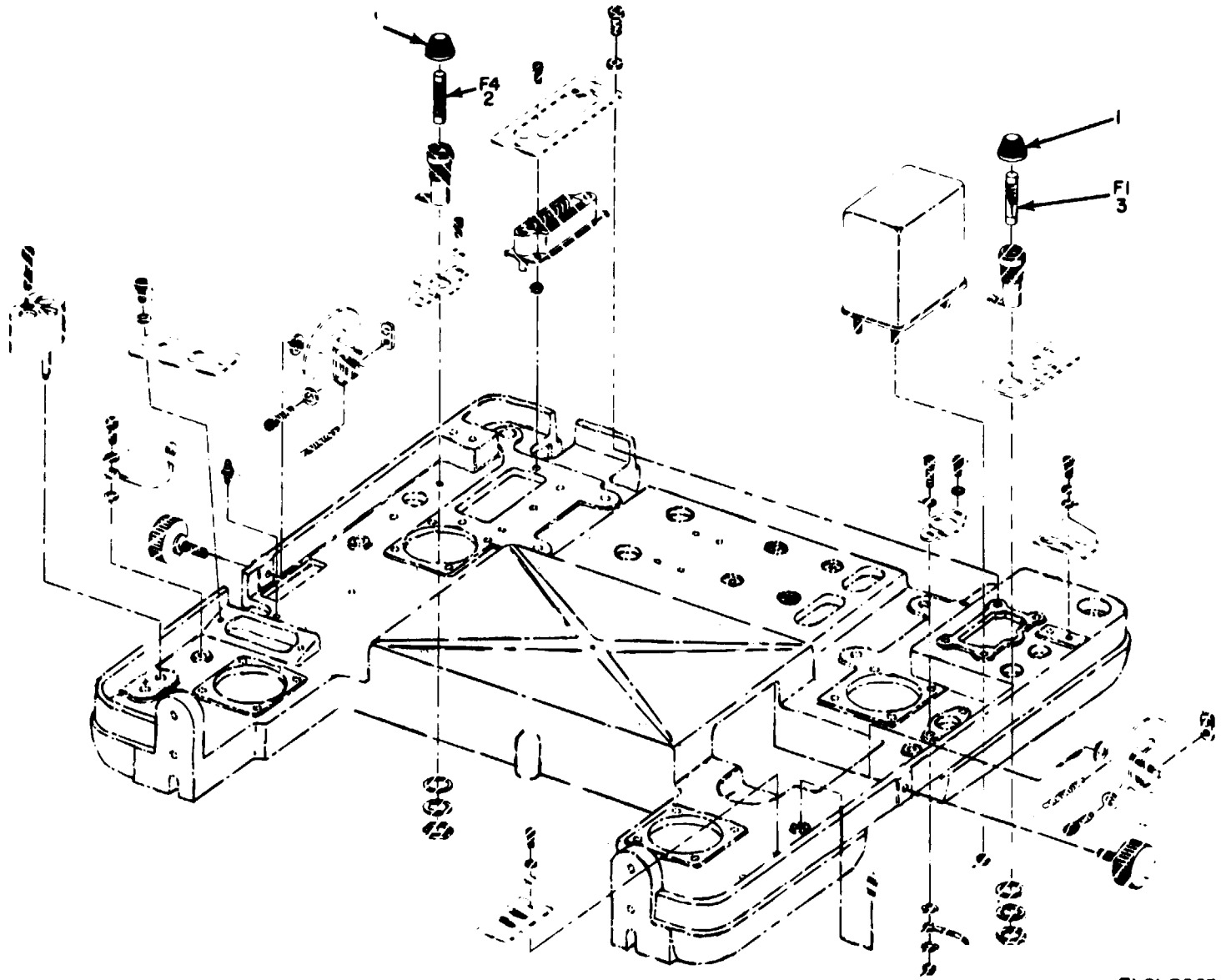


Figure 3. Base Assembly.

ELOL2003

SECTION II						TM11-5815-200-20P		
(1)	(2)	(3)	(4)	(5)	(6)		(7)	(8)
ILLUSTRATION						DESCRIPTION		QTY
(a)	(b)	NATIONAL	PART				INC	
FIG	ITEM	STOCK	NUMBER	FSCM		USABLE ON CODE	IN	
NO.	NO.	CODE	NUMBER				U\M	UNIT
GROUP 0108 BASE ASSEMBLY								
3	1	PAOZZ	5999-00-283-7178	342003-SA2	75915	CAP,ELECTRICAL	B52,B54,5TF,5KW,5KX	EA 2
3	1	PAOZZ	5999-00-244-5150	20460	82423	CAP,ELECTRICAL	B53,B55,B56,5TG,5KY,5K2	EA 2
3	2	PAOZZ	5920-00-229-1312	F02GR062B	81349	FUSE,CAARTRIDGE	B52,B53,B54,B55,B56,5TF,5TG,5KW	EA 1
3	3	PAOZZ	5920-00-581-4144	MDX-2	71400	FUSE,CARTRIDGE	B52,B53,B54,B56,5TF,5TG,5KW,5KY,5KX,5K2	EA 1
3	3	PAOZZ	5920-00-681-0918	313003	75915	FUSE,CARTRIDGE	B55	EA 1

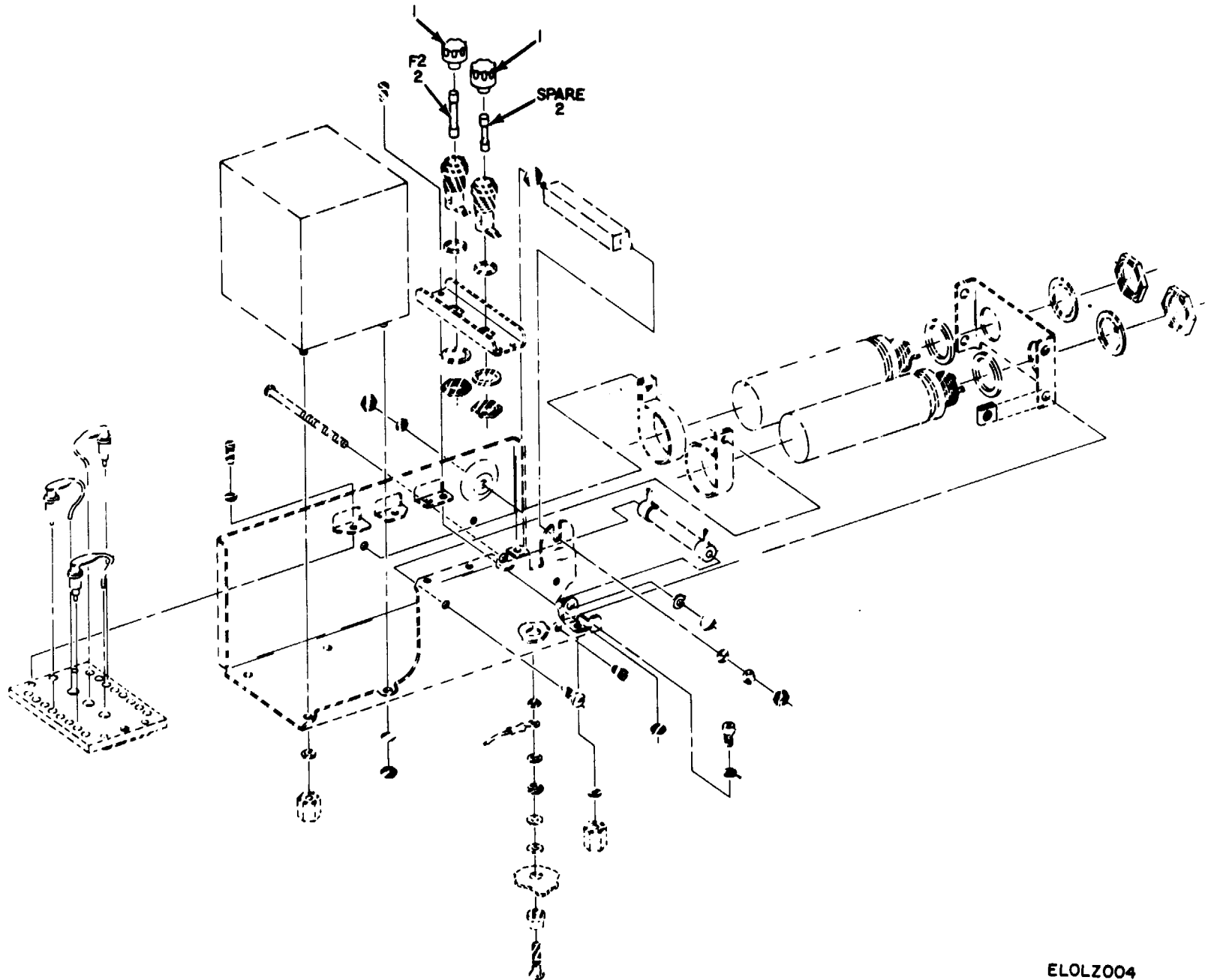


Figure 4. Power Supply PP-978/FG.

ELOLZ004

SECTION II				TM11-5815-200-20P					
(1)	(2)	(3)	(4)	(5)	(6)			(7)	(8)
ILLUSTRATION									
(a)	(b)	NATIONAL		DESCRIPTION				QTY	
FIG	ITEM	SMR	STOCK	PART				INC	
NO.	NO.	CODE	NUMBER	NUMBER	FSCM	USABLE	ON	IN	UNIT
						CODE			
GROUP 02 POWER SUPPLY PP-978/PG									
4	1	XDOZZ		34004-SA2	75915	CAP,ELECTRICAL		B52,5KX	EA 2
4	1	XDOZZ		20458	82423	CAP,ELECTRICAL		B53,B55,B56,5TF,5TG,5KW,5KY,5K2	EA 2
4	1	XDOZZ		342004-SA2	75915	CAP,ELECTRICAL		B54	EA 1
4	2	XDOZZ		F02GR250A	81349	FUSE,CARTRIDGE		B52,B55,5KX	EA 2
4	2	PAOZZ	5920-00-043-2641	F02A250V1/4A	81349	FUSE,CARTRIDGE		B53,B54,B56,5TF,5TG,5KW,5KY,5K2	EA 2

NOTE: LATEST NATIONAL STOCK NUMBER AND PART NUMBER ASSIGNMENTS ARE INCLUDED AT END OF INDEX

STOCK NUMBER	FIGURE NO.	ITEM NO.	STOCK NUM NO.	FIGURE NO.	ITEM NO.
5815-00-033-6217	1	1	5815-00-571	1	1
5815-00-033-6217	1	1	5920-00-583	3	3
5815-00-033-6217	1	1	5815-00-811	1	1
5815-00-082-4195	1	1	6240-00-852	1	1
5815-00-082-4196	1	1	5815-01-0C1	1	1
5815-00-097-0061	1	1	5815-01-0C1	1	1
5920-00-229-1312	3	2	5815-01-0C1	1	1
5999-00-244-5150	3	1			

PART NUMBER	FSCM	FIG NO	ITEM NO	PART NUMBER	FSCM	FIG NO	ITEM NO
				TT688AFG	80058	1	1
F02GR062B	81349	3	2	TT688BFG	80058	1	1
F02GR250A	81349	4	2	TT688CFG	80058	1	1
MDX-2	71400	3	3	TT688DFG	80058	1	1
TT100BFG	80058	1	1	TT688FG	80058	1	1
TT100CFG	80058	1	1	TT98AFG	80058	1	1
TT100DFG	80058	1	1	TT98BFG	80058	1	1
TT100FG	81349	1	1	TT98DFG	80058	1	1
TT300FG	80058	1	1	TT98FG	80058	1	1
TT482UGC	80058	1	1	TT99FG	80058	1	1
TT483UGC	80058	1	1	10C7-5DC	24455	2	1
TT664BFG	80058	1	1	20458	82423	4	1
TT664CFG	80058	1	1	20460	82423	3	1
TT664DFG	80058	1	1	34004-SA2	75915	4	1
TT664FG	80058	1	1	342003-SA2	75915	3	1
TT665FG	80058	1	1	342004-SA2	75915	4	1

LATEST NATIONAL STOCK NUMBER ASSIGNMENTS

STOCK NUMBER	FIGURE NO.	ITEM NO.
5920-00-043-2641	4	2
5815-00-503-2763	1	1
5920-00-681-0918	3	3

LATEST PART NUMBER ASSIGNMENTS

PART NUMBER	FSCM	FIG NO	ITEM NO
F02A250V1/4A	81349	4	2
TT98CFG	80058	1	1
313003	75915	3	3

ADDITIONAL LATEST NATIONAL STOCK NUMBER ASSIGNMENTS

STOCK NUMBER	FIGURE NO.	ITEM NO.
5999-00-283-7178	3	1
5815-00-503-2652	1	1
5815-00-503-2764	1	1
5815-00-503-2765	1	1



RECOMMENDED CHANGES TO EQUIPMENT TECHNICAL MANUALS



**SOMETHING WRONG WITH THIS MANUAL?**

THEN...JOT DOWN THE DOPE ABOUT IT ON THIS FORM, TEAR IT OUT, FOLD IT AND DROP IT IN THE MAIL!

FROM: (YOUR UNIT'S COMPLETE ADDRESS)

Commander  
Stateside Army Depot  
ATTN: AMSTA-US  
Stateside, N.J. 07703

DATE 10 July 1975

PUBLICATION NUMBER

TM 11-5840-340-20P

DATE

23 Jan 78

TITLE

Radar Set AN/PRC-76

BE EXACT...PIN-POINT WHERE IT IS

IN THIS SPACE TELL WHAT IS WRONG AND WHAT SHOULD BE DONE ABOUT IT:

PAGE NO.	PARA-GRAPH	FIGURE NO.	TABLE NO.
33			
44		19	
45			

For item 2, change the NSN to read: 5835-00-134-9186.  
Reason: Accuracy.

Identify the cover on the junction box (item no. 5).  
Reason: It is a separate item and is not called out on figure 19.

Add the cover of the junction box as an item in the listing for figure 19.  
Reason: Same as above.

TEAR ALONG DOTTED LINE

TYPED NAME, GRADE OR TITLE, AND TELEPHONE NUMBER

SSG I. M. DeSpirito 999-1776

SIGN HERE:

*SSG I. M. DeSpirito*

DA FORM 2028-2  
1 AUG 74

P.S.--IF YOUR OUTFIT WANTS TO KNOW ABOUT YOUR MANUAL "FIND," MAKE A CARBON COPY OF THIS AND GIVE IT TO YOUR HEADQUARTERS.





# SOMETHING WRONG WITH THIS MANUAL?

THEN... JOT DOWN THE DOPE ABOUT IT ON THIS FORM, TEAR IT OUT, FOLD IT AND DROP IT IN THE MAIL!

FROM: (YOUR UNIT'S COMPLETE ADDRESS)

DATE

PUBLICATION NUMBER

TM11-5815-200-20P

DATE

26 Mar 79

TITLE

TELETYPEWRITER SETS

BE EXACT... PIN-POINT WHERE IT IS

IN THIS SPACE TELL WHAT IS WRONG AND WHAT SHOULD BE DONE ABOUT IT:

PAGE NO.

PARA-GRAPH

FIGURE NO.

TABLE NO.

TEAR ALONG DOTTED LINE

TYPED NAME, GRADE OR TITLE, AND TELEPHONE NUMBER

SIGN HERE:

DA FORM 2028-2  
1 AUG 74

P.S.--IF YOUR OUTFIT WANTS TO KNOW ABOUT YOUR MANUAL "FIND," MAKE A CARBON COPY OF THIS AND GIVE IT TO YOUR HEADQUARTERS.

FILL IN YOUR  
UNIT'S ADDRESS

FOLD BACK

DEPARTMENT OF THE ARMY

OFFICIAL BUSINESS

Commander  
US Army Communications and  
Electronics Materiel Readiness Command  
ATTN: DRSEL-ME-MQ  
Fort Monmouth, New Jersey 07703

FOLD BACK

TEAR ALONG DOTTED LINE



# SOMETHING WRONG WITH THIS MANUAL?

FROM: (YOUR UNIT'S COMPLETE ADDRESS)

DATE

PUBLICATION NUMBER

TM11-5815-200-20P

DATE

26 Mar 79

TITLE

TELETYPEWRITER SETS

BE EXACT... PIN-POINT WHERE IT IS

IN THIS SPACE TELL WHAT IS WRONG AND WHAT SHOULD BE DONE ABOUT IT:

PAGE  
NO.

PARA-  
GRAPH

FIGURE  
NO.

TABLE  
NO.

TEAR ALONG DOTTED LINE

TYPED NAME, GRADE OR TITLE, AND TELEPHONE NUMBER

SIGN HERE:

DA FORM 2028-2  
1 AUG 74

P.S.--IF YOUR OUTFIT WANTS TO KNOW ABOUT YOUR MANUAL "FIND," MAKE A CARBON COPY OF THIS AND GIVE IT TO YOUR HEADQUARTERS.

FILL IN YOUR  
UNIT'S ADDRESS

FOLD BACK

DEPARTMENT OF THE ARMY

OFFICIAL BUSINESS

Commander  
US Army Communications and  
Electronics Materiel Readiness Command  
ATTN: DRSEL-ME-MQ  
Fort Monmouth, New Jersey 07703

FOLD BACK

TEAR ALONG DOTTED LINE

RECOMMENDED CHANGES TO EQUIPMENT TECHNICAL MANUALS



# SOMETHING WRONG WITH THIS MANUAL?

THEN... JOT DOWN THE DOPE ABOUT IT ON THIS FORM, TEAR IT OUT, FOLD IT AND DROP IT IN THE MAIL!

FROM: (YOUR UNIT'S COMPLETE ADDRESS)

DATE

PUBLICATION NUMBER

TM11-5815-200-20P

DATE

26 Mar 79

TITLE

TELETYPEWRITER SETS

BE EXACT... PIN-POINT WHERE IT IS

IN THIS SPACE TELL WHAT IS WRONG AND WHAT SHOULD BE DONE ABOUT IT:

PAGE NO.	PARA-GRAPH	FIGURE NO.	TABLE NO.
----------	------------	------------	-----------

TEAR ALONG DOTTED LINE

TYPED NAME, GRADE OR TITLE, AND TELEPHONE NUMBER

SIGN HERE:

DA FORM 2028-2  
1 AUG 74

P.S.--IF YOUR OUTFIT WANTS TO KNOW ABOUT YOUR MANUAL "FIND," MAKE A CARBON COPY OF THIS AND GIVE IT TO YOUR HEADQUARTERS.

FILL IN YOUR  
UNIT'S ADDRESS



FOLD BACK

---

DEPARTMENT OF THE ARMY

---

OFFICIAL BUSINESS

Commander  
US Army Communications and  
Electronics Materiel Readiness Command  
ATTN: DRSEL-ME-MQ  
Fort Monmouth, New Jersey 07703

---

FOLD BACK

TEAR ALONG DOTTED LINE







By Order of the Secretary of the Army, the Navy, and the Air Force:

**BERNARD W. ROGERS**  
*General, United States Army*  
*Chief of Staff*

Official:

**J. C. PENNINGTON**  
*Major General, United States Army*  
*The Adjutant General*

DISTRIBUTION :

*Active Army*

USAINSCOM (2)  
 USAINSCOM-PAC (2)  
 COE (1)  
 TSG (1)  
 USAARENBD (1)  
 DARCOM (1)  
 TRADOC (2)  
 OS Maj Cmd (4)  
 TECOM (2)  
 USACC (4)  
 USACC-SO (2)  
 MDW (1)  
 Armies (2)  
 Corps (2)  
 Svc Colleges (1)  
 USASIGS (5)  
 USAADS (2)  
 USAFAS (2)  
 USAARMS (2)  
 USAIS (2)  
 USAES (2)  
 USAICS (3)  
 MAAG (1)  
 USARMIS (1)  
 USAERDAA (1)  
 USAERDAW (1)  
 USATTC (2)  
 BAMC (2)  
 USAEPG (2)  
 USA Dep (1)

Sig Sec USA Dep (1)  
 Ft Gillem (10)  
 Ft Gordon (10)  
 Ft Carson (5)  
 Ft Huachuca (10)  
 Ft Monmouth (HISA) (26)  
 Ft Richardson (CERCOM) (2)  
 Army Dep (1) except  
     LBAD (14)  
     SAAD (30)  
     TOAD (14)  
     SHAD (3)  
 Units org under fol TOE:  
     (1 cy each unit, UNOINDC)  
 29-207 (2)  
 29-610 (2)  
 1-127  
 1-128  
 1-137  
 1-207  
 5-112  
 11-97  
 11-98  
 11-117  
 11-127  
 11-302  
 11-500 (AA-AC)  
 32-56  
 32-57  
 55-158

*NG: None*

*USAR: None*

For explanation of abbreviations used, see AR 310-50.



This fine document...

Was brought to you by me:



## [Liberated Manuals -- free army and government manuals](#)

Why do I do it? I am tired of sleazy CD-ROM sellers, who take publicly available information, slap “watermarks” and other junk on it, and sell it. Those masters of search engine manipulation make sure that their sites that sell free information, come up first in search engines. They did not create it... They did not even scan it... Why should they get your money? Why are not letting you give those free manuals to your friends?

I am setting this document FREE. This document was made by the US Government and is NOT protected by Copyright. Feel free to share, republish, sell and so on.

I am not asking you for donations, fees or handouts. If you can, please provide a link to [liberatedmanuals.com](http://liberatedmanuals.com), so that free manuals come up first in search engines:

<A HREF=<http://www.liberatedmanuals.com/>>Free Military and Government Manuals</A>

- Sincerely  
Igor Chudov  
<http://igor.chudov.com/>
- [Chicago Machinery Movers](#)