

DIRECT SUPPORT MAINTENANCE REPAIR

PARTS AND SPECIAL TOOLS LIST

FOR

TOOL KIT, IL

(NSN 5180-01-128-2429)

WIRE WRAP/CONNECTOR KIT

(NSN 5180-01-128-2430)

GSE KIT, IL

(NSN 5805-01-147-4739)

DEPARTMENTS OF THE ARMY, THE NAVY, AND THE AIR FORCE

30 MARCH 1984

TECHNICAL MANUAL
No.11-5805-740-30P
TECHNICAL MANUAL
EE119-AC-PLL-010/E154 TTC-TYC-39
TECHNICAL ORDER
No-81W2-2TWC-39-94



DEPARTMENTS OF THE ARMY,
THE NAVY, AND THE AIR FORCE

WASHINGTON, DC, *30 March 1984*

**DIRECT SUPPORT MAINTENANCE REPAIR
PARTS AND SPECIAL TOOLS LIST
FOR
TOOL KIT, IL
(NSN 5180-01-128-2429)
WIRE WRAP/CONNECTOR KIT
(NSN 5180-01-128-2430)
GSE KIT, IL
(NSN 5805-01-147-4739)**

Current as of 30 March 1984

REPORTING ERRORS AND RECOMMENDING IMPROVEMENTS

You can help improve this manual. If you find any mistakes or if you know of a way to improve the procedures, please let us know. Mail your letter, DA Form 2028 (Recommended Changes to Publications and Blank Forms), or DA Form 2028-2 located in the back of this manual direct to Commander, US Army Communications-Electronics Command and Fort Monmouth, ATTN: DR-SEL-ME-MP, Fort Monmouth, NJ 07703.

For Air Force, submit AFTO Form 22 (Technical Order System Publication Improvement Report and Reply) in accordance with paragraph 65, Section VI, T.O. 00-5-1. Forward direct to prime ALC/MST.

For Navy, mail comments to the Commander, Naval Electronics Systems Command, ATTN: ELEX 8122, Washington, DC 20360.

In either case, a reply will be furnished direct to you.

Table of Contents

		Page	Illus Figure
SECTION	I. Introduction	1	
	II. Repair Parts List	5	
GROUP	00 Tool Kit, IL SM-A-814891.....	5	1
	00 Wire Wrap/Connector SM-A-814880	9	2
	00 GSE KIT, IL SM-A-814889	15	3
SECTION	III. Special Tools List (Not applicable)		
	IV. National Stock Number and Part Number Index	16	

SECTION I

INTRODUCTION

1. Scope

This manual lists spares and repair parts; special tools; special test, measurement, and diagnostic equipment (TMDE), and other special support equipment required for performance of direct support maintenance of the Kits. It authorizes the requisitioning and issue of spares and repair parts as indicated by the source and maintenance codes.

2. General

This Repair Parts and Special Tools List is divided into the following sections:

a. *Section II. Repair Parts List.* A list of spares and repair parts authorized for use in the performance of maintenance. The list also includes parts which must be removed for replacement of the authorized parts. Parts lists are composed of functional groups in numeric sequence, with the parts in each group listed in figure and item number sequence. Bulk materials are listed in NSN sequence.

b. *Section III. Special Tools List.* Not applicable.

c. *Section IV National Stock Number and Part Number Index.* A list, in National item identification number (NIIN) sequence, of all National stock numbers (NSN) appearing in the listings, followed by a list, in alphameric sequence, of all part numbers appearing in the listings. National stock numbers and part numbers are cross-referenced to each illustration figure and item number appearance.

3. Explanation of Columns

a. *Illustration.* This column is divided as follows:

(1) *Figure number.* Indicates the figure number of the illustration on which the item is shown.

(2) *Item number.* The number used to identify item called out in the illustration.

b. *Source, Maintenance, and Recoverability (SMR) Codes.*

(1) *Source code.* Source codes indicate the manner of acquiring support items for maintenance, repair, or overhaul of end items. Source codes are entered in the first and second positions of the Uniform SMR Code format as follows:

<i>Code</i>	<i>Definition</i>
PA-	Item procured and stocked for anticipated or known usage.
PB-	Item procured and stocked for insurance pur-

<i>Code</i>	<i>Definition</i>
	pose because essentiality dictates that a minimum quantity be available in the supply system.
PC-	Item procured and stocked and which otherwise would be coded PA except that it is deteriorative in nature.
PD-	Support item, excluding support equipment, procured for initial issue or outfitting and stocked only for subsequent or additional initial issues or outfittings. Not subject to automatic replenishment.
PE-	Support equipment procured and stocked for initial issue and outfitting to specified maintenance repair activities.
PF-	Support equipment which will not be stocked but which will be centrally procured on demand.
PG-	Item procured and stock to provide for sustained support for the life of the equipment. It is applied to an item peculiar to the equipment which, because of probable discontinuance or shutdown of production facilities, would prove uneconomical to reproduce at a later time.
KD-	An item of a depot overhaul/repair kit and not purchased separately. Depot kit defined as a kit that provides items required at the time of overhaul or repair.
KF-	An item of a maintenance kit and not purchased separately. Maintenance kit defined as a kit that provides an item that can be replaced at aviation unit or aviation intermediate levels of maintenance.
KB-	Item included in both a depot overhaul/repair kit and a maintenance kit.
MO-	Item to be manufactured or fabricated at organizational level.
MF-	Item to be manufactured or fabricated at the direct support maintenance level.
MH-	Item to be manufactured or fabricated at the general support maintenance level.
MD-	Item to be manufactured or fabricated at the depot maintenance level.
AO-	Item to be assembled at organizational level.
AF-	Item to be assembled at direct support maintenance level.
AH-	Item to be assembled at general support maintenance level.

Code	Definition
AD-	Item to be assembled at depot maintenance level.
XA-	Item is not procured or stocked because the requirements for the item will result in the replacement of the next higher assembly.
XB-	Item is not procured or stocked. If not available through salvage, requisition.
XC-	Installation drawing, diagram, instruction sheet, field service drawing, that is identified by manufacturer's part number.
XD-	A support item that is not stocked. When required, item will be procured through normal supply channels.

NOTE

Cannibalization or salvage may be used as a source of supply for any items source coded above except those coded XA and aircraft support item as restricted by AR 750-10.

(2) *Maintenance code.* Maintenance codes are assigned to indicate the levels of maintenance authorized to USE and REPAIR support items. The maintenance codes are entered in the third and fourth positions of the Uniform SMR Code format as follows:

(a) The maintenance code entered in the third position will indicate the lowest maintenance level authorized to remove, replace, and use the support item. The maintenance code entered in the third position will indicate one of the following levels of maintenance:

Code	Application/Explanation
C-	Crew or operator maintenance performed within organizational maintenance.
O-	Support item is removed, replaced, used at the organizational level.
F-	Support item is removed, replaced, used at the direct support level.
H-	Support item is removed, replaced, used at the general support level.
D-	Support items that are removed, replaced, used at depot, mobile depot, specialized repair activity only.

(b) The maintenance code entered in the fourth positions indicates whether the item is to be repaired and identifies the lowest maintenance level with the capability to perform complete repair (i.e., all authorized maintenance functions). This position will contain one of the following maintenance codes:

Code	Application/Explanation
O-	The lowest maintenance level capable of complete repair of the support item is the organizational level.
F-	The lowest maintenance level capable of complete repair of the support item is the direct support level.
H-	The lowest maintenance level capable of complete repair of the support item is the general support level.
D-	The lowest maintenance level capable of complete repair of the support item is the depot level.
L-	Repair restricted to designated specialized repair activity.
Z-	Nonreparable. No repair is authorized.
B-	No repair is authorized. The item may be reconditioned by adjusting, lubricating, etc., at the user level. No parts or special tools are procured for the maintenance of this item.

(3) *Recoverability code.* Recoverability codes are assigned to support items to indicate the disposition action on unserviceable items. The recoverability code is entered in the fifth position of the Uniform SMR Code format as follows:

Recoverability codes	Definition
Z-	Nonreparable item. When unserviceable, condemn and dispose at the level indicated in position 3.
O-	Reparable item. When uneconomically repairable, condemn and dispose at organizational level.
F-	Reparable item. When uneconomically repairable, condemn and dispose at the direct support level.
H-	Reparable item. When uneconomically repairable, condemn and dispose at the general support level.
D-	Reparable item. When beyond lower level repair capability, return to depot. Condemnation and disposal not authorized below depot level.
L-	Reparable item. Repair, condemnation, and disposal not authorized below depot/specialized repair activity level.
A-	Item requires special handling or condemnation procedures because of specific reasons (i.e., precious metal content, high dollar value, critical material or hazardous material). Refer to appropriate manuals/directives for specific instructions.

c. *National Stock Number.* Indicates the National stock number assigned to the item and will be used for requisitioning purposes.

d. *Federal Supply Code for Manufacturer (FSCM).* The FSCM is a 5-digit numeric code listed in SB 708-41/42 which is used to identify the manufacturer, distributor, or Government agency, etc.

e. *Part Number.* Indicates the primary number used by the manufacturer (individual, company, firm, corporation, or Government activity), which controls the design and characteristics of the item by means of its engineering drawings, specifications, standards, and inspection requirements to identify an item or range of items.

NOTE

When a stock numbered item is requisitioned, the repair part received may have a different part number than the part being replaced.

f. *Description* Indicates the Federal item name and, if required, a minimum description to identify the item.

g. *Unit of Measure (U/M).* Indicates the standard of the basic quantity of the listed item as used in performing the actual maintenance function. This measure is expressed by a two-character alphabetical abbreviation (e.g., ea, in, pr, etc). When the unit of measure differs from the unit of issue, the lowest unit of issue that will satisfy the required units of measure will be requisitioned.

h. *Quantity Incorporated in Unit.* Indicates the quantity of the item used in the breakout shown on the illustration figure, which is prepared for a functional group, subfunctional group, or an assembly.

4. Special Information

a. The following publications pertain to the Kits and their components:

TM 11-5805-681-12-1 through 12-10, Central Office, Telephone, Automatic AN/TTC-39(V)2, (V)3 and (V)5.

TM 11-5805-683-12-1 through 12-8, Central, Mes-

sage Switching Automatic AN/TYC-39(V)1 and AN/TYC-39(V)5.

b. National stock numbers (NSN's) that are missing from P source coded items have been applied for and will be added to this TM by future change/revision when they are entered in the Army Master Data File (AMDF). Until the NSN's are established and published, submit exception requisitions to: Commander, US Army Communications and Electronics Materiel Readiness Command, ATTN: DR-SEL-MM, Fort Monmouth, NJ 07703 for the part required to support your equipment.

5. How to Locate Repair Parts

a. When National stock number or part number is unknown.

(1) *First.* Using the table of contents, determine the functional group within which the item belongs. This is necessary since illustrations are prepared for functional groups and listings are divided into the same groups.

(2) *Second* Find the illustration covering the functional group to which the item belongs.

(3) *Third* Identify the item on the illustration and note the illustration figure and item number of the item.

(4) *Fourth.* Using the Repair Parts Listing, find the figure and item number noted on the illustration.

b. When National stock number or part number is known.

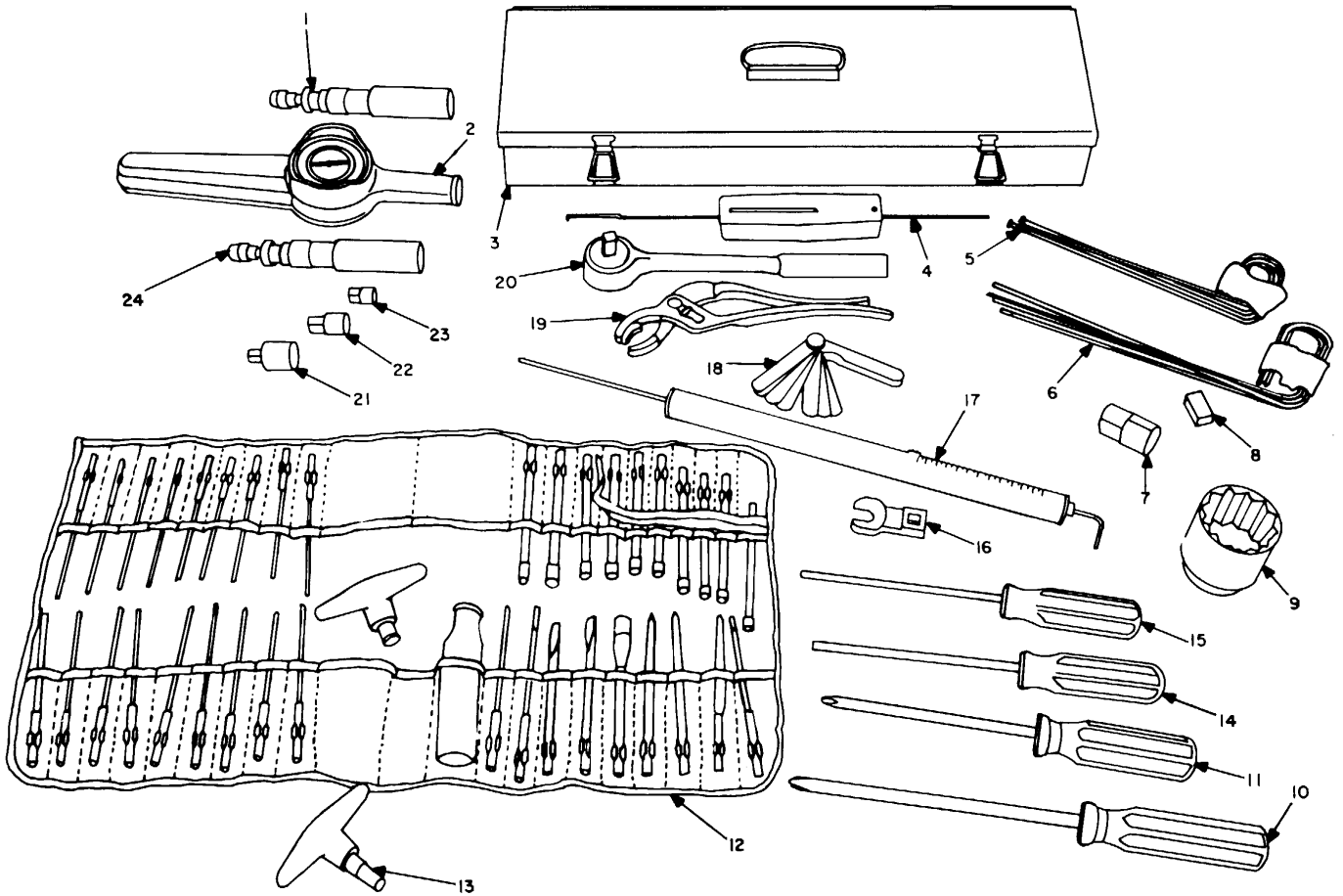
(1) *First.* Using the index of National Stock Numbers and Part Numbers, find the pertinent National stock number or part number. This index is in NIIN sequence followed by a list of part numbers in alphameric sequence, cross-referenced to the illustration figure number and item number.

(2) *Second* After finding the figure and item number, locate the figure and item number in the repair parts list.

6. Abbreviations

Not applicable.

(Next printed page is 4.1)



ELBXS001

Figure 1. Tool kit, IL SM-A-814891 (Sheet 1 of 2).

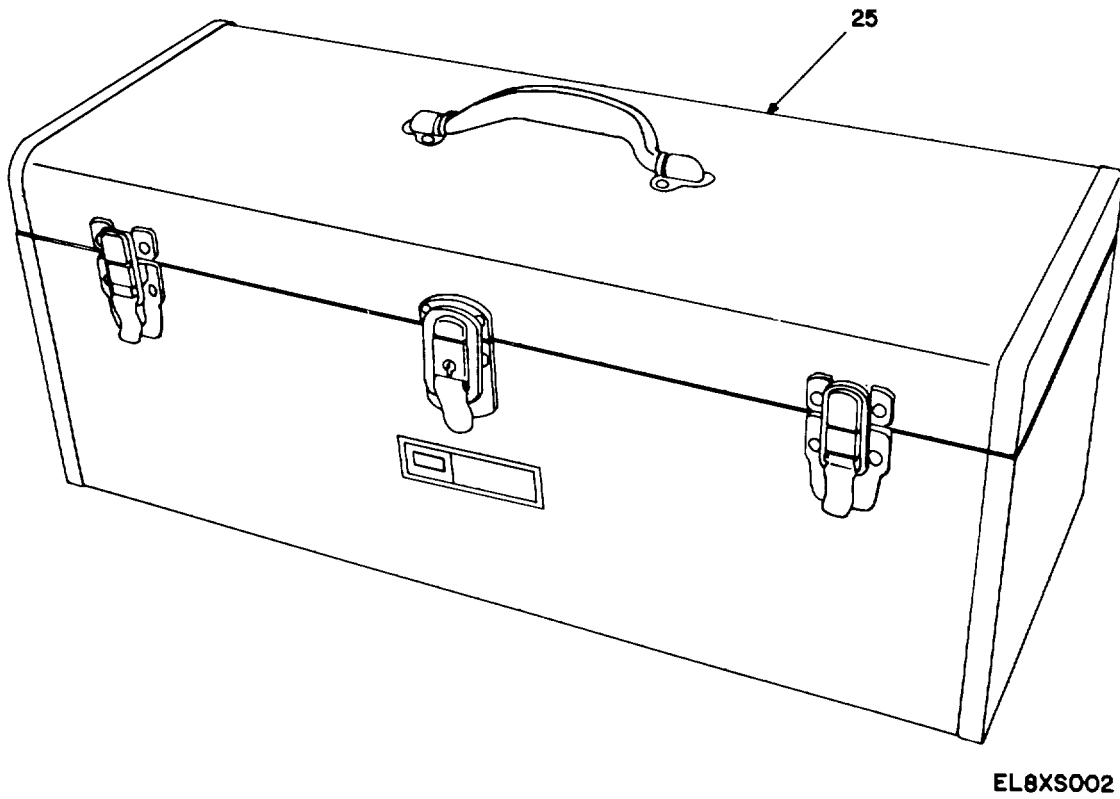


Figure 1. Tool kit, IL SM-A-814891 (Sheet 2 of 2).

SECTION II

TM 11-5805-740-30P/EE119-AC-PLL-010/E154 TTC-TYC-39/TO 31W2-2TTC-39-94

(1) ILLUSTRATION		(2)	(3)	(4)	(5)	(6)	(7)	(8)
(a) FIG NO.	(b) ITEM NO.	SMR CODE	NATIONAL STOCK NUMBER	FSCM	PART NUMBER	DESCRIPTION USABLE ON CODE	U/M	QTY INC IN UNIT
						GROUP 00 TOOL KIT,SM-A-814891		
1	1	XDFZZ		80063	SM-B-814891-110	WRENCH,TORQUE	EA	1
1	2	XDFZZ		80063	SM-B-814891-120	WRENCH,TORGUE	EA	1
1	3	PEFZZ	5120-00-322-6231	80063	SM-B-814991-500	WRENCH SET,SOCKET	EA	1
1	4	PEFZZ	6635-00-087-9500	11710	719-5	TESTER,SPRING RESIL.....	EA	1
1	5	PEFZZ		04655	81-1360155	SWITCH,MAGNETIC TAP.....	EA	4
1	6	XBFZZ		04655	81-1360154	PAD HOLDR (MTT KIT).....	EA	4
1	7	PEFZZ	5120-00-144-5207	80063	SM-B-814891-1904	ADAPTER,SOCKET WREN	EA	1
1	8	PFFZZ	7035-00-264-7473	80874	352605	PAD,FELT	EA	4
1	9	PEFZZ	5120-00-199-7768	80063	SM-B-814891-1905	SOCKET,SOCKET WRENC	EA	1
1	10	PEFZZ		80063	SM-B-814891-1700	SCREWDRIVER,CROSSTIP	EA	1
1	11	PEFZZ		80063	SM-B-814891-1600	SCREWDRIVER,CROSSTIP	EA	1
1	12	PEFZZ	5180-01-034-8231	96508	99MP	TOOL KIT	EA	1
1	13	PEFZZ	5120-01-010-5502	96508	99-4-R	T-HANDLE,NUTDRIVER	EA	1
1	14	PEFZZ	5120-01-118-3219	96508	LN28	SCREWDRIVER ALLEN H	EA	1
1	15	PEFZZ	5120-00-104-1777	96508	LN27	KEY,SOCKET HEAD SCR	EA	1
1	16	PEFZZ	5120-00-184-8398	80063	SM-B-814891-1300	WRENCH,SOCKET	EA	1
1	17	PEFZZ	6635-00-918-5033	11710	LP36	TESTER,SPRING RESIL.....	EA	1
1	18	PEFZZ	5210-00-274-2857	57163	66	GAGE,THICKNESS	EA	1
1	19	FEFZZ	5120-00-117-3570	30106	529-10	PLIERS,SLIP JOINT	EA	1
1	20	XDFZZ		80063	SM-B-814897-700	WRENCH,RATCHET	EA	1
1	21	XDFZZ		80063	SM-B-814891-230	ADAPTER,SOCKET WREN	EA	1
1	22	PEFZZ	5120-00-240-8703	80063	SM-B-814891-220	ADAPTER,SOCKET WREN	EA	1
1	23	PEFZZ	5120-00-224-9219	80063	SM-B-814891-210	ADAPTER,SOCKET WREN	EA	1
1	24	PEFZZ	5120-00-943-0941	09412	TS100	WRENCH,TORQUE	EA	1
1	25	PEFZZ	5140-01-130-1503	53800	9A65141C	TOOL BOX	EA	1
5								

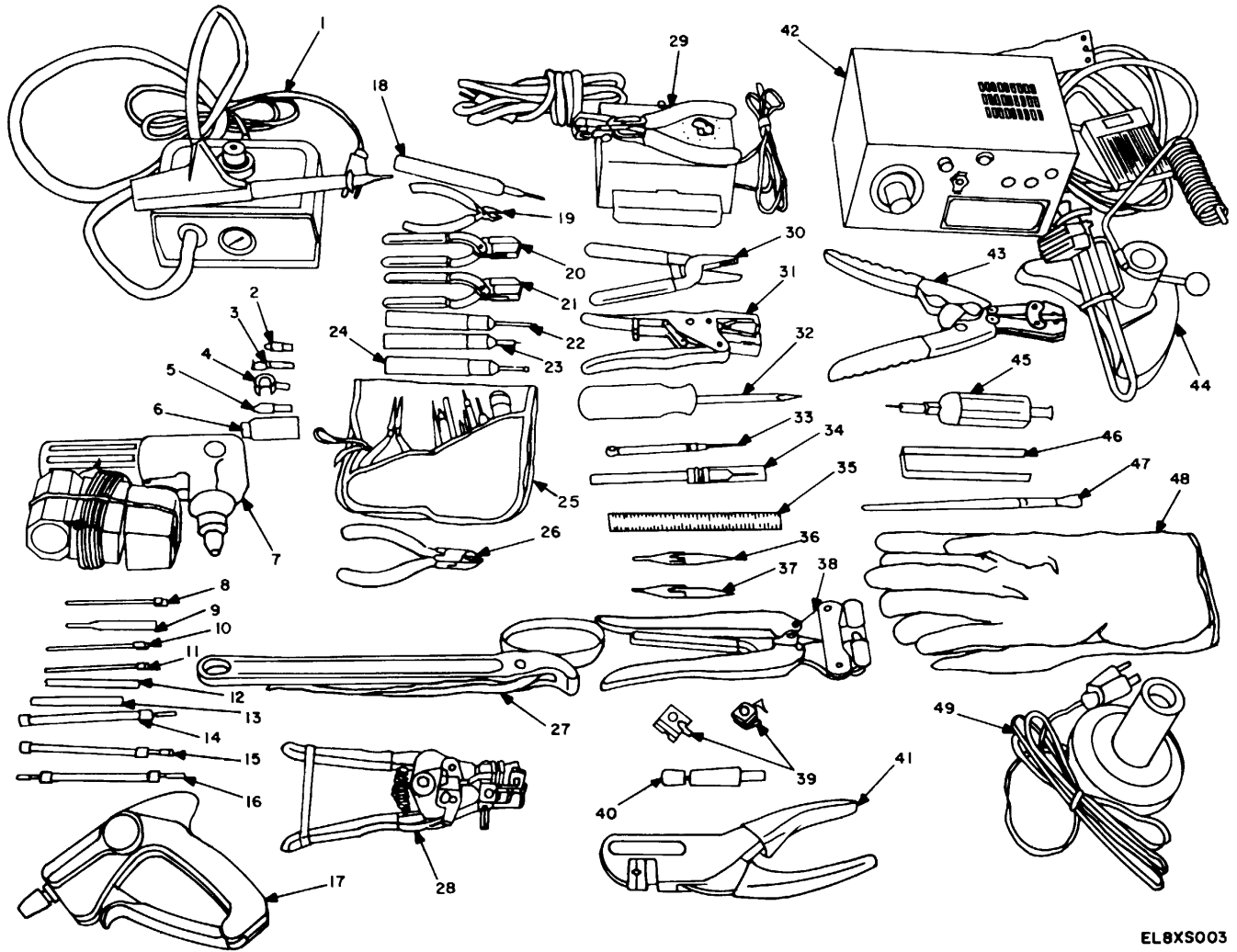
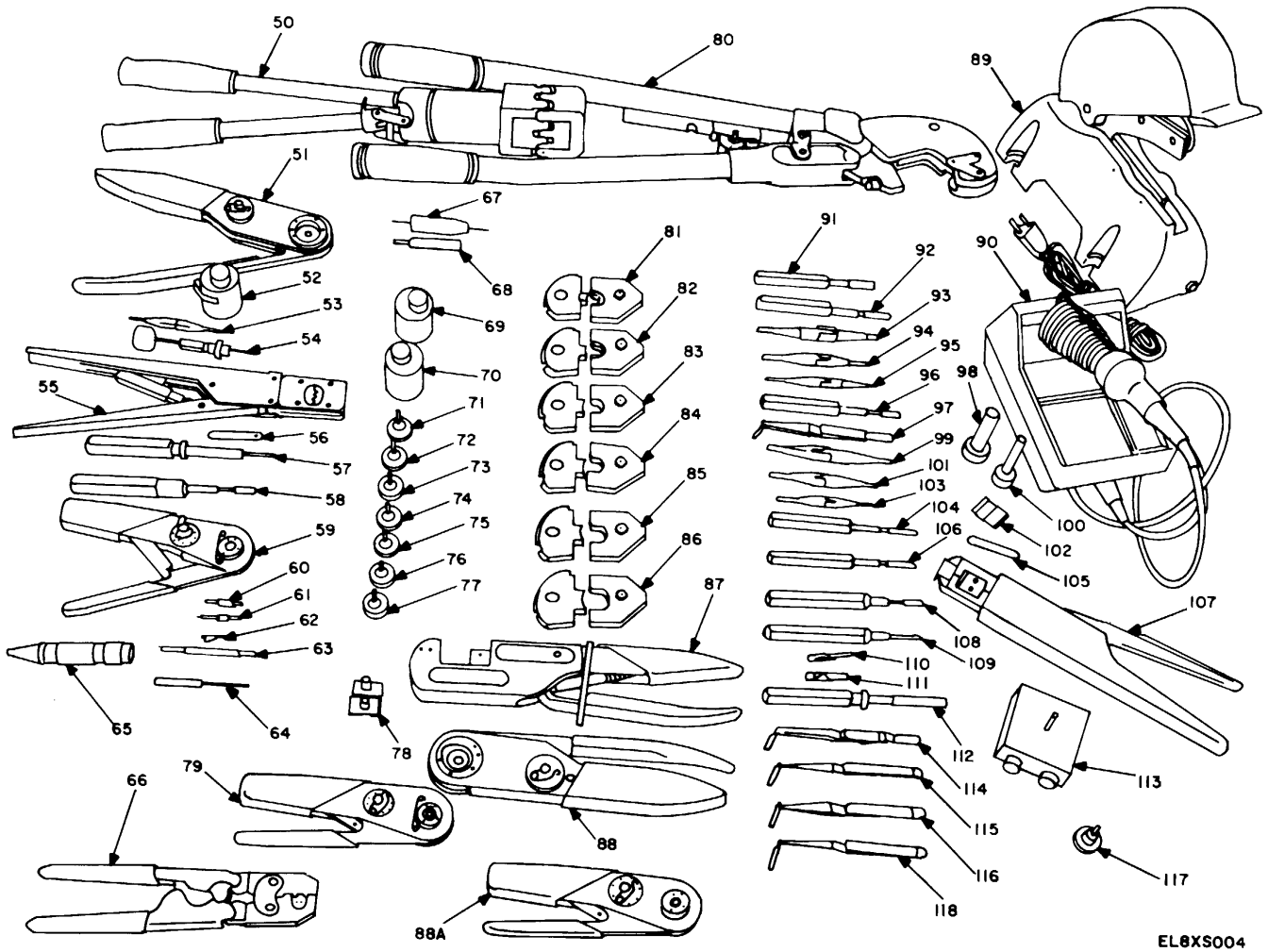


Figure 2. Wire wrap/connector SM-A-814880 (Sheet 1 of 3).



EL8XS004

Figure 2. Wire wrap/connector SM-A-814880 (Sheet 2 of 3).

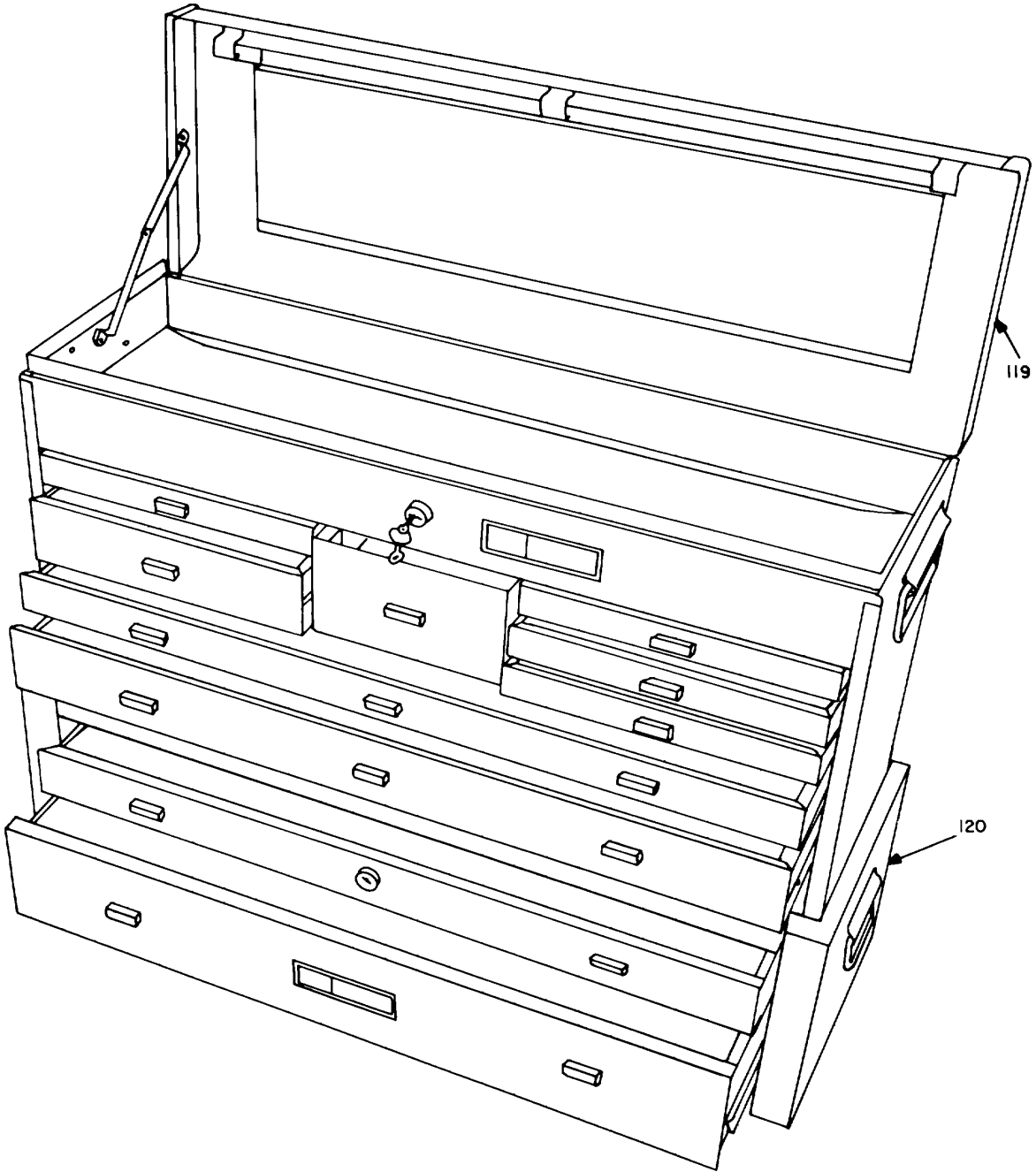


Figure 2. Wire wrap/connector SM-a-814880 (Sheet 3 of 3).

SECTION II

(1) ILLUSTRATION		(2)	(3)	(4)	(5)	(6)	(7)	(8)
(a) FIG NO.	(b) ITEM NO.	SMR CODE	NATIONAL STOCK NUMBER	FSCM	PART NUMBER	DESCRIPTION USABLE ON CODE	U/M	QTY INC IN UNIT
						GROUP 00 WIRE WRAP/CONNECTOR KIT SM-A-814880		
2	1	PEFZZ		06090	979710	HEAT GUN	EA	1
2	2	XBFZZ		06090	979647	NEEDLE POINT TIP	EA	1
2	3	XBFZZ	4940-00-609-4993	06090	979646	SOLDER SLEEVE REFLE	EA	1
2	4	XBFZZ		06090	979663	SLEEVE,HEAT GUN	EA	1
2	5	PEFZZ		06090	979672	LOW FLOW PIT TIP	EA	1
2	6	PEFZZ		06090	976648	BOOT&TUBING TIP	EA	1
2	7	PEFZZ		80063	SM-B-814880-200	WIRE WRAP GUN	EA	1
2	8	PEFZZ	5130-00-134-4570	24047	506445	BIT,WRAPPING TOOL	EA	1
2	9	PEFZZ	5130-00-459-4485	24047	507100	SLEEVE,ADAPTER	EA	1
2	10	PEFZZ	5130-00-731-5942	24047	519936	BIT,WIRE WRAP	EA	1
2	11	PEFZZ	5120-00-051-3857	24047	502118	BIT,WIRE WRAPPING	EA	1
2	12	PEFZZ	5130-00-987-7056	24047	512056	SLEEVE,WRAPPING TOO	EA	1
2	13	PEFZZ		04655	GD-503913	SLEEVE	EA	1
2	14	PEFZZ	5120-00-118-7075	24047	505084	UNWRAPPING TOOL,WIR	EA	1
2	15	PEFZZ		90120	509489	UNWRAPPING TOOL,WIR	EA	1
2	16	PEFZZ	5120-00-871-5882	32945	505244	UNWRAPPING TOOL,WIR	EA	1
2	17	PEFZZ	5120-00-978-3493	32945	28000AA5	WRAPPING TOOL,WIRE	EA	1
2	18	PEFZZ	5120-01-058-0206	90120	A20557-55	WIRE WRAP TOOL	EA	1
2	19	PEFZZ	5110-00-965-0974	96508	84CG	PLIERS,DIAGONAL CUT	EA	1
2	20	PEFZZ		04655	30AWG/0.014	STRIPPER,DARK GREEN	EA	1
2	21	PEFZZ		04655	26AWG/0.021	STRIPPER,ROYAL BLUE	EA	1
2	22	PAFZZ	5120-01-108-5115	31413	600-0001-000	EXTRACTION TOOL	EA	1
2	23	PEFZZ	5120-00-320-4056	23350	600-0004-000	INSERTION TOOL	EA	1
2	24	PEFZZ	5120-01-108-5117	31413	600-0007-000	INSERTION TOOL	EA	1
2	25	PEFZZ		11769	06-6323-0100-000	REPAIR KIT	EA	1
2	26	PEFZZ	5110-00-290-6209	80063	SM-B-814880-800	CUTTERS	EA	1
2	27	PEFZZ	5120-00-242-3249	50893	D170X	WRENCH,PIPE	EA	1
2	28	PEFZZ		30119	45-184B	MECHANICAL FIXED BL	EA	1
2	29	PEFZZ	3695-01-031-4231	08676	PM1056	STRIPPER,WIRE,POWER	EA	1
2	30	PEFZZ		30119	45-125T-7	DIE TYPE STRIPPER	EA	1
2	31	PEFZZ	5110-00-370-7942	59730	ABMK-1	STRIPPER,WIRE,HAND	EA	1
2	32	PEFZZ	5120-01-018-2921	96508	R144	SCREWDRIVER,FLAT TI	EA	1
2	33	PEFZZ		57163	A70A	PICK TOOL	EA	1
2	34	PEFZZ	5110-00-111-6416	99941	1SGK	KNIFE,CRAFTSMAN'S	EA	1
2	35	PEFZZ		04655	308	SCALE 6"	EA	1
2	36	PEFZZ	5120-00-018-0535	96906	MS27534-20	INSTALLING AND REMO	EA	1
2	37	PEFZZ	5120-00-018-0575	81349	M81969/14-01	INSTALLING AND REMO	EA	1
2	38	XDFZZ	5120-01-004-3993	00779	45707-2	CRIMPING TOOL,TERMI	EA	1
2	39	PEFZZ		00779	69231-2	DIE,INSERT	EA	1

SECTION II

TM 11-5805-740-30P/EE119-AC-PLL-010/E154 TTC-TYC-39/TO 31W2-2TTC-39-94

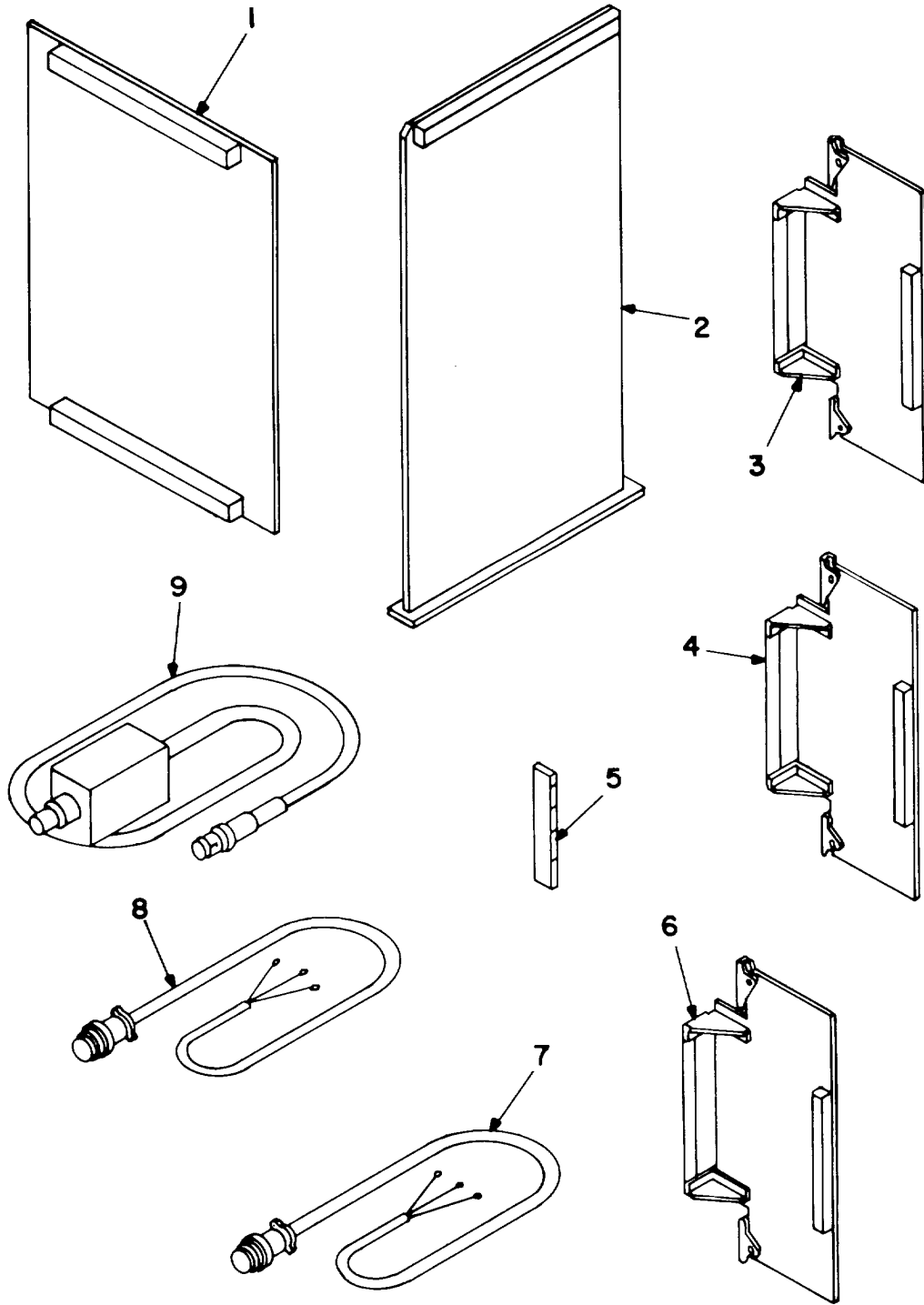
(1) ILLUSTRATION		(2)	(3)	(4)	(5)	(6)	(7)	(8)
(a) FIG NO.	(b) ITEM NO.	SMR CODE	NATIONAL STOCK NUMBER	FSCM	PART NUMBER	DESCRIPTION USABLE ON CODE	U/M	QTY INC IN UNIT
2	40	PEFZZ	5120-01-019-4102	00779	305141-4	EXTRACTION TOOL.....	EA	1
2	41	PEFZZ		00779	WT414	CRIMPING TOOL,ERMI.....	EA	1
2	42	PEFZZ		04655	H303CD	THERMAL STRIPPER.....	EA	1
2	43	PEFZZ	5120-00-142-5382	14195	8601-51	CRIMPING TOOL,TERMI.....	EA	1
2	44	PEFZZ		04655	024-10-14	WISE/WIRE ROPE SPLI.....	EA	1
2	45	PEFZZ	5120-00-177-9397	14195	8601-61	TOOL,CONTACT EXTRAC.....	EA	1
2	46	PEFZZ	5120-00-018-1528	14195	8601-71	INSTALLING TOOL,ELE.....	EA	1
2	47	PEFZZ		81853	1122-8	BRUSH,ARTIST'S.....	EA	1
2	48	PEFZZ		73801	727	GLOVES,CHEMICAL AND.....	EA	1
2	49	PEFZZ		04655	945	SOLDER PUT.....	EA	1
2	50	PEFZZ	5120-00-853-4513	00779	59974-1	CRIMPING TOOL,TERMI.....	EA	1
2	51	PEFZZ	5120-01-016-6620	13499	359-8101-010	CRIMPING TOOL,TERMI.....	EA	2
2	52	PEFZZ	5120-00-016-6382	81349	M22520/1-02	TURRET HEAD ASSEMBL.....	EA	2
2	53	PEFZZ	5120-00-116-7457	96906	MS3447-20	INSTALLING TOOL,CON.....	EA	1
2	54	PEFZZ	5120-00-148-9843	81349	M81969/30-05	PROBE,EXTRACTOR,ELE.....	EA	1
2	55	PEFZZ	5120-00-117-4623	00779	90202-2	CRIMPING TOOL,TERMI.....	EA	1
2	56	PEFZZ	5120-00-006-9966	00779	91052-1	REMOVAL TOOL,CONNEC.....	EA	1
2	57	PEFZZ	5120-00-133-0097	81349	M81969/19-01	REMOVAL TOOL,CONNEC.....	EA	1
2	58	PEFZZ	5120-01-042-0997	81349	M81969/17-01	INSTALLING TOOL,CON.....	EA	1
2	59	PEFZZ	5120-00-165-3910	81349	M22520/2-01	CRIMPING TOOL,TERMI.....	EA	1
2	60	PEFZZ	5120-00-459-4488	98278	4990373-1	HANDLE,INSTALLING A.....	EA	1
2	61	PEFZZ	5120-00-133-0061	98278	4990373-11	INSTALLING TOOL,CON.....	EA	1
2	62	PEFZZ	5120-00-459-4490	91886	4990373-20	REMOVAL TOOL.....	EA	1
2	63	PEFZZ	5120-00-124-3905	98278	4990373-10	TIP,INSTALLING TOOL.....	EA	1
2	64	PEFZZ	5120-01-166-6494	04655	00-1358710	EXTRACTION TOOL.....	EA	1
2	65	PEFZZ	5120-01-168-0984	04655	00-1358709	EXTRACTION TOOL.....	EA	1
2	66	PEFZZ	5120-01-019-0812	71468	CCT-DL	CRIMPING TOOL,TERMI.....	EA	1
2	67	PEFZZ	5120-01-019-0803	71468	CET-DL-2	REMOVAL TOOL,CONNEC.....	EA	1
2	68	PEFZZ	5120-01-162-9472	71468	CET-ECP	EXTRACTOR TOOL.....	EA	1
2	69	PEFZZ	5120-00-016-7582	81349	M22520/1-04	TURRET HEAD ASSEMBL.....	EA	1
2	70	PEFZZ	5120-00-016-7654	81349	M22520/1-08	TURRET HEAD ASSEMBL.....	EA	1
2	71	PEFZZ	5120-00-165-3913	81349	M22520/2-02	CONTACT POSITIONER.....	EA	1
2	72	PEFZZ	5120-00-016-7657	81349	M22520/2-03	CONTACT POSITIONER.....	EA	1
2	73	PEFZZ	5120-00-017-3809	81349	M22520/2-06	CONTACT POSITIONER.....	EA	1
2	74	PEFZZ	5120-00-017-3827	81349	M22520/2-07	CONTACT POSITIONER.....	EA	1
2	75	PEFZZ	5120-00-017-3921	81349	M22520/2-08	CONTACT POSITIONER.....	EA	1
2	76	PEFZZ	5120-00-017-3927	81349	M22520/2-09	CONTACT POSITIONER.....	EA	1
2	77	PEFZZ	5120-00-017-3932	81349	M22520/2-10	CONTACT POSITIONER.....	EA	1
2	78	PEFZZ	5120-01-068-0745	00779	90222-6	CRIMPING TOOL,TERMI.....	EA	1
2	79	PEFZZ	5120-00-133-0534	81349	M22520/5-03	DIE,CRIMPING TOOL.....	EA	1

(1) ILLUSTRATION		(2)	(3)	(4)	(5)	(6) DESCRIPTION	(7)	(8)
(a) FIG NO.	(b) ITEM NO.	SMR CODE	NATIONAL STOCK NUMBER	FSCM	PART NUMBER	USABLE ON CODE	U/M	QTY INC IN UNIT
2	80	PEFZZ	5120-01-018-6729	59730	WT-117S	CRIMPING TOOL,ELECT.....	EA	1
2	81	PEFZZ		59730	11821	POSITIONER.....	EA	1
2	82	PEFZZ		59730	11822	POSITIONER.....	EA	1
2	83	PEFZZ		59730	11823	POSITIONER.....	EA	1
2	84	PEFZZ		59730	11824	POSITIONER.....	EA	1
2	85	PEFZZ		59730	11825	POSITIONER.....	EA	1
2	86	PEFZZ		59730	11827	POSITIONER.....	EA	1
2	87	PEFZZ	5120-00-132-6913	11851	MX4	CRIMPING TOOL,TERMI.....	EA	1
2	88	PEFZZ	5120-00-133-0618	81349	M22520/5-23	DIE,CRIMPING TOOL.....	EA	1
2	88A	PEFZZ	5120-00-133-1747	81349	M22520/7-01	CRIMPING TOOL,TERMI.....	EA	1
2	89	PEFZZ	5110-01-118-6260	30119	45-048	CUTTER,CABLE WIRE.....	EA	1
2	90	PEFZZ		97049	WTC-CPN	SOLDERING STATION.....	EA	1
2	91	PEFZZ	5120-00-005-8054	81349	M81969/2-02	INSTALLING TOOL,CON.....	EA	1
2	92	PEFZZ	5120-00-177-7028	81349	M81969/2-01	INSTALLING TOOL,CON.....	EA	1
2	93	PEFZZ	5120-00-157-3138	81349	M81969/14-04	INSTALLING AND REMO.....	EA	1
2	94	PEFZZ	5120-00-915-4588	81349	M81969/14-03	INSTALLING AND REMO.....	EA	1
2	95	PEFZZ	5120-00-230-3770	96906	MS18278-1	INSTALLING AND REMO.....	EA	1
2	96	PEFZZ	5120-00-079-4598	96906	MS24256-A20	INSERTION TOOL.....	EA	1
2	97	PEFZZ	5120-00-409-5206	81349	M81969/8-08	REMOVAL TOOL,CONNEC.....	EA	1
2	98	PEFZZ		96906	MS90562-3	REMOVAL TOOL,CONNEC.....	EA	1
2	99	PEFZZ	5120-01-111-6895	96906	MS257534-12	INSTALLING AND REMO.....	EA	1
2	100	PEFZZ	5120-01-144-4495	96906	MS90562-6	REMOVAL TOOL,CONNEC.....	EA	1
2	101	PEFZZ	5120-01-075-3111	96906	MS27534-16	INSTALLING AND REMO.....	EA	1
2	102	PEFZZ	5120-01-163-4729	00779	91048-1	EXTRACTION TOOL.....	EA	1
2	103	PEFZZ	5120-01-006-6253	81349	M83723/31-20	INSTALLING AND REMO.....	EA	1
2	104	PEFZZ	5120-00-133-0149	81349	M81969/3-06	REMOVAL TOOL,CONNEC.....	EA	1
2	105	PEFZZ		00779	91093-1	EXTRACTION TOOL.....	EA	1
2	106	PEFZZ	5120-00-177-7095	81349	M81969/3-05	REMOVAL TOOL,CONNEC.....	EA	1
2	107	PEFZZ	5120-00-124-5439	22526	HT-95	CRIMPING TOOL,TERMI.....	EA	1
2	108	PEFZZ	5120-00-133-0096	96906	MS3344-20	REMOVAL TOOL,CONNEC.....	EA	1
2	109	PEFZZ	5120-00-177-7029	81349	M81969/3-01	REMOVAL TOOL,CONNEC.....	EA	1
2	110	PEFZZ	5120-00-148-9843	81349	M81969/30-05	PROBE,EXTRACTOR,ELE.....	EA	1
2	111	PEFZZ	5120-00-148-9845	81349	M81969/30-07	PROBE,EXTRACTOR,ELE.....	EA	1
2	112	PEFZZ	5120-00-079-4601	96906	MS24256-R20	REMOVAL TOOL.....	EA	1
2	113	PEFZZ		51398	3752530-01	TOOL KIT.....	EA	1
2	114	PEFZZ	5120-00-018-0529	81349	M81969/8-07	INSTALLING TOOL,CON.....	EA	1
2	115	PEFZZ	5120-00-146-6558	81349	M81969/8-02	REMOVAL TOOL,CONNEC.....	EA	1
2	116	PEFZZ		96906	MS27495R22D	REMOVAL TOOL,CONNEC.....	EA	1
2	117	PEFZZ		81349	M22520/0702	CRIMPING TOOL,TERMI.....	EA	1
2	118	PEFZZ	5120-00-177-6966	81349	M81969/8-06	REMOVAL TOOL,CONNEC.....	EA	1

SECTION II

TM 11-5805-740-30P/EE119-AC-PLL-010/E154 TTC-TYC-39/TO 31W2-2TTC-39-94

(1) ILLUSTRATION		(2)	(3)	(4)	(5)	(6)	(7)	(8)
(a) FIG NO.	(b) ITEM NO.	SMR CODE	NATIONAL STOCK NUMBER	FSCM	PART NUMBER	DESCRIPTION USABLE ON CODE	U/M	QTY INC IN UNIT
2	119	PEFZZ		53800	9A65228L	TOOL CHEST.....	EA	1
2	120	PEFZZ		53800	9A65322C	2 DWR ADD-ON.....	EA	1
12/(13 BLANK)								



EL8XS006

Figure 3. GSE kit, IL SM-A-814889.

SECTION II

(1) ILLUSTRATION		(2)	(3)	(4)	(5)	(6) DESCRIPTION	(7)	(8)
(a) FIG NO.	(b) ITEM NO.	SMR CODE	NATIONAL STOCK NUMBER	FSCM	PART NUMBER	USABLE ON CODE	U/M	QTY INC IN UNIT
						GROUP 00 GSE KIT,IL SM-A-814889		
3	1	PEFZZ	5999-01-139-5286	12692	05-035-670-1	EXTENDER CARD,ELECT	EA	1
3	2	PEFZZ		80063	SM-A-810558	EXTENDER CARD,ELECT	EA	1
3	3	PAOZZ	5805-01-129-1328	96682	464-1052-1	MAGNETIC TAPE TRANS.....	EA	1
3	4	PAOZZ	5805-01-129-1329	96682	465-1052-1	MAGNETIC TAPE TRANS.....	EA	1
3	5	PFFZZ	5123-01-071-6266	54418	461379	TOOL,HAMMER ALIGNME	EA	1
3	6	PAOZZ	5805-01-130-1502	96682	467-1052-1	MAGNETIC TAPE TRANS.....	EA	1
3	7	XBFZZ		04655	09-1368944	CABLE ASSEMBLY SPEC	EA	1
3	8	XBFZZ		04655	09-1368942	CABLE ASSEMBLY SPEC	EA	1
3	9	XBFZZ		04655	09-1368946	CABLE ASSEMBLY RADI	EA	1
15								

TM 11-5805-740-30P/EE119-AC-PLL-010/E154 TTC-TYC-39/TO 31W2-2TTC-39-94

SECTION IV

NATIONAL STOCK NUMBER INDEX AND PART NUMBER INDEX

NOTE: LATEST NATIONAL STOCK NUMBER AND PART NUMBER ASSIGNMENTS ARE INCLUDED AT END OF INDEX.

STOCK NUMBER	FIGURE NO.	ITEM NO.	STOCK NUMBER	FIGURE NO.	ITEM NO.
5120-00-005-8054	2	91	5120-00-240-8703	1	22
5120-00-006-9966	2	56	5120-00-242-3249	2	27
5120-00-016-6382	2	52	7035-00-264-7473	1	8
5120-00-016-7582	2	69	5210-00-274-2857	1	18
5120-00-L016-765	2	10	5110-C0-290-6209	2	26
5120-00-016-7657	2	72	5120-00-320-4056	2	23
5120-00-017-3809	2	73	5120-00-322-6231	1	3
5120-00-017-3827	2	74	5110-00-370-7942	2	31
5120-00-017-3921	2	75	5120-00-409-5206	2	97
5120-00-017-3927	2	76	5130-00-459-4485	2	9
5120-00-017-3932	2	77	5120-00-459-4488	2	60
5120-00-018-0529	2	114	5120-00-459-4490	2	62
5120-00-018-0535	2	36	4940-00-609-4993	2	3
5120-00-018-0575	2	37	5130-00-731-5942	2	10
5120-00-018-1528	2	46	5120-00-853-4513	2	50
5120-00-051-3857	2	11	5120-00-871-5882	2	16
5120-00-079-4598	2	96	5120-00-915-4588	2	94
5120-00-079-4601	2	112	6635-00-918-5033	1	17
6635-00-087-9500	1	4	5120-00-943-0941	1	24
5120-00-104-1777	1	15	5110-00-965-0974	2	19
5110-00-111-6416	2	34	5120-00-978-3493	2	17
5120-00-116-71457	2	53	5130-00-987-7056	2	12
5120-00-117-3570	1	19	5120-01-004-3993	2	38
5120-00-117-4623	2	55	5120-01-006-6253	2	103
5120-00-118-1075	2	14	5120-01-010-5502	1	13
5120-00-124-3905	2	63	5120-01-016-6620	2	51
5120-00-124-5439	2	107	5120-01-018-2921	2	32
5120-00-132-6913	2	87	5120-01-018-6729	2	80
5120-00-133-0061	2	61	5120-01-019-0803	2	67
5120-00-133-0096	2	108	5120-01-019-0812	2	66
5120-00-133-0097	2	57	5120-01-019-4102	2	40
5120-00-133-0149	2	104	3695-01-031-4231	2	29
5120-00-133-0534	2	79	5180-01-034-8231	1	12
5120-00-133-0618	2	88	5120-01-042-0997	2	58
5120-00-133-1747	2	88A	5120-01-058-0206	2	18
5130-00-134-4510	2	8	5120-01-068-0745	2	78
5120-00-142-5382	2	43	5120-01-071-6268	3	5
5120-00-144-5207	1	7	5120-01-075-3111	2	101
5120-00-146-6558	2	115	5120-01-108-5115	2	22
5120-00-148-9843	2	54	5120-01-108-5117	2	24
5120-00-148-9843	2	110	5120-01-111-6895	2	99
5120-00-148-9845	2	111	5120-01-118-3219	1	14
5120-00-157-3138	2	93	5110-01-118-6260	2	89
5120-00-165-3910	2	59	5805-01-129-1328	3	3
5120-00-165-3913	2	71	5805-01-129-1329	3	4
5120-00-177-6966	2	118	5805-01-130-1502	3	6
5120-00-177-7028	2	92	5140-01-130-1503	1	25
5120-00-177-7029	2	109	5999-01-139-5286	3	1
5120-00-177-7095	2	106	5120-01-144-4495	2	100
5120-00-177-9397	2	45	5120-01-162-9472	2	68
512-00-0164-8398	1	16	5120-01-163-4729	2	102
5120-00-199-7768	1	9	5120-01-166-6494	2	64
5120-00-224-9219	1	23	5120-01-168-0984	2	65
5120-00-230-3170	2	95			

FSCM	PART NUMBER	FIGURE NO.	ITEM NO.	FSCM	PART NUMBER	FIGURE NO.	ITEM NO.
59730	ABMK-1	2	31	96906	M53344-20	2	108
90120	A20557-55	2	18	96906	MS3447-20	2	53
57163	A70A	2	33	96906	M590562-3	2	98
71468	CCT-DL	2	66	96906	MS90562-6	2	100
71468	CET-DL-2	2	61	11851	MX4	2	87
71468	CET-ECP	2	68	81349	M22520/0702	2	117
50893	D170X	2	27	81349	M22520/1-02	2	52
04655	D24-10-14	2	44	81349	M22520/1-04	2	69
04655	GD-503913	2	13	81349	M22520/1-08	2	70
22526	HT-95	2	107	81349	M22520/2-01	2	59
04655	H303CD	2	42	81349	M22520/2-02	2	71
96508	LN27	1	15	81349	M22520/2-03	2	72
96508	LN28	1	14	81349	M22520/2-06	2	73
11710	LP36	1	17	81349	M22520/2-07	2	74
96906	MS18278-1	2	95	81349	M22520/2-08	2	75
96906	MS24256-A20	2	96	81349	M22520/2-09	2	76
96906	MS24256-R20	2	112	81349	M2252012-10	2	71
96906	MS27495R22D	2	116	81349	M22520/5-03	2	79
96906	MS27534-12	2	99	81349	M22520/5-23	2	88
96906	MS27534-16	2	101	81349	M22520/7-01	2	88A
96906	MS27534-20	2	36	81349	M81969/14-01	2	37

SECTION IV

NATIONAL STOCK NUMBER AND PART NUMBER INDEX

FSCM	PART NUMBER	FIGURE NO.	ITEM NO.	FSCM	PART NUMBER	FIGURE NO.	ITEM NO.
81349	M81969/14-03	2	94	308174	352605	1	8
81349	M81969/14-04	2	93	13499	359-8101-010	2	51
81349	M81969/17-01	2	58	51398	3752530-01	2	113
81349	M81969/19-01	2	57	30119	45-048	2	89
81349	M81969/2-01	2	92	30119	45-125T-7	2	30
81349	M81969/2-02	2	91	30119	45-1848	2	28
81349	M81969/3-01	2	109	00779	45707-2	2	38
81349	M81969/3-05	2	106	54418	461379	3	5
81349	M81969/3-06	2	104	96682	464-1052-1	3	3
81349	M81969/30-05	2	54	96682	465-1052-1	3	4
81349	M81969/30-05	2	110	96682	467-1052-1	3	6
81349	M81969/30-07	2	111	98278	4990373-1	2	60
81349	M81969/8-02	2	115	98278	4990373-10	2	63
81349	M81969/8-06	2	118	98278	4990373-11	2	61
81349	M81969/8-07	2	114	91886	4990373-20	2	62
81349	M81969/8-08	2	97	24047	502118	2	11
81349	M83723/31-20	2	103	24047	505084	2	14
08676	PN1056	2	29	32945	505244	2	16
96508	R144	2	32	24047	506445	2	8
80063	SM-A-810558	3	2	24047	507100	2	9
80063	SM-B-814880-200	2	7	90120	509489	2	15
80063	SM-B-814880-800	2	26	24047	512056	2	12
80063	SM-B-814891-110	1	1	24047	519936	2	10
80063	SM-B-814891-120	1	2	30106	529-10	1	19
80063	SM-B-814891-1300	1	16	00779	59974-1	2	50
80063	SM-B-814891-1904	1	7	31413	600-0001-000	2	22
80063	SM-B-814891-1905	1	9	23350	600-0004-000	2	23
80063	SM-B-814891-210	1	23	31413	600-0007-000	2	24
80063	SM-B-814891-220	1	22	57163	66	1	18
80063	SM-B-814891-230	1	21	00779	69231-2	2	39
80063	SM-B-814891-500	1	3	11710	719-5	1	4
80063	SM-B-814891-700	1	20	73801	727	2	48
09412	TS100	1	24	04655	81-1360154	1	6
59730	WT-117S	2	80	04655	81-1360155	1	5
97049	WTC-CPN	2	90	96508	84CG	2	19
00779	WT414	2	41	14195	8601-51	2	43
04655	00-1358709	2	65	14195	8601-61	2	45
04655	00-1358710	2	64	14195	8601-71	2	46
12692	05-035-670-1	3	1	53800	9A65141C	1	25
11769	06-6323-0100-000	2	25	53800	9A65228L	2	119
04655	09-1368942	3	8	53800	9A65322C	2	120
04655	09-1368944	3	7	00779	90202-2	2	55
04655	09-1368946	3	9	00779	90222-6	2	78
99941	1SGK	2	34	00779	91048-1	2	102
81853	1122-8	2	47	00779	91052-1	2	56
59730	11821	2	81	00779	91093-1	2	105
59730	11822	2	82	04655	945	2	49
59730	11823	2	83	06090	976648	2	6
59730	11824	2	84	06090	979646	2	3
59730	11825	2	85	06090	979647	2	2
59730	11827	2	86	06090	979663	2	4
04655	26AWG/0.021	2	21	06090	979672	2	5
32945	28000AA5	2	17	06090	979710	2	1
04655	30AWG/0.014	2	20	96508	99-4-R	1	13
00779	305141-4	2	40	96508	99MP	1	12
04655	308	2	35				

LATEST PART NUMBER ASSIGNMENTS

FSCM	PART NUMBER	FIGURE NO.	ITEM NO.
80063	SM-B-814891-1600	1	11
80063	SM-B-814891-1700	1	10

By Order of the Secretaries of the Army, the Navy and the Air Force:

Official:

ROBERT M. JOYCE
*Major General United States Army
The Adjutant General*

JOHN A. WICKMAN JR.
*General, United States Army
Chief of Staff*

Official:

JAMES P. MULLINS
*General USAF Commander, Air Force
Logistics Command*

G. B. SCHICK, JR.
*Rear Admiral, United States Navy
Commander, Naval Electronic
Systems Command*

CHARLES A. GABRIEL
*General, USAF
Chief of Staff*

DISTRIBUTION:

To be distributed in accordance with DA Form 12-51A-1 requirements for AN/TTC-39 and AN/TYC-39.

RECOMMENDED CHANGES TO EQUIPMENT TECHNICAL MANUALS



THEN... JOT DOWN THE DOPE ABOUT IT ON THIS FORM, TEAR IT OUT, FOLD IT AND DROP IT IN THE MAIL!

SOMETHING WRONG WITH THIS MANUAL?

FROM: (YOUR UNIT'S COMPLETE ADDRESS)

DATE

PUBLICATION NUMBER

TM 11-6625-636-24P

DATE

31 Oct 78

TITLE CONVERTER, FREQUENCY,
ELECTRONIC AN/ARM-69

BE EXACT... PIN-POINT WHERE IT IS

PAGE NO.	PARA-GRAPH	FIGURE NO.	TABLE NO.

IN THIS SPACE TELL WHAT IS WRONG AND WHAT SHOULD BE DONE ABOUT IT:

TEAR ALONG DOTTED LINE

TYPED NAME, GRADE OR TITLE, AND TELEPHONE NUMBER

SIGN HERE:

DA FORM 2028-2
1 AUG 74

P.S.--IF YOUR OUTFIT WANTS TO KNOW ABOUT YOUR MANUAL "FIND" MAKE A CARBON COPY OF THIS AND GIVE IT TO YOUR HEADQUARTERS.

The Metric System and Equivalents

Linear Measure

1 centimeter = 10 millimeters = .39 inch
 1 decimeter = 10 centimeters = 3.94 inches
 1 meter = 10 decimeters = 39.37 inches
 1 dekameter = 10 meters = 32.8 feet
 1 hectometer = 10 dekameters = 328.08 feet
 1 kilometer = 10 hectometers = 3,280.8 feet

Weights

1 centigram = 10 milligrams = .15 grain
 1 decigram = 10 centigrams = 1.54 grains
 1 gram = 10 decigrams = .035 ounce
 1 dekagram = 10 grams = .35 ounce
 1 hectogram = 10 dekagrams = 3.52 ounces
 1 kilogram = 10 hectograms = 2.2 pounds
 1 quintal = 100 kilograms = 220.46 pounds
 1 metric ton = 10 quintals = 1.1 short tons

Liquid Measure

1 centiliter = 10 milliliters = .34 fl. ounce
 1 deciliter = 10 centiliters = 3.38 fl. ounces
 1 liter = 10 deciliters = 33.81 fl. ounces
 1 dekaliter = 10 liters = 2.64 gallons
 1 hectoliter = 10 dekaliters = 26.42 gallons
 1 kiloliter = 10 hectoliters = 264.18 gallons

Square Measure

1 sq. centimeter = 100 sq. millimeters = .155 sq. inch
 1 sq. decimeter = 100 sq. centimeters = 15.5 sq. inches
 1 sq. meter (centare) = 100 sq. decimeters = 10.76 sq. feet
 1 sq. dekameter (are) = 100 sq. meters = 1,076.4 sq. feet
 1 sq. hectometer (hectare) = 100 sq. dekameters = 2.47 acres
 1 sq. kilometer = 100 sq. hectometers = .386 sq. mile

Cubic Measure

1 cu. centimeter = 1000 cu. millimeters = .06 cu. inch
 1 cu. decimeter = 1000 cu. centimeters = 61.02 cu. inches
 1 cu. meter = 1000 cu. decimeters = 35.31 cu. feet

Approximate Conversion Factors

To change	To	Multiply by	To change	To	Multiply by
inches	centimeters	2.540	ounce-inches	newton-meters	.007062
feet	meters	.305	centimeters	inches	.394
yards	meters	.914	meters	feet	3.280
miles	kilometers	1.609	meters	yards	1.094
square inches	square centimeters	6.451	kilometers	miles	.621
square feet	square meters	.093	square centimeters	square inches	.155
square yards	square meters	.836	square meters	square feet	10.764
square miles	square kilometers	2.590	square meters	square yards	1.196
acres	square hectometers	.405	square kilometers	square miles	.386
cubic feet	cubic meters	.028	square hectometers	acres	2.471
cubic yards	cubic meters	.765	cubic meters	cubic feet	35.315
fluid ounces	milliliters	29.573	cubic meters	cubic yards	1.308
pints	liters	.473	milliliters	fluid ounces	.034
quarts	liters	.946	liters	pints	2.113
gallons	liters	3.785	liters	quarts	1.057
ounces	grams	28.349	liters	gallons	.264
pounds	kilograms	.454	grams	ounces	.035
short tons	metric tons	.907	kilograms	pounds	2.205
pound-feet	newton-meters	1.356	metric tons	short tons	1.102
pound-inches	newton-meters	.11296			

Temperature (Exact)

°F Fahrenheit temperature 5/9 (after subtracting 32) Celsius temperature °C

PIN: 055534-000

This fine document...

Was brought to you by me:



[Liberated Manuals -- free army and government manuals](#)

Why do I do it? I am tired of sleazy CD-ROM sellers, who take publicly available information, slap “watermarks” and other junk on it, and sell it. Those masters of search engine manipulation make sure that their sites that sell free information, come up first in search engines. They did not create it... They did not even scan it... Why should they get your money? Why are not letting you give those free manuals to your friends?

I am setting this document FREE. This document was made by the US Government and is NOT protected by Copyright. Feel free to share, republish, sell and so on.

I am not asking you for donations, fees or handouts. If you can, please provide a link to liberatedmanuals.com, so that free manuals come up first in search engines:

<A HREF=<http://www.liberatedmanuals.com/>>Free Military and Government Manuals

- Sincerely
Igor Chudov
<http://igor.chudov.com/>
- [Chicago Machinery Movers](#)