

TECHNICAL MANUAL
 NO. 11-5805-727-34P-5
 TECHNICAL MANUAL
 EE119-EA-PLG-050/E110 0A9102,3,4,5
 TECHNICAL ORDER
 NO. TO 31W1-2FSC-164-5

DEPARTMENT OF THE ARMY
 THE NAVY AND THE AIR FORCE
 WASHINGTON, DC, 5 MARCH 1984

**DIRECT SUPPORT AND GENERAL SUPPORT
 MAINTENANCE REPAIR PARTS AND SPECIAL TOOLS LIST
 (INCLUDING DEPOT MAINTENANCE REPAIR PARTS AND SPECIAL TOOLS)**

FOR

ORDERWIRE-OPERATOR ACCESS UNIT TA-1021/FSC

(NSN 5805-01-158-7640)

Current as of 27 Jan. 1984

REPORTING ERRORS AND RECOMMENDING IMPROVEMENT

You can help improve this manual. If you find any mistakes or if you know of a way to improve the procedures, please let us know. Mail your letter to DA Form 2028 (Recommended Changes to Publications and Blank Form), or DA Form 2028-2 located in back of this manual direct to: Commander, US Army Communications-Electronics Command and Fort Monmouth, ATTN:DRSEL-ME-MP, Fort Monmouth, New Jersey 07703.

For Air Force, submit AFTO Form 22 (Technical Order System Publication Improvement Report and Reply) in accordance with paragraph 6-5, Section VI, T.O. 00-51. Forward direct to prime ALC/MST.

For Navy, mail comments to the Commander, Naval Electronics Systems Command, ATTN: ELEX 8122, Washington, DC 20360.

In either case, a reply will be furnished direct to you.

Table of Contents

SECTION	GROUP		Ilus Page	Figure
	I.	Introduction	1	
	II.	Repair Parts List.....	5	
	16.	Orderwire-Operator Access Unit		
		TA-1021/FSC	5	1
		1601 Local Orderwire Shelf.....	7	2
		1602 DC Power Supply	11	3
		1603 Speaker Amplifier	15	4
		1604 SF Detector and Oscillator	18	5
		1605 Handset (See Next Higher Assembly)		
		1606 Extender Card	22	6
SECTION	III.	Special Tools List (Not applicable)		
	IV.	National Stock Number and Part Number		
		Index.....	23	

SECTION I INTRODUCTION

1. Scope

This manual lists spares and repair parts; special tools; special test, measurement, and diagnostic equipment (TMDE), and other special support equipment required for performance of direct support and general support maintenance of the TA-1021/FSC. It authorizes the requisitioning and issue of spares and repair parts as indicated by the source and maintenance codes.

2. General

This Repair Parts and Special Tools List is divided into the following sections:

a. *Section II. Repair Parts List.* A list of spares and repair parts authorized for use in the performance of maintenance. The list also includes parts which must be removed for replacement of the authorized parts. Parts lists are composed of functional groups in numeric sequence, with the parts in each group listed in figure and item number sequence.

b. *Section III. Special Tools List* Not applicable.

c. *Section IV National Stock Number and Part Number Index.* A list, in National item identification number (NIIN) sequence, of all National stock numbers (NSN) appearing in the listings, followed by a list, in alphanumeric sequence, of all part numbers appearing in the listings. National stock numbers and part numbers are cross-referenced to each illustration figure and item number appearance.

3. Explanation of Columns

a. *Illustration.* This column is divided as follows:

(1) *Figure number.* Indicates the figure number of the illustration on which the item is shown.

(2) *Item number.* The number used to identify item called out in the illustration.

b. *Source, Maintenance, and Recoverability-(SMR) Codes*

(1) *Source code.* Source codes indicate the manner of acquiring support items for maintenance,

repair, or overhaul of end items. Source codes are entered in the first and second positions of the Uniform SMR Code format as follows:

Code

Definition

PA - Item procured and stocked for anticipated or known usage.

PB - Item procured and stocked for insurance purpose because essentiality dictates that a minimum quantity be available in the supply system.

PC - Item procured and stocked and which other-wise would be coded PA except that it is deteriorative in nature.

PD - Support item, excluding support equipment, procured for initial issue or outfitting and stocked only for subsequent or additional initial issues or outfitting. Not subject to automatic replenishment.

PE - Support equipment procured and stocked for initial issue or outfitting to specified maintenance repair activities.

PF - Support equipment which will not be stocked but which will be centrally procured on demand.

PG - Item procured and stocked to provide for sustained support for the life of the equipment. It is applied to and item peculiar to the equipment which, because of probable discontinuance or shutdown of production facilities, would prove uneconomical to reproduce at a later time.

KD - An item of a depot overhaul/repair kit and not purchased separately. Depot kit defined as a kit that provides items required at the time of overhaul or repair.

KF - An item of a maintenance kit and not purchased separately. Maintenance kit defined as a kit that provides an item that can be replaced at organizational or intermediate levels of maintenance.

<i>Code</i>	<i>Definition</i>
KB	Item included in both a depot overhaul/ repair kit and a maintenance kit.
MO	Item to be manufactured or fabricated at organizational level.
MF	Item to be manufactured or fabricated at the direct support maintenance level.
MH	Item to be manufactured or fabricated at the general support maintenance level
MD	Item to be manufactured or fabricated at the depot maintenance level.
AO	Item to be assembled at organizational level.
AF	Item to be assembled at direct support maintenance level.
AH	Item to be assembled at general support maintenance level.
AD	Item to be assembled at depot maintenance level.
XA	Item is not procured or stocked because the requirements for the item will result in the replacement of the next higher assembly.
XB	Item is not procured or stocked. If not available through salvage, requisition.
XC	Installation drawing, diagram, instruction sheet, field service drawing, that is identified by manufacturer's part number.
XD	A support item that is not stocked. When required, item will be procured through normal supply channels.

NOTE

Cannibalization or salvage may be used as a source of supply for any items source coded above except those coded XA and aircraft support items as restricted by AR 750-1.

(2) Maintenance code. Maintenance codes are assigned to indicate the levels of maintenance authorized to USE and REPAIR support items. The maintenance codes are entered in the third and fourth positions of the Uniform SMR Code format as follows:

(a) The maintenance code entered in the third position will indicate the lowest maintenance level authorized to remove, replace, and use the support item. The maintenance code entered in the third position will indicate one of the following levels of maintenance:

<i>Code</i>	<i>Application/Explanation</i>
C	Crew or operator maintenance performed within organizational maintenance.
O	Support item is removed, replaced, used at the organizational level.

F- Support item is removed, replaced, used at the direct support level.

<i>Code</i>	<i>Application/Explanation</i>
H	Support item is removed, replaced, used at the general support level.
D	Support items that are removed, replaced, used at depot, mobile depot, specialized repair activity only.

(b) The maintenance code entered in the fourth position indicates whether the item is to be repaired and identifies the lowest maintenance level with the capability to perform complete repair (i.e., all authorized maintenance functions). This position will contain one of the following maintenance codes:

<i>Code</i>	<i>Application/Explanation</i>
O	The lowest maintenance level capable of complete repair of the support item is the organizational level.
F	The lowest maintenance level capable of complete repair of the support item is the direct support level.
H	The lowest maintenance level capable of complete repair of the support item is the general support level.
D	The lowest maintenance level capable of complete repair of the support item is the depot level.
L	Repair restricted to designated specialized repair activity.
Z	Nonreparable. No repair is authorized.
B	No repair is authorized. The item may be reconditioned by adjusting, lubricating, etc., at the user level. No parts or special tools are procured for the maintenance of this item.

(3) *Recoverability code.* Recoverability codes are assigned to support items to indicate the disposition action on unserviceable items. The recoverability code is entered in the fifth position of the Uniform SMR Code format as follows:

<i>Recoverability Codes</i>	<i>Definition</i>
Z	Nonreparable item. When unserviceable, condemn and dispose at the level indicated in position 3.
O	Reparable item. When uneconomically repairable, condemn and dispose at organizational level.
F	Reparable item. When uneconomically repairable, condemn and dispose at the direct support level.
H	Reparable item. When uneconomically repairable, condemn and dispose at the direct support level.

*Recoverability
Codes*

Definition

D- Repairable item. When beyond lower level repair capability, return to depot. Condemnation and disposal not authorized below depot level.

L- Repairable item. Repair, condemnation, and disposal not authorized below depot/ specialized repair activity level.

A- Item requires special handling or condemnation procedures because of specific reasons (i.e., precious metal content, high dollar value, critical material or hazardous material). Refer to appropriate manuals/directives for specific instructions.

c. *National Stock Number*. Indicates the National stock number assigned to the item and will be used for requisitioning purposes.

d. *Federal Supply Code for Manufacturer (FSCM)*. The FSCM is a 5-digit numeric code listed in SB 708-41/42 which is used to identify the manufacturer, distributor, or Government agency, etc.

e. *Part Number*. Indicates the primary number used by the manufacturer (individual, company, firm, corporation, or Government activity), which controls the design and characteristics of the item by means of its engineering drawings, specifications, standards, and inspection requirements to identify an item or range of items.

NOTE

When a stock numbered item is requisitioned, the repair par received may have a different part number than the part being replaced.

f. *Description*. Indicates the Federal item name and, if required, a minimum description to identify the item.

g. *Unit of Measure (U/M)*. Indicates the standard of the basic quantity of the listed item as used in performing the actual maintenance function. This measure is expressed by a two-character alphabetical abbreviation (e.g., ea, in, pr, etc). When the unit of measure differs from the unit of issue, the lowest unit of issue that will satisfy the required units of measure will be requisitioned.

h. *Quantity Incorporated in Unit*. Indicates the quantity of the item used in the breakout shown on the illustration figure, which is prepared for a functional group, subfunctional group, or an assembly.

4. Special Information

a. The following publication pertains to the TA1021/FSC and its components: TM 11-5805-727-34-5, Orderwire-Operator Access Unit TA-1021/FSC.

b. National stock numbers (NSN's) that are missing from P source codes items have been applied for and will be added to this TM by future change/revision when they are entered in the Army Master Data File (AMDF). Until the NSN's are established and published, submit exception requisitions to: Commander, US Army Communications-Electronics Command and Fort Monmouth, ATTN: DRSEL-MM, Fort Monmouth, New Jersey 07703 for the part required to support your equipment.

5. How to Locate Repair Parts

a. When National stock number or part number is unknown.

(1) *First*. Using the table of contents, determine the functional group within which the item belongs. This is necessary since illustrations are prepared for functional groups and listings are divided into the same groups.

(2) *Second*. Find the illustration covering the functional group to which the item belongs.

(3) *Third*. Identify the item on the illustration and note the illustration figure and item number of the item.

(4) *Fourth*. Using the Repair Parts Listing, find the figure and item number noted on the illustration.

b. When National stock number or par number is known.

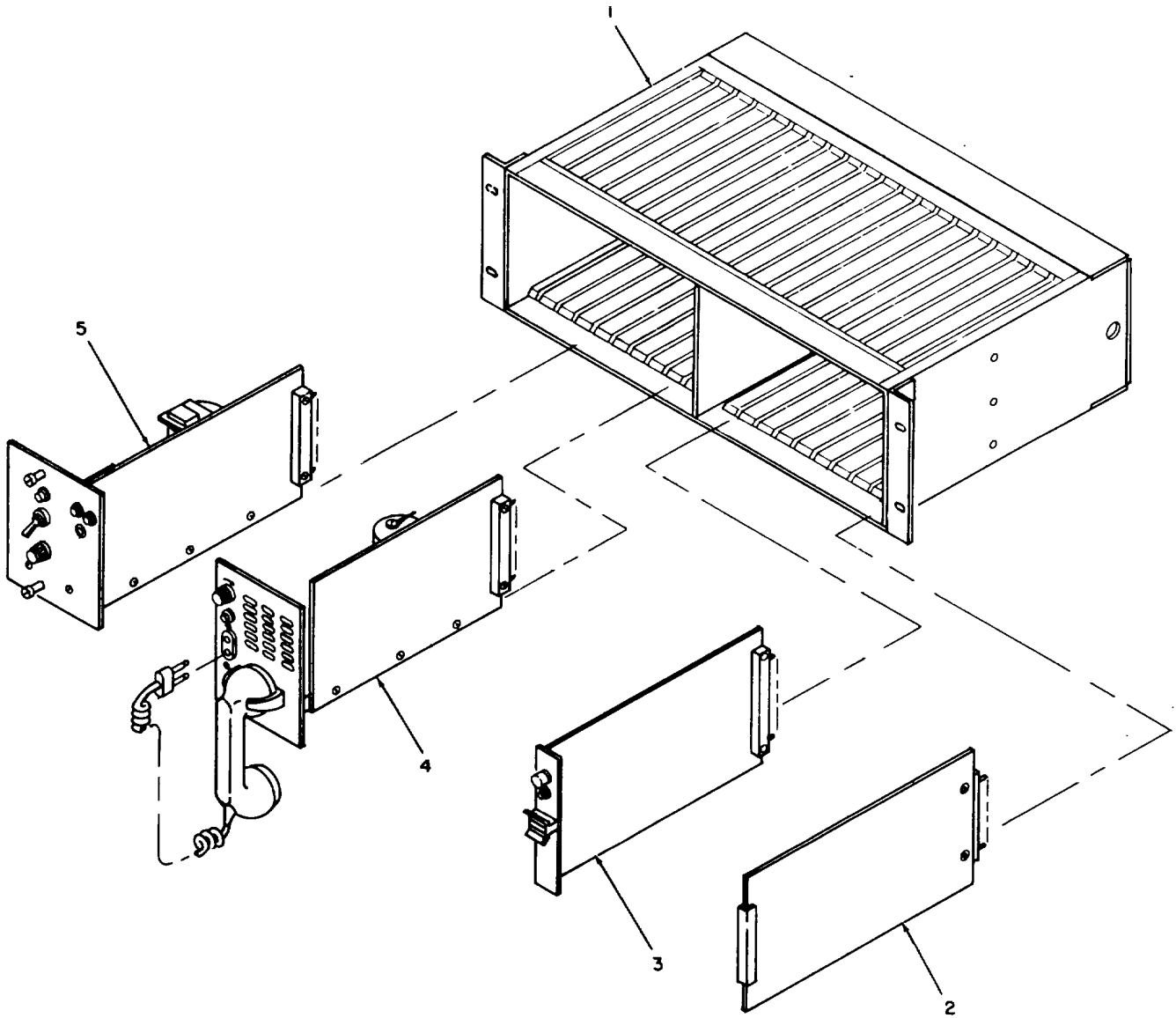
(1) *First* Using the Index of National Stock Numbers and Part Numbers, find the pertinent National stock number or part number. This index is in NIIN sequence followed by a list of part numbers in alphanumeric sequence, cross-referenced to the illustration figure number and item number.

(2) *Second*. After finding the figure and item number, locate the figure and item number in the repair parts list.

6. Abbreviations

Not applicable.

(next printed page is 4)



EL68R001

Figure 1. Orderwire-Operator Access Unit TA- 1/FSC

SECTION II

TM 11-5805-727-34P-5/EE119-EA-PLG-050/E110 OA9102,3,4,/TO 31W1-2FSC-164-5

(1) ILLUSTRATION		(2)	(3)	(4)	(5)	(6)	(7)	(8)
(a) FIG NO.	(b) ITEM NO.	SMR CODE	NATIONAL STOCK NUMBER	FSCM	PART NUMBER	DESCRIPTION USABLE ON CODE	U/M	QTY INC IN UNIT
1	1	PAOHH		51504	41010-97-01	GROUP 16 ORDERWIRE-OPERATOR ACCESS UNIT TA-121/FSC		
1	2	PAOZZ		51504	41565	SHELF ELECTRICAL EQ	EA	1
1	3	PAOHH	5805-00-140-1537	51504	41063-02	EXTENDER CARD ELECT	EA	1
1	4	PAOHH	5895-00-195-0444	51504	41030-01	DETECTOR, SINGLE FRE	EA	1
1	5	PAOHH	5895-00-186-1262	51504	41029-01	CIRCUIT CARD ASSEMB	EA	1
						CIRCUIT CARD ASSEMB	EA	1

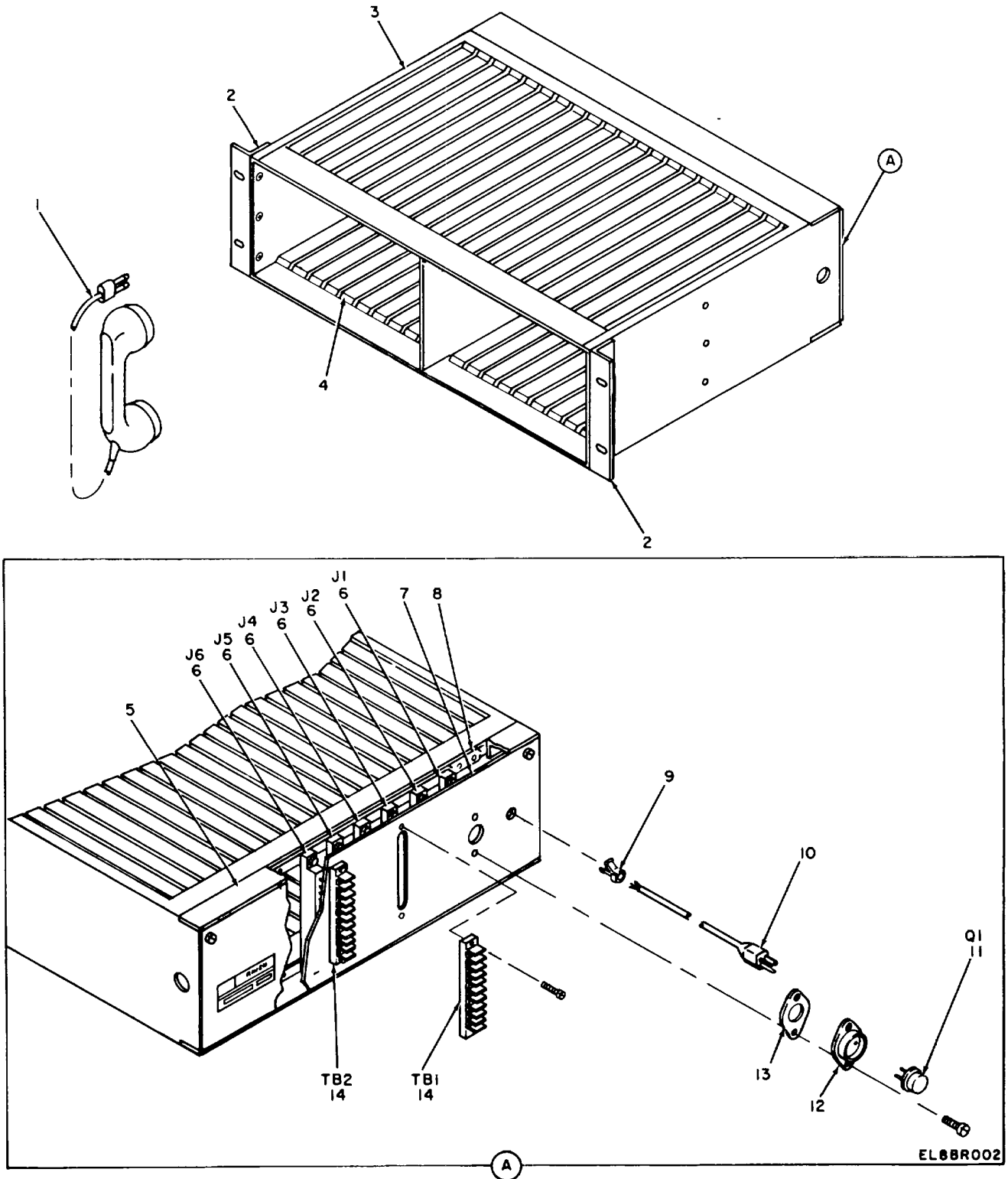


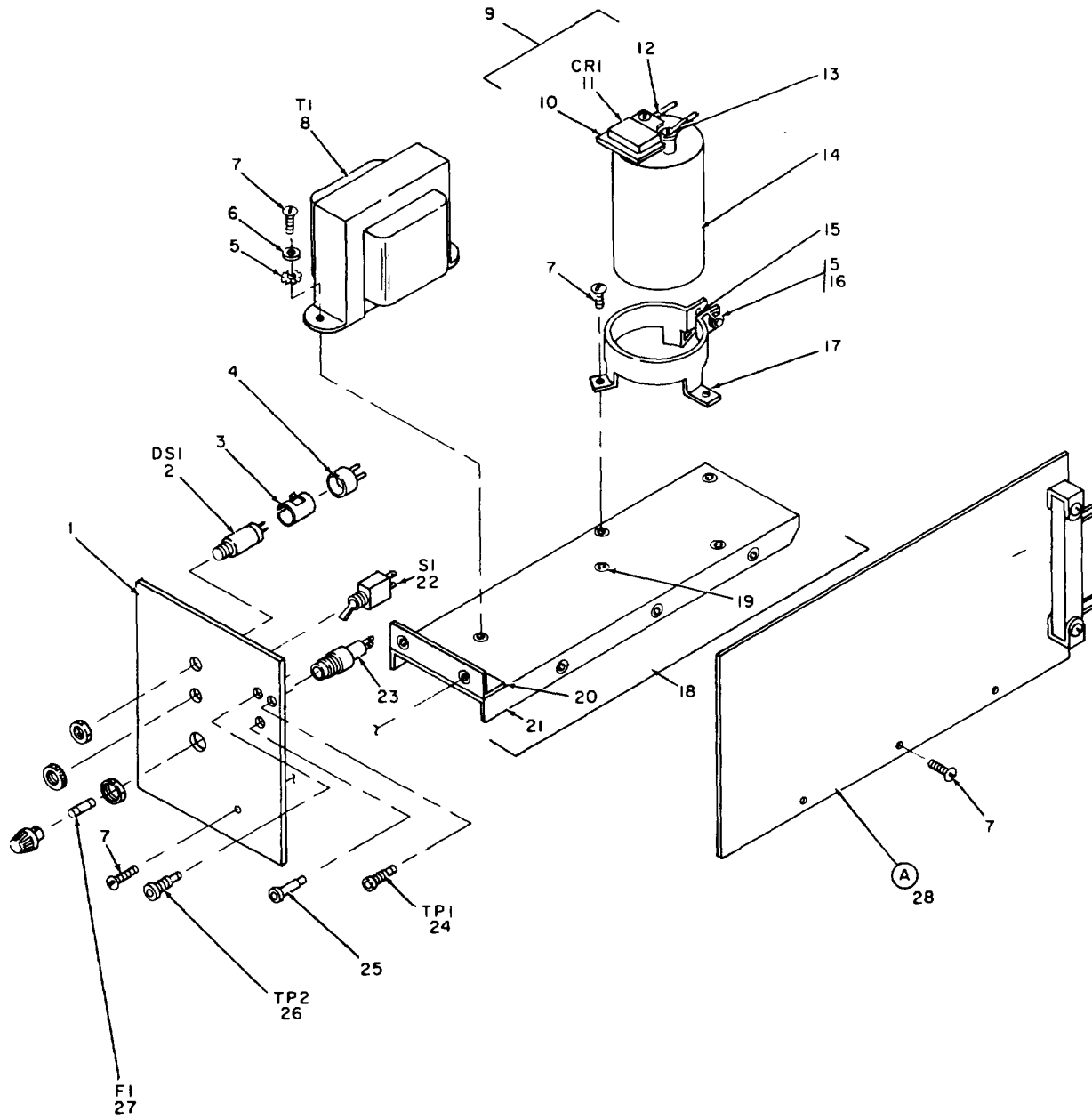
Figure 2. Local Orderwire Shelf

SECTION II

TM 11-5805-727-34P-5/EE119-EA-PLG-050/E110 0A9102,3,4/TO 31W1-2FSC-164-5

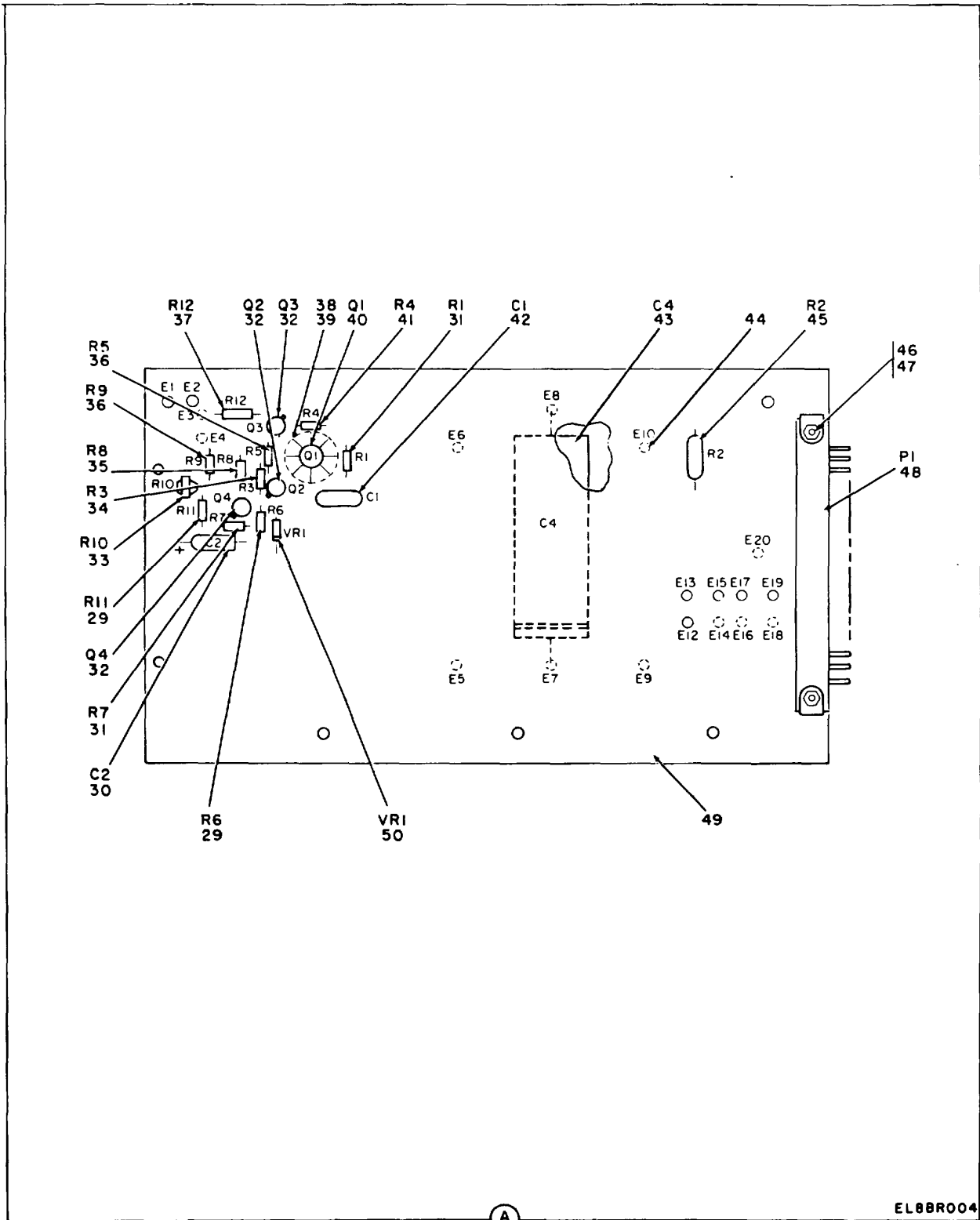
(1) ILLUSTRATION		(2)	(3)	(4)	(5)	(6)	(7)	(8)
(a) FIG NO.	(b) ITEM NO.	SMR CODE	NATIONAL STOCK NUMBER	FSCM	PART NUMBER	DESCRIPTION USABLE ON CODE	U/M	QTY INC IN UNIT
2	1	PAOZZ			1800-00G3AR0ST	GROUP 1601 LOCAL ORDERWIRE SHELF HANDSET	EA	1
				97010	4-8716			
2	2	XBHZZ		51504	U410-2050	MOUNTING FLANGE	EA	2
2	3	XBHZZ		51504	U410-2580	GUIDE COVER.....	EA	2
2	4	XBHZZ		51504	U410-2501	410 CHASSIS ASSY	EA	1
2	5	XBHZZ		51504	U410-2531	ADAPTER, 18PIN.....	EA	2
2	6	PAHZZ		02660	143-018-12-117	CONNECTOR RECEPTAC.....	EA	6
2	7	PAHZZ		51504	U410-2630-02	PANEL REAR	EA	1
2	8	XBHZZ		51504	U410-2610	SHIELD.....	EA	2
2	9	PAHZZ	5975-01-089-7905	83330	823	BUSHING, STRAIN RELI.	EA	1
2	10	PAHZZ	6940-01-064-5886	16428	174190	CABLE ASSEMBLY SPEC	EA	1
2	11	PAHZZ	5961-00-199-6008	81349	JAN2N3055	TRANSISTOR.....	EA	1
2	12	PAHZZ	5935-00-138-7501	83330	6266	SOCKET, PLUG-IN ELEC	EA	1
2	13	PAHZZ	5970-01-025-0710	83330	6285	INSULATOR, PLATE	EA	1
2	14	PAHZZ		52458	201110-6	TERMINAL BOARD.....	EA	2

7/(8 BLANK)



EL88R003

Figure 3. DC Power Apply (Sheet 1 of 2)



10

Figure 3. DC Power Supply (Sheet 2 of 2)

SECTION II

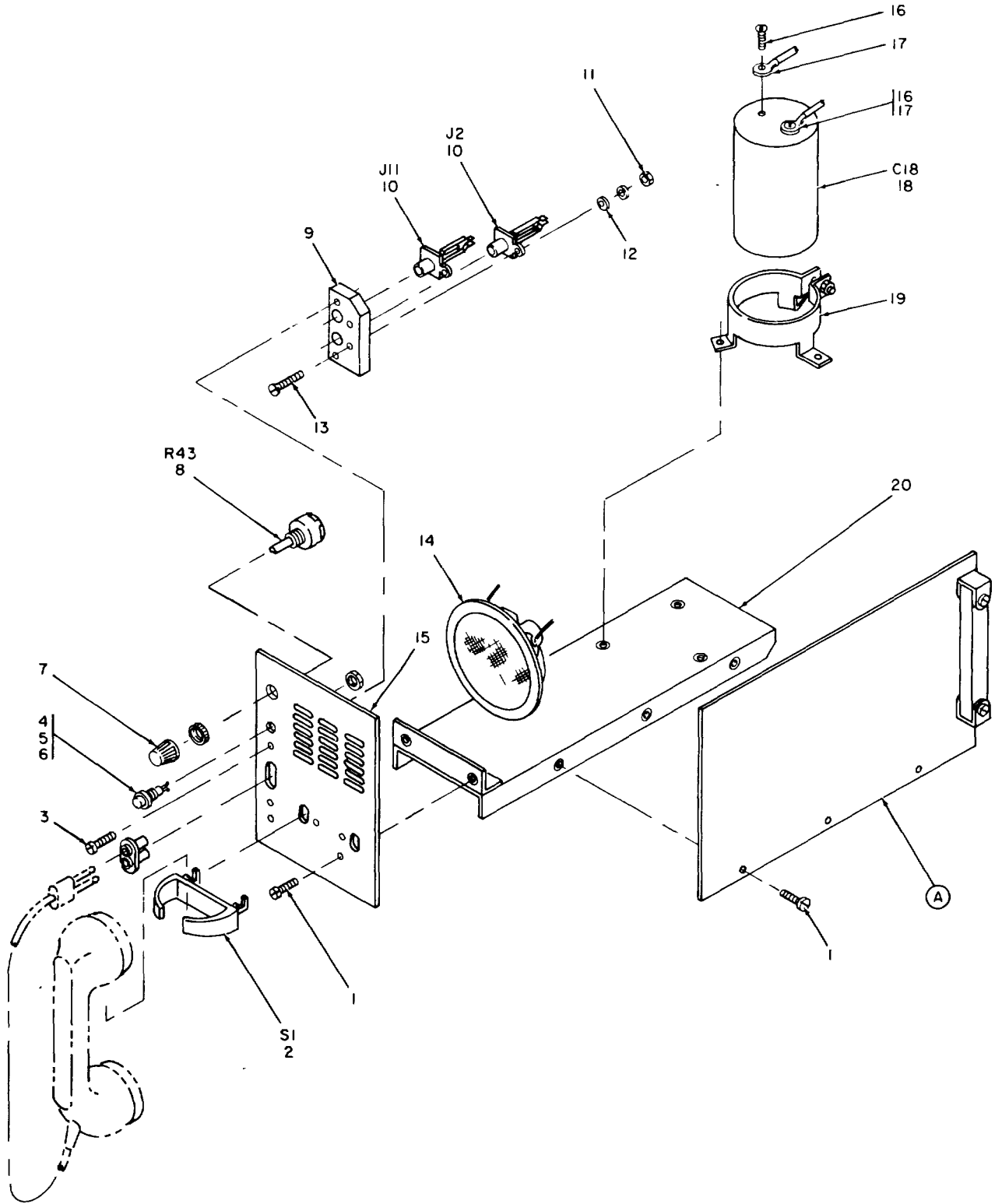
TM 11-5805-727-34P-5/EE119-EA-PLG-050/E110 0A9102,3,4/TO 31W1-2FSC-164-5

(1) ILLUSTRATION		(2)	(3)	(4)	(5)	(6) DESCRIPTION	(7)	(8)
(a) FIG NO.	(b) ITEM NO.	SMR CODE	NATIONAL STOCK NUMBER	FSCM	PART NUMBER	USABLE ON CODE	U/M	QTY INC IN UNIT
3	1	XBHZZ		51504	U410-2132	GROUP 1602 DC POWER SUPPLY		
3	2	PAOZZ	6240-00-910-3282	03797	CF03-RTS-2187	PANEL, FRONT.....	EA	1
3	3	PAOZZ	6250-00-916-2729	72619	515-0051	LAMP, CARTRIDGE	EA	1
3	4	PAHZZ	6250-00-955-9792	52542	102415	CLIP, LAMPHOLDER	EA	1
3	5	PAHZZ		51504	T950-1006	LAMPHOLDER	EA	1
3	6	PAHZZ		51504	T950-1006	WASHER, LOCK	EA	1
3	7	PAHZZ		51504	350-0632-1-4	WASHER, FLAT	EA	2
3	8	PAHZZ	5950-00-676-7695	96256	23V52	SCREW	EA	4
3	9	PAHZZ		51504	4410-9199	TRANSFORMER, POWER.....	EA	1
3	10	XAHZZ		51504	9410-9199	REC. BOARD	EA	1
3	11	XAHZZ		04713	MDA970A1	PCB.....	EA	1
3	12	XAHZZ		94135	12Z7001-5071	RECTIFIER, SEMICONDU	EA	1
3	13	PAHZZ		51504	T350-1032-1-4	TERMINAL, STUD.....	EA	8
3	14	PAHZZ	5910-00-125-0928	56289	36D842GO40BB	SCREW, MACHINE	EA	2
					2A	CAPACITOR. FIXED ELE.....	EA	1
3	15	PAHZZ		51504	T350-0632-5-8	SCREW, MACHINE	EA	1
3	16	PAHZZ		51504	T900-0632	NUT, SELF-LOCKING HE	EA	1
3	17	PAHZZ	5910-00-433-1841	56289	586-48	RETAINER, CAPACITOR.....	EA	1
3	18	XBHZZ		51504	U410-2320	CHASSIS ASSEMBLY	EA	1
3	19	XBHZZ		88245	CLM632-2	NUT, CLINCH.....	EA	11
3	20	XBHZZ		51504	1410-234	PANEL MOUNT.....	EA	1
3	21	XBHZZ		51504	1410-233	CHANNEL.....	EA	1
3	22	PAHZZ		09353	7101S	SWITCH TOGGLE.....	EA	1
3	23	PAHZZ		79515	342012AL	FUSE HOLDER	EA	1
3	24	PAHZZ		98291	016-2003WHITE	JACK, TIP	EA	1
3	25	XBHZZ		98291	19-0076-00-0-00	BUSHING	EA	1
				98291	9			
3	26	PAHZZ		98291	016-2003BLACK	JACK, TIP	EA	1
3	27	PAOZZ		79515	312001	FUSE. CARTRIDGE	EA	1
3	28	PAHZZ		51504	1410-6290	REGULATOR ASSY, AC	EA	1
3	29	PAHZZ	5905-00-407-2152	28480	0684-122L	RESISTOR, FIXED COMP	EA	2
3	30	PAHZZ	5910-00-113-54T7	81349	CSR13E106KP	CAPACITOR, FIXED, ELE.....	EA	1
3	31	PAHZZ	5905-00-111-4727	81349	RCRO7G272JS	RESISTOR, FIXED, COMP	EA	2
3	32	PAHZZ	5961-00-925-3777	81349	JAN2N2907A	TRANSISTOR.....	EA	3
3	33	PAHZZ		01121	90V7K	REISTOR VARIABLE	EA	1
3	34	PAHZZ	5905-00-106-3666	81349	RCRO7G103JS	RESISTOR, FIXED, COMP	EA	1
3	35	PAHZZ	5905-00-105-7764	81349	RCRO7G222JS	RESISTOR, .FIXED, COMP	EA	1
3	36	PAHZZ	5905-00-911-3753	01121	CB4725	RESISTOR, FIXED, COMP	EA	2
3	31	PAHZZ	5905-00-110-0196	81349	RCR20G1O2JS	RESISTOR, FIXED, COMP	EA	1
3	38	PAHZZ	5999-01-006-8391	80009	214-1291-00	HEAT SINK ELECTRICA.....	EA	1
3	40	PAHZZ	5961-00-9T9-0108	80131	2N4037	TRANSISTOR.....	EA	1
3	41	PAHZZ	5905-00-104-8363	81349	RCRO7G82OJS	RESISTOR, FIXED, COMP	EA	1

SECTION II

TM 11-5805-727-34P-5/EE119-EA-PLG-050/E110 0A9102,3,4/TO 31W1-2FSC-164-5

(1) ILLUSTRATION		(2)	(3)	(4)	(5)	(6)	(7)	(8)
(a) FIG NO.	(b) ITEM NO.	SMR CODE	NATIONAL STOCK NUMBER	FSCM	PART NUMBER	DESCRIPTION USABLE ON CODE	U/M	QTY INC IN UNIT
3	42	PAHZZ	5910-00-139-2406		1MDF1-102J	CAPACITOR, FXD. PLSTC	EA	1
3	43	PAHZZ	5910-01-117-6248	81349	M39018/03-1241	CAPACITOR. FIXED, ELE.....	EA	1
3	44	PAHZZ	5940-00-501-9419	94135	12Z7001-5071	TERMINAL, STUD.....	EA	18
3	45	PAHZZ	5905-00-060-3731	81349	RW69V1RO	RESISTOR, FIXED, WIRE.....	EA	1
3	46	PAHZZ		51504	T350-0440-1-2	WIRE, ELECTRICAL	EA	2
3	47	PAHZZ		51504	T900-0440	SCREW MACHINE	EA	2
3	48	PAHZZ	5935-00-775-5711	02660	133-018-43	CONNECTOR, PLUG, ELEC.....	EA	1
3	49	XAHZZ		51504	1410-0290	PCB.....	EA	1
3	50	PAHZZ	5961-00-826-9048	81349	JAN1N3020B	SEMICONDUCTOR DEVIC.....	EA	1



EL6BR005

Figure 4. Speaker Amplifier (Sheet 1 of 2)

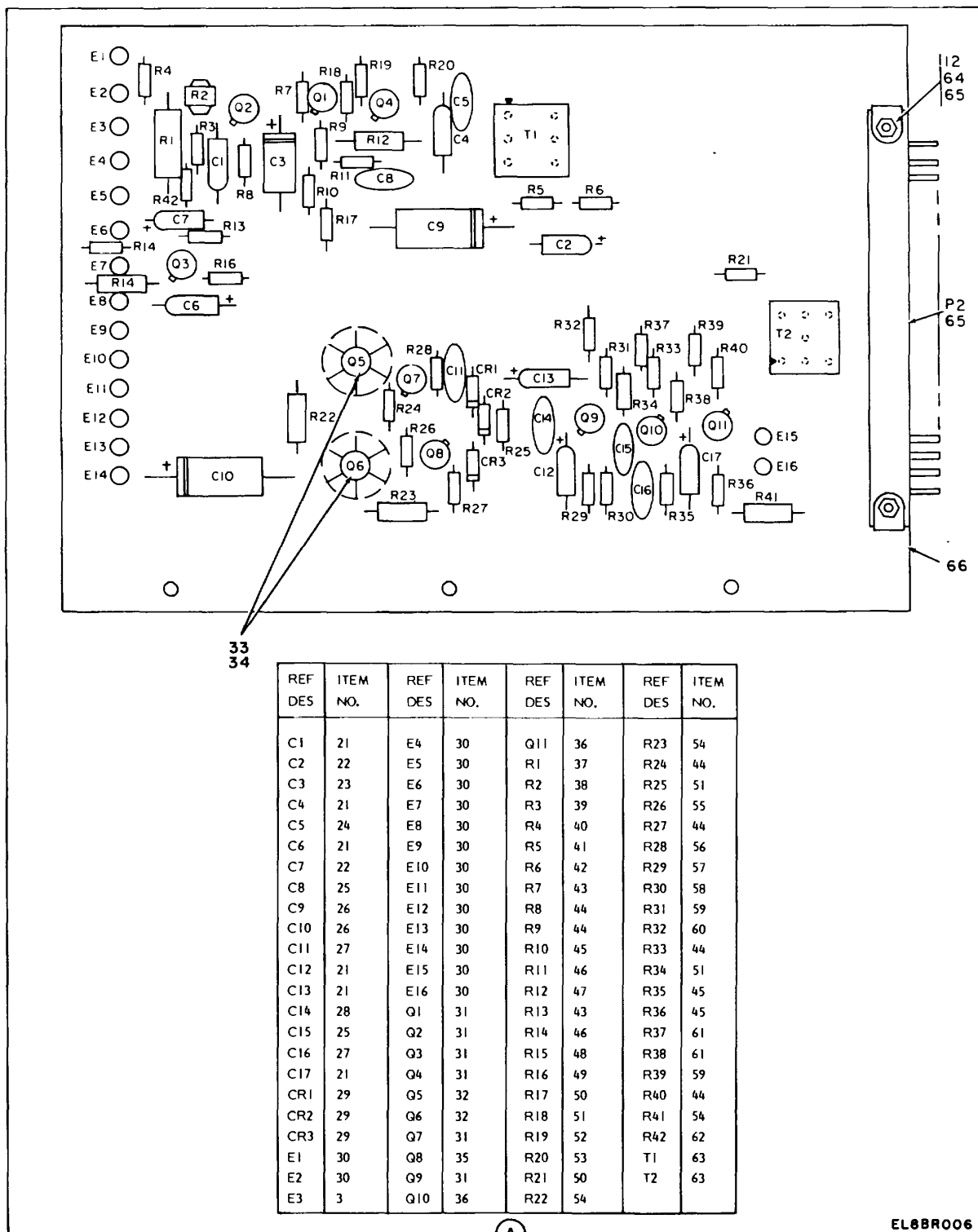


Figure 4. Speaker Amplifier (Sheet 2 of 2)

SECTION II

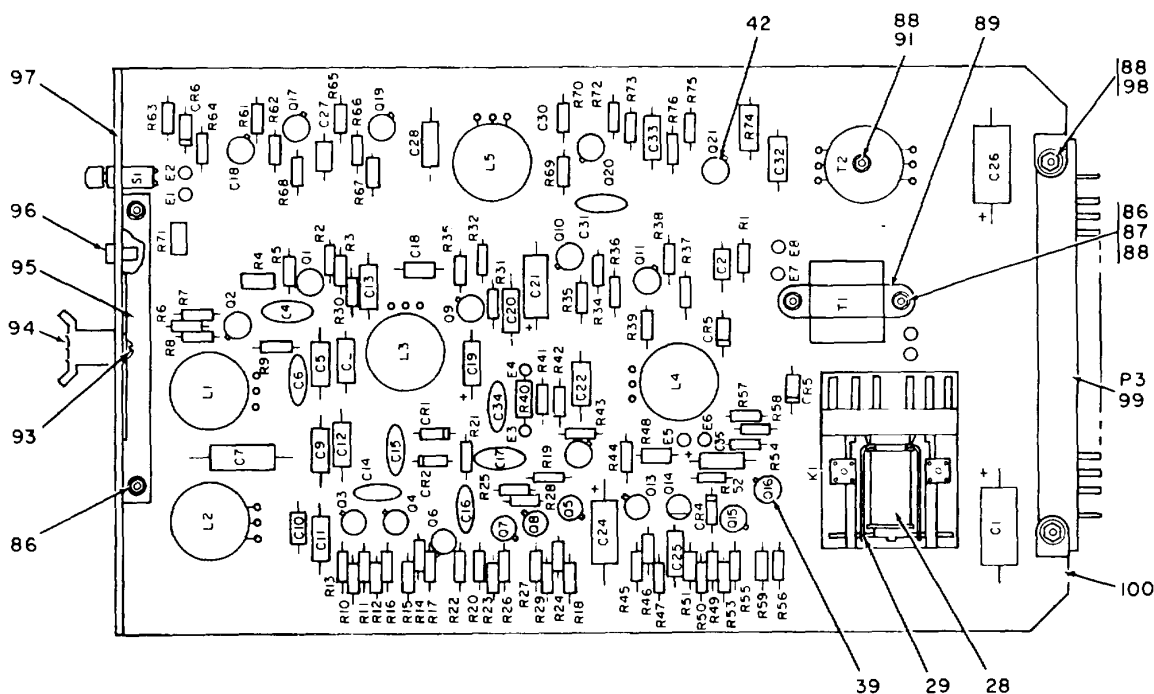
TM 11-5805-727-34P-5/EE119-EA-PLG-050/E110 0A9102,3,4/TO 31W1-2FSC-164-5

(1) ILLUSTRATION		(2)	(3)	(4)	(5)	(6) DESCRIPTION	(7)	(8)
(a) FIG NO.	(b) ITEM NO.	SMR CODE	NATIONAL STOCK NUMBER	FSCM	PART NUMBER	USABLE ON CODE	U/M	QTY INC IN UNIT
						GROUP 1603 SPEAKER AMPLIFIER		
4	1	PAHZZ		51504	T350-0632-1-4	SCREW, MACHINE	EA	5
4	2	PAHZZ		11136	AT810610	SWITCH HOOK	EA	1
4	3	PAHZZ		51504	T350-0440-5-8	SCREW MACHINE	EA	2
4	4	PAOZZ		03797	CFO3RTS2187 RED	LAMP INCANDESCENT	EA	1
4	5	PAOZZ	6250-00-916-2729	72619	515-0051	CLIP, LAMPHOLDER	EA	1
4	6	PAHZZ	6250-00-955-9792	52542	102415	LAMPHOLDER	EA	1
4	7	PAOZZ	5355-00-274-8035	95146	KN-5008-1/4	KNOB	EA	1
4	8	PAHZZ		01121	70VIK	RESISTOR VARIABLE	EA	1
4	9	XBHZZ		51504	U415-2111	BLOCK., JACK MTG	EA	1
4	10	PAHZZ	5935-00-468-2566	70674	PJ339W	JACK, TELEPHONE	EA	2
4	11	PAHZZ		51504	T900-0440	NUT, SELF-LOCKING	EA	6
4	12	PAHZZ		51504	T950-0440	WASHER, LOCK	EA	4
4	13	PAHZZ		51504	T350-0440-3-8	SCREW, MACHINE	EA	2
4	14	PAHZZ	5965-00-258-6809	07109	28A8C	LOUDSPEAKER, PERMANE	EA	1
4	15	XBHZZ		51504	U41-2461-01	PANEL, FRONT	EA	1
4	16	PAHZZ		51504	T350-1032-1-4	SCREW, MACHINE	EA	2
4	17	PAHZZ		51504	111-0010	TERMINAL, LUG	EA	2
4	18	PAHZZ	5910-00-125-0928	56289	36D842G040BBA	CAPACITOR, FIXED, ELE	EA	1
4	19	PAHZZ	5910-00-433-1841	56289	4586-48	RETAINER, CAPACITOR	EA	1
4	20	XBHZZ		51504	U410-2320	CHASSIS	EA	1
4	21	PAHZZ	5910-00-113-5475	81349	CSR3EI06KP	CAPACITOR, FIXED, ELE	EA	6
4	22	PAHZZ	5910-00-233-4029	56289	150085X902012	CAPACITOR, FDX, ELCTL	EA	2
4	23	PAHZZ	5910-01-085-6424	25088	B41283-100-25-81 000	CAPACITOR, FIXED, ELE	EA	1
4	24	PAHZZ		04062	1MD1-333J	CAPACITOR, FIXED	EA	1
4	25	PAHZZ		58321	160-1-10-100B	CAPACITOR, FIXED	EA	2
4	26	PAHZZ	5910-01-129-2709	19701	300EE101T040SF	CAPACITOR, FIXED, ELE	EA	2
4	27	PAHZZ		04062	1MDFI-472	CAPACITOR, FXD, PLSTC	EA	2
4	28	PAHZZ	5910-00-139-2406	04062	1MDF-102	CAPACITOR, FXD, PLSTC	EA	1
4	29	PAHZZ	5961-00-186-2207	81349	JAN1N4993	SEMICONDUCTOR DEVIC	EA	3
4	30	PAHZZ	5940--0-501-9419	94135	12Z7001-5071	TERMINAL, STUD	EA	16
4	31	PAHZZ	5961-00-938-4976	81349	JANTX1N647	SEMICONDUCTOR DEVIC	EA	6
4	32	PAHZZ		02799	40347	TRANSISTOR	EA	2
4	33	PAHZZ	5999-01-006-8391	80009	214-1291-00	HEAT SINK, ELECTRIC	EA	2
4	34	PAHZZ	5999-00-488-9980	98291	119-0101-00-0-00 9	MOUNTING PAD, ELECTR	EA	2
4	35	PAHZZ	5961--00-53-4501	30003	247ASC0643-001	TRANSISTOR	EA	1
4	36	PAHZZ	5961-00-902-1177	04713	2N2646	TRANSISTOR	EA	2
4	37	PAHZZ	5905-00-235-3534	81347	RCR32G681JS	RESISTOR, FIXED, COMP	EA	1
4	38	PAHZZ		01121	90V10K	RESISTOR, VARIABLE	EA	1

SECTION II

TM 11-5805-727-34P-5/EE119-EA-PLG-050/E110 0A9102,3,4/TO 31W1-2FSC-164-5

(1) ILLUSTRATION		(2)	(3)	(4)	(5)	(6) DESCRIPTION	(7)	(8)
(a) FIG NO.	(b) ITEM NO.	SMR CODE	NATIONAL STOCK NUMBER	FSCM	PART NUMBER	USABLE ON CODE	U/M	QTY INC IN UNIT
4	39	PAHZZ	5905-00-126-6683	81349	RCR07G332JS	RESISTOR FIXED, COMP.....	EA	1
4	40	PAHZZ	5905-00-135-6046	81349	RCR07G681JS	RESISTOR, FIXED, COMP.....	EA	1
4	41	PAHZZ	5905-00-135-6046	81349	RCR07G681JS	RESISTOR, FIXED, COMP.....	EA	1
4	42	PAHZZ	5905-00-110-7622	81349	RCR07G682JS	RESISTOR, FIXED, COMP.....	EA	1
4	43	PAHZZ	5905-00-116-8555	81349	RCR07G153JS	RESISTOR, FIXED, COMP.....	EA	2
4	44	PAHZZ	5905-00-110-7620	81349	RCR07G102JS	RESISTOR, FIXED, COMP.....	EA	6
4	45	PAHZZ	5905-00-141-1183	81349	RCR07G101JS	RESISTOR, FIXED, COMP.....	EA	3
4	46	PAHZZ	5905-00-106-1278	81349	RCR07G123JS	RESISTOR, FIXED, COMP.....	EA	2
4	47	PAHZZ	5905-00-005-2893	81149	RNC60K4640FS	RESISTOR, FIXED, FILM.....	EA	1
4	48	PAHZZ	5905-00-110-0196	81349	RCR20G102JS	RESISTOR, FIXED COMP.....	EA	1
4	49	PAHZZ	5905-00-120-9154	81349	RCR07G471JS	RESISTOR, FIXED, COMP.....	EA	1
4	50	PAHZZ	5905-00-114-5343	81349	RCR07G182JS	RESISTOR, FIXED, COMP.....	EA	2
4	51	PAHZZ	5905-00-115-3560	81349	RCR07G183JS	RESISTOR, FIXED, COMP.....	EA	3
4	52	PAHZZ	5905-00-119-3504	81349	RCR07G273JS	RESISTOR, FIXED, COMP.....	EA	1
4	53	PAHZZ	5905-00-119-8811	81349	RCR07G151JS	RESISTOR, FIXED, COMP.....	EA	1
4	54	PAHZZ	5905-00-126-6705	81349	RCR20G4R7JS	RESISTOR, FIXED, COMP.....	EA	3
4	55	PAHZZ	5905-00-141-0742	81349	RCR07G181JS	RESISTOR, FIXED, COMP.....	EA	1
4	56	PAHZZ	5905-00-141-0744	81349	RCR07G562JS	RESISTOR, FIXED, COMP.....	EA	1
4	57	PAHZZ	5905-00-105-7768	81349	RCR07G561JS	RESISTOR, FIXED, COMP.....	EA	1
4	58	PAHZZ	5905-00-114-0711	81349	RCR07G472JS	RESISTOR, FIXED, COMP.....	EA	1
4	59	PAHZZ	5905-00-141-0717	81349	RCR07G473JS	RESISTOR, FIXED, COMP.....	EA	2
4	60	PAHZZ	5905-00-105-7764	81349	RCR07G222JS	RESISTOR, FIXED, COMP.....	EA	1
4	61	PAHZZ	5905-00-114-5339	81349	RCR07G154JS	RESISTOR, FIXED, COMP.....	EA	2
4	62	PAHZZ	5905-00-116-8556	81349	RCR07G223JS	RESISTOR, FIXED, COMP.....	EA	1
4	63	PAHZZ	5950-01-078-6496	81349	M27/70-10	TRANSFORMER, AUDIO F.....	EA	2
4	64	PAHZZ		51504	T350-0440-1-2	SCREW MACHINE.....	EA	2
4	65	PAHZZ	5935-00-775-5711	02660	133-018-43	CONNECTOR, RECEPTACL.....	EA	1
4	66	XAHZZ		51504	1410-9301	PCB.....	EA	1



REF DES	ITEM NO.	REF DES	ITEM NO.	REF DES	ITEM NO.	REF DES	ITEM NO.	REF DES	ITEM NO.	REF DES	ITEM NO.	REF DES	ITEM NO.	REF DES	ITEM NO.
C1	1	C22	10	E3	26	Q7	35	R6	44	R26	48	R47	67	R67	73
C2	2	C24	16	E4	26	Q8	35	R7	44	R27	48	R48	68	R68	73
C3	3	C25	3	E5	26	Q9	35	R8	48	R28	57	R49	65	R69	77
C4	4	C26	17	E6	26	Q10	35	R9	49	R29	48	R50	61	R70	78
C5	5	C27	18	E7	26	Q11	35	R10	50	R30	58	R51	58	R71	79
C6	6	C28	19	E8	26	Q12	35	R11	51	R31	59	R52	69	R72	80
C7	7	C30	20	E9	26	Q13	35	R12	52	R32	52	R53	51	R73	81
C9	8	C31	21	E10	26	Q14	37	R13	53	R33	60	R54	51	R74	82
C10	9	C32	22	K1	27	Q15	35	R14	54	R34	61	R55	49	R75	83
C11	10	C33	22	L1	30	Q16	38	R15	55	R35	62	R56	48	R76	84
C12	11	C34	4	L2	31	Q17	40	R16	56	R36	63	R57	64	S1	85
C13	12	C35	23	L3	32	Q18	40	R17	49	R37	63	R58	70	T1	90
C14	13	CR1	24	L4	33	Q19	40	R18	48	R38	64	R59	62	T2	92
C15	4	CR2	24	L5	34	Q20	40	R19	52	R39	65	R60	71		
C16	4	CR3	24	Q1	35	Q21	41	R20	49	R41	66	R61	72		
C17	4	CR4	24	Q2	35	R1	43	R21	52	R42	58	R62	73		
C18	14	CR5	24	Q3	35	R2	44	R22	48	R43	64	R63	74		
C19	3	CR6	25	Q4	35	R3	45	R23	48	R44	52	R64	75		
C20	15	E1	26	Q5	36	R4	46	R24	48	R45	49	R65	75		
C21	16	E2	26	Q6	35	R5	47	R25	57	R46	65	R66	76		

EL68R007

Figure 5. SF Detector and Oscillator

SECTION II

TM 11-5805-727-34P-5/EE119-EA-PLG-050/E110 0A9102,3,4/TO 31W1-2FSC-164-5

(1) ILLUSTRATION		(2)	(3)	(4)	(5)	(6) DESCRIPTION	(7)	(8)
(a) FIG NO.	(b) ITEM NO.	SMR CODE	NATIONAL STOCK NUMBER	FSCM	PART NUMBER	USABLE ON CODE	U/M	QTY INC IN UNIT
5	1	PCHZZ	5910-01-129-2709	19701	3070EE101T040	GROUP 1604 SF DETECTOR AND OSCILLATOR CAPACITOR, FIXED, ELE.....	EA	1
5	2	PAHZZ		02799	IMDF1-102	CAPACITOR, FIXED, CER.....	EA	1
5	3	PCHZZ	5910-00-233-4029	81349	M39003/01-3002	CAPACITOR.....	EA	3
5	4	PAHZZ		58321	160-1-10-100B	CAPACITOR, FIXED.....	EA	5
5	5	XDHZZ		26625	611-3-9100PF	CAPACITOR, FIXED, PLA.....	EA	1
5	6	PAHZZ		26625	611-1-560PF	CAPACITOR, FIXED, PLA.....	EA	1
5	7	PAHZZ		26625	611-4-081UF	CAPACITOR, FIXED, PLA.....	EA	1
5	8	PAHZZ		26625	611-3-8200PF	CAPACITOR, FIXED, PLA.....	EA	1
5	9	PAHZZ		26625	611-2-2700PF	CAPACITOR, FIXED, PLA.....	EA	1
5	10	PAHZZ		26625	611-4-051UF	CAPACITOR, FIXED, PLA.....	EA	2
5	11	PAHZZ		26625	611-4-013UF	CAPACITOR, FIXED, PLA.....	EA	1
5	12	PAHZZ		02799	1MDF1-103	CAPACITOR, FIXED, CER.....	EA	1
5	13	PAHZZ			8131-100-651-473	CAPACITOR, FIXED, ELE.....	EA	1
5	14	PAHZZ		72982	M			
5	15	PAHZZ		26625	611-2-2400PF	CAPACITOR, FIXED, PLA.....	EA	1
5	16	PAHZZ	5910-00-007-2002	14674	CAC05Z5U334M	CAPACITOR, FIXED, PLA.....	EA	1
5	17	PAHZZ	5910-01-129-2709	81349	M39002/01-3003	CAPACITOR, FIXED, ELE.....	EA	2
5	18	PAHZZ		19701	3070EE101T040	CAPACITOR, FIXED, ELE.....	EA	1
5	19	PAHZZ		04062	1MDF1-103	CAPACITOR, FIXED, CER.....	EA	1
5	20	PAHZZ		26625	611-4-015UF	CAPACITOR, FIXED, PLA.....	EA	1
5	21	PAHZZ		14655	CD10FD101K03	CAPACITOR, FIXED,	EA	1
5	22	PAHZZ	5910-00-233-4029	58321	160-1-10-1008	CAPACITOR, FIXED,	EA	1
5	23	PAHZZ	5910-00-113-5475	81349	M39003/01-3002	CAPACITOR.....	EA	2
5	24	PAHZZ	5961-00-186-2207	81349	CSR13E106KP	CAPACITOR, FIXED, ELE.....	EA	1
5	25	PAHZZ	5961-00-186-2207	81349	JAN1N4993	SEMICONDUCTOR DEVIC.....	EA	5
5	26	PAHZZ	5940-00-501-9419	81349	JAN1N4993	SEMICONDUCTOR DEVIC.....	EA	1
5	27	PAHZZ	5945-00-387-3068	94135	12Z7001-5071	TERMINAL, STUD.....	EA	10
5	28	PAHZZ	5945-01-055-6968	13499	970-2402-100	RELAY, ELECTROMAGNET.....	EA	1
5	29	PAHZZ	5935-01-125-9322	12300	20C252	RETAINER, ELECTRICAL.....	EA	1
5	30	PAHZZ		77342	27E323	SOCKET, PLUG-IN-ELEC.....	EA	1
5	31	PAHZZ		51504	C050-5241	INDUCTOR.....	EA	1
5	32	PAHZZ		51504	C050-5359	INDUCTOR COIL, TELE.....	EA	1
5	33	PAHZZ		51504	C050-6156	INDUCTOR.....	EA	1
5	34	PAHZZ		51504	C051-5250	INDUCTOR.....	EA	1
5	35	PAHZZ	5961-00-938-4976	51504	C051-5250	INDUCTOR.....	EA	1
5	36	PAHZZ	5961-00-535-4501	81349	JANTX1N647	SEMICONDUCTOR DEVIC.....	EA	13
5	37	PAHZZ	5961-00-106-3698	30003	247ASC0643	TRANSISTOR.....	EA	1
5	38	PAHZZ	5961-00-926-2533	80131	2N6027	SEMICONDUCTOR DEVIC.....	EA	1
				81349	JAN2N2218A	TRANSISTOR.....	EA	1

SECTION II

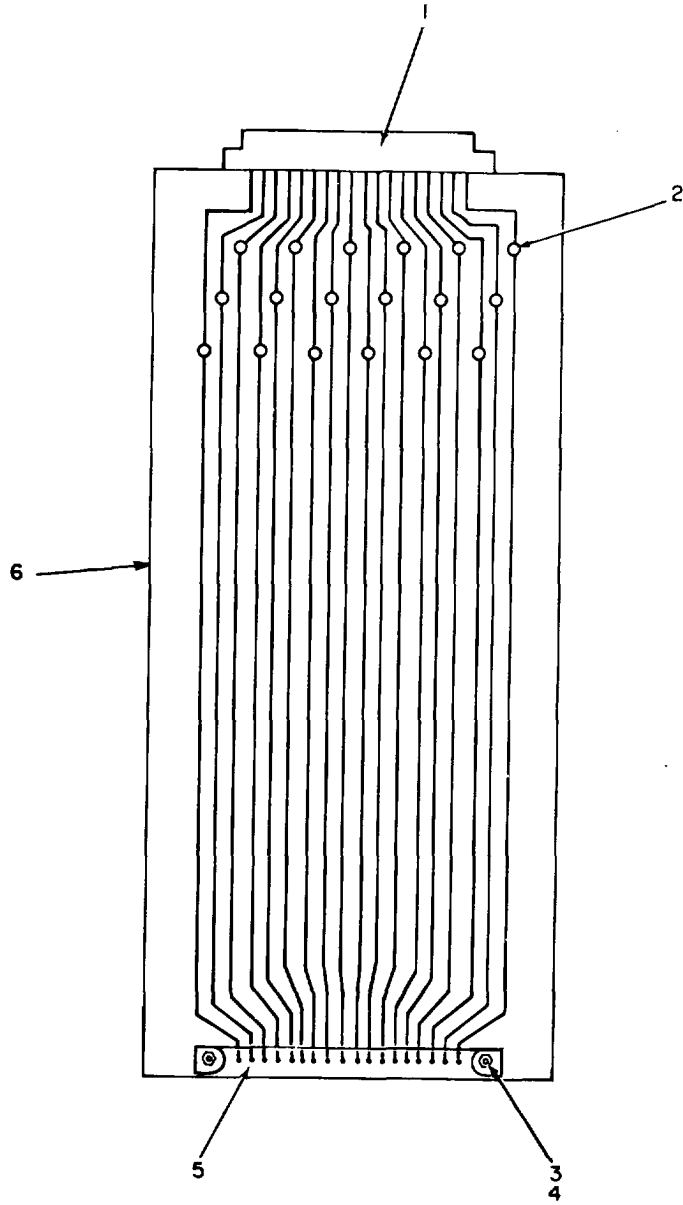
TM 11-5805-727-34P-5/EE119-EA-PLG-050/E110 0A9102,3,4/TO 31W1-2FSC-164-5

(1) ILLUSTRATION		(2)	(3)	(4)	(5)	(6)	(7)	(8)
(a) FIG NO.	(b) ITEM NO.	SMR CODE	NATIONAL STOCK NUMBER	FSCM	PART NUMBER	DESCRIPTION USABLE ON CODE	U/M	QTY INC IN UNIT
5	39	PAHZZ	5999-00-488-9980	98291	119-0101-00-0-00 9	MOUNTING PAD, ELECTR	EA	1
5	40	PAHZZ	5961-00-938-4976	81349	JANTX1N647	SEMICONDUCTOR DEVIC	EA	4
5	41	PAHZZ	5961-00-926-2533	81349	JAN2N2218A	TRANSISTOR	EA	1
5	42	PAHZZ	5999-01-488-9980	98291	119-0101-00-0-00 9	MOUNTING PAD, ELECTR	EA	1
5	43	PAHZZ	5905-00-119-8768	81349	RCR07G821JS	RESISTOR, FIXED, COMP	EA	1
5	44	PAHZZ	5905-00-141-0717	81349	RCR07G473JS	RESISTOR, FIXED, COMP	EA	3
5	45	PAHZZ	5905-00-105-7764	81349	RCR07G222JS	RESISTOR, FIXED, COMP	EA	1
5	46	PAHZZ		32297	3359W1-502	RESISTOR, FIXED, COMP	EA	1
5	47	PAHZZ	5905-00-141-0742	81349	RCR07G181JS	RESISTOR, FIXED, COMP	EA	1
5	48	PAHZZ	5905-00-106-3666	81349	RCR07G103JS	RESISTOR, FIXED, COMP	EA	9
5	49	PAHZZ	5905-00-126-6683	81349	RCR07G332JS	RESISTOR, FIXED, COMP	EA	5
5	50	PAHZZ	5905-00-400-4528	81349	RCR07G124JS	RESISTOR, FIXED, COMP	EA	1
5	51	PAHZZ	5905-00-141-0743	81349	RCR07G392JS	RESISTOR, FIXED, COMP	EA	3
5	52	PAHZZ	5905-00-106-1278	81349	RCR07G123JS	RESISTOR, FIXED, COMP	EA	5
5	53	PAHZZ	5905-00-114-0710	81349	RCR07G331JS	RESISTOR, FIXED, COMP	EA	1
5	54	PAHZZ	5905-00-105-7765	81349	RCR07G224JS	RESISTOR, FIXED, COMP	EA	1
5	55	PAHZZ	5905-00-141-0744	81349	RCR07G562JS	RESISTOR, FIXED, COMP	EA	1
5	56	PAHZZ	5905-00-120-9154	81349	RCR07G474JS	RESISTOR, FIXED, COMP	EA	1
5	57	PAHZZ	5905-00-110-0388	81349	RCR07G104JS	RESISTOR, FIXED, COMP	EA	2
5	58	PAHZZ	5905-00-116-8556	81349	RCR07G223JS	RESISTOR, FIXED, COMP	EA	3
5	59	PAHZZ	5905-00-116-8554	81349	RCR07G105JS	RESISTOR, FIXED, COMP	EA	1
5	60	PAHZZ	5905-00-119-8812	81349	RCR07G121JS	RESISTOR, FIXED, COMP	EA	1
5	61	PAHZZ	5905-00-116-8555	81349	RCR07G153JS	RESISTOR, FIXED, COMP	EA	2
5	62	PAHZZ	5905-00-135-6045	81349	RCR07G330JS	RESISTOR, FIXED, COMP	EA	2
5	63	PAHZZ	5905-00-104-8358	81349	RCR07G822JS	RESISTOR, FIXED, COMP	EA	2
5	64	PAHZZ	5905-00-111-4727	81349	RCR07G272JS	RESISTOR, FIXED, COMP	EA	3
5	65	PAHZZ	5905-00-141-1183	81349	RGR07G101JS	RESISTOR, FIXED, COMP	EA	3
5	66	PAHZZ	5905-00-114-5339	81349	RCR07G154JS	RESISTOR, FIXED, COMP	EA	1
5	67	PAHZZ	5905-00-114-5344	81349	RCR07G184JS	RESISTOR, FIXED, COMP	EA	1
5	68	PAHZZ	5905-01-101-8278	81349	RJR26FW504P	RESISTOR, FIXED, COMP	EA	1
5	69	PAHZZ	5905-00-110-7620	81349	RCR07G102JS	RESISTOR, FIXED, COMP	EA	1
5	70	PAHZZ	5905-00-119-3504	81349	RCR07G273JS	RESISTOR, FIXED, COMP	EA	1
5	71	PAHZZ	5905-00-114-0711	81349	RCR07G472JS	RESISTOR, FIXED, COMP	EA	1
5	72	PAHZZ	5905-00-110-7622	81349	RCR07G682JS	RESISTOR, FIXED, COMP	EA	1
5	73	PAHZZ	5905-00-110-0388	81349	RCR07G104JS	RESISTOR, FIXED, COMP	EA	3
5	74	PAHZZ	5905-00-106-3666	81349	RCR07G103JS	RESISTOR, FIXED, COMP	EA	1
5	75	PAHZZ	5905-00-116-8555	81349	RCR07G153JS	RESISTOR, FIXED, COMP	EA	2
5	76	PAHZZ	5905-00-104-8364	81349	RCR07G125JS	RESISTOR, FIXED, COMP	EA	1
5	77	PAHZZ	5905-00-105-7765	81349	RCR07G224JS	RESISTOR, FIXED, COMP	EA	1

SECTION II

TM 11-5805-727-34P-5/EE110-EA-PLG-050/E110 0A9102,3,4/TO 31W1-2FSC-164-5

(1) ILLUSTRATION		(2)	(3)	(4)	(5)	(6) DESCRIPTION	(7)	(8)
(a) FIG NO.	(b) ITEM NO.	SMR CODE	NATIONAL STOCK NUMBER	FSCM	PART NUMBER	USABLE ON CODE	U/M	QTY INC IN UNIT
5	78	PAHZZ	5905-00-111-1678	81349	RCR07G564JS	RESISTOR, FIXED, COMP	EA	1
5	79	PAHZZ	5905-00-238-5828	80294	3359W1-103	RESISTOR, VARIABLE	EA	1
5	80	PAHZZ	5905-00-106-1278	81349	RCR07G123JS	RESISTOR, FIXED, COMP	EA	1
5	81	PAHZZ	5905-00-126-6683	81349	RCR07G332JS	RESISTOR, FIXED, COMP	EA	1
5	82	PAHZZ	5905-00-141-0598	81349	RCR20G561JS	RESISTOR, FIXED, COMP	EA	1
5	83	PAHZZ	5905-00-119-3503	81349	RCR07G271JS	RESISTOR, FIXED, COMP	EA	1
5	84	PAHZZ	5905-00-104-8368	81349	RCR07G470JS	RESISTOR, FIXED, COMP	EA	1
5	85	PAHZZ		09353	8631Q	PUSH BUTTON, SWITCH	EA	1
5	86	PAHZZ		51504	T350-O40--4	SCREW. MACHINE	EA	4
5	87	PAFZZ		51504	T950-0440	WASHER, LOCK	EA	2
5	88	PAHZZ		51504	T900-0440	NUT SELF-LOCKING	EA	5
5	89	XBHZZ		80223	SS0CM	BRACKET TRANSFORMER	EA	1
5	90	PAHZZ	5950-00-845-9157	80223	SS0-3	TRANSFORMER AUDIO F	EA	1
5	91	PAHZZ		51504	T350-0440-9-16	SCREW. MACHINE	EA	1
5	92	PAHZZ	5950-01-090-9978	51504	C252-6221	TRANSFORMER	EA	1
5	93	PAHZZ		51504	T400-0632-7-16	SCREW MACHINE	EA	2
5	94	XBHZZ		51504	T100-4101	HANDLE, BOW	EA	1
5	95	XBHZZ		51504	U404-2421	BRACKET	EA	1
5	96	XBHZZ			119-0076-00-0-00 9	BUSHING	EA	1
5	97	XBHZZI		51504	U404-244I	PANEL, FRONT	EA	1
5	98	XBHZZ		51504	T350-0140-1-2	SCREW, MACHINE	EA	2
5	99	PAHZZ	5935-00-775-5711	02660	133-018-43	CONNECTOR RECEPTACL	EA	1
5	100	XAHZZ		51504	1410-0630	PCB	EA	1



EL6BRO08

Figure 6. Extender Card

SECTION II

TM 11-5805-727-34P-5/EE119-EA-PLG-050/E110 0A9102,3,4/TO 31W1-2FSC-164-5

(1) ILLUSTRATION		(2)	(3)	(4)	(5)	(6)	(7)	(8)
(a) FIG NO.	(b) ITEM NO.	SMR CODE	NATIONAL STOCK NUMBER	FSCM	PART NUMBER	DESCRIPTION USABLE ON CODE	U/M	QTY INC IN UNIT
6	1	XAOZZ		02660	143-018-12-117	GROUP 1606 EXTENDER CARD	EA	1
6	2	XAOZZ		88245	1281B1	CONNECTOR, PLUG, ELEC.....	EA	18
6	3	PAOZZ		51504	T350-0440-1-2	TERMINAL, STUD.....	EA	2
6	4	PAOZZ		51504	T900-440	SCREW, MACHINE.....	EA	2
6	5	XAOZZ		02660	133-018-53-117	NUT, SELF-LOCKING, HE.....	EA	1
6	6	XAOZZ		51504	1415-9650	CONNECTOR PLUG ELEC.....	EA	1
						PCB.....		

**TM 11-5805-727-34P-5-EE110-EA-PLG-050/E110 OA9102, 3, 4/TO 31W1-2FSC-164-5
NATIONAL STOCK NUMBER AND PART NUMBER INDEX**

SECTION IV

STOCK NUMBER	FIG.	ITEM	STOCK NUMBER	FIG.	ITEM
5905-00-005-2893	4	47	5905-00-141-0717	5	44
5910-00-007-2002	5	16	5905-00-141-0742	4	55
5905-00-060-3731	3	45	5905-00-141-0742	5	47
5905-00-104-8358	5	63	5905-00-141-0743	5	51
5905-00-104-8363	3	41	5905-00-141-0744	4	56
5905-00-104-8364	5	76	5905-00-141-0744	5	55
5905-00-104-8368	5	84	5905-00-141-1183	4	45
5905-00-105-7764	3	35	5905-00-141-1183	5	65
5905-00-105-7764	4	60	5895-00-186-1262	1	5
5905-00-105-7764	5	45	5961-00-186-2207	4	29
5905-00-105-7765	5	54	5961-00-186-2207	5	24
5905-00-105-7765	5	77	5961-00-186-2207	5	25
5905-00-105-7768	4	57	5895-00-195-0444	1	4
5905-00-106-1278	4	46	5961-00-199-6008	2	11
5905-00-106-1278	5	52	5910-00-233-4029	4	22
5905-00-106-1278	5	80	5910-00-233-4029	5	3
5905-00-106-3666	3	34	5910-00-233-4029	5	22
5905-00-106-3666	5	48	5905-00-235-3534	4	37
5905-00-106-3666	5	74	5905-00-238-5828	5	79
5961-00-106-3698	5	37	5965-00-258-6809	4	14
5905-00-110-0196	3	37	5355-00-274-8035	4	7
5905-00-110-0196	4	48	5945-00-387-3068	5	27
5905-00-110-0388	5	57	5905-00-400-4528	5	50
5905-00-110-0388	5	73	5905-00-407-2151	3	29
5905-00-110-7620	4	44	5910-00-433-1841	3	17
5905-00-110-7620	5	69	5910-00-433-1841	4	19
5905-00-110-7622	4	42	5935-00-468-2566	4	18
5905-00-110-7622	5	72	5999-00-488-9980	4	34
5905-00-111-1678	5	78	5999-00-488-9980	5	39
5905-00-111-4727	3	31	5999-00-488-9980	5	42
5905-00-111-4727	5	64	5940-00-501-9419	3	44
5910-00-113-5475	3	30	5940-00-501-9419	4	30
5910-00-113-5475	4	21	5940-00-501-9419	5	26
5910-00-113-5475	5	23	5961-00-535-4501	4	35
5905-00-114-0710	5	53	5961-00-535-4501	5	36
5905-00-114-0711	4	58	5950-00-676-7695	3	8
5905-00-114-0711	5	71	5935-00-775-5711	3	48
5905-00-114-5339	4	61	5935-00-775-5711	4	65
5905-00-114-5339	5	66	5935-00-775-5711	5	9
5905-00-114-5343	4	50	5961-00-826-9048	3	50
5905-00-114-5344	5	67	5950-00-845-9157	5	90
5905-00-115-3560	4	51	5961-00-902-1177	4	36
5905-00-116-8554	5	59	6240-00-910-3282	3	2
5905-00-116-8555	4	43	5905-00-911-3753	3	36
5905-00-116-8555	5	61	6250-00-916-2729	3	3
5905-00-116-8555	5	75	6250-00-916-2729	4	5
5905-00-116-8556	4	62	5961-00-925-3777	3	32
5905-00-116-8556	5	58	5961-00-926-2533	5	38
5905-00-119-3503	5	83	5961-00-926-2533	5	41
5905-00-119-3504	4	52	5961-00-938-4976	4	31
5905-00-119-3504	5	70	5961-00-938-4976	5	35
5905-00-119-8768	5	43	5961-00-938-4976	5	40
5905-00-119-8811	4	53	6250-00-955-9792	3	4
5905-00-119-8812	5	60	6250-00-955-9792	4	6
5905-00-120-9154	4	49	5961-00-979-0108	3	40
5905-00-120-9154	5	56	5999-01-006-8391	3	38
5910-00-125-0928	3	14	5999-01-006-8391	4	33
5910-00-125-0928	4	18	5970-01-025-0710	Z	13
5905-00-126-6683	4	39	5945-01-055-6968	5	28
5905-00-126-6683	5	49	6940-01-0064-588	2	10
5905-00-126-6683	5	81	5950-01-078-6496	4	63
5905-00-126-6705	4	54	5910-01-085-6424	4	23
5905-00-135-6045	5	62	5915-01-089-7905	2	9
5905-00-135-6046	4	40	5950-01-090-9978	5	92
5905-00-135-6046	4	41	5905-01-101-8278	5	68
5935-00-138-7501	2	12	5910-01-117-6248	3	43
5910-00-139-2406	3	42	5935-01-125-9322	5	29
5910-00-139-2406	4	28	5910-01-129-2709	4	26
5805-00-140-1537	1	3	5910-01-129-2709	5	1
5905-00-141-0598	5	82	5910-01-129-2709	5	11
5905-00-141-0717	4	59			

FSCM PART NUMBER	FIGURE NO.	ITEM NO.	FSCM PART NUMBER	FIGURE NO.	ITEM NO.
11136 AT810610	4	2	14655 CD1OFDO1K03	5	20
11183 B41283-100-25-81000	4	23	03791 CF03-RTS-2187	3	2
146714 CAC05Z5U334M050A	5	15	03791 CF03RTS2187RED	4	4
41121 C84725	3	36	88245 CL632-2	3	19

TM 11-5805-727-34P-5-EE110-EA-PLG-050/E110 OA9102, 3, 4/TO 31W1-2FSC-164-5

		FIGURE	ITEM			FIGURE	ITEM
FSCM	PART NUMBER	NO.	NO.	FSCM	PART NUMBER	NO.	NO.
81349	CSR13E106KP	3	30	81349	RCR07G561JS	4	57
81349	CSR13E106KP	4	21	81349	RCR07G562JS	4	56
81349	CSR13E106KP	5	23	81349	RCR07C562JS	5	55
51504	C050-5241	5	30	81349	RCR07G564JS	5	78
51504	C050-5359	5	31	81349	RCR07G681JS	4	40
51504	C050-6156	5	32	81349	RCR07G681JS	4	41
51504	C051-5250	5	33	81349	RCR07G682JS	4	42
51504	C051-5250	5	34	81349	RCR07G682JS	5	72
51504	C252-6221	5	92	81349	RCR07G820JS	3	41
81349	JANTX1N647	4	31	81349	RCR07GC82JS	5	43
81349	JANTX1N647	5	35	81349	RCR07C822JS	5	63
81349	JANTX1N647	5	40	81349	RCR20G102JS	3	37
81349	JANIN3020B	3	50	81349	RCR20G1O2JS	4	48
81349	JAN1N4993	4	29	81349	RCR20C4R7JS	4	54
81349	JAN1N4993	5	24	81349	RCR20G561JS	5	82
81349	JAN1N4993	5	25	81349	RCR32G681JS	4	37
81349	JAN2N2218A	5	38	81349	RJR26FW504P	5	68
81349	JAN2N2218A	5	41	81349	RNC60K4640FS	4	47
81349	JAN2N2907A	3	32	81349	RW69VIRO	3	45
81349	JAN2N3055	2	11	80223	SS0-3	5	90
95146	KN-500B-1/4	4	7	80223	SSOCM	5	89
04713	MDA970A1	3	11	5L504	T100-4101	5	94
81349	M27/70-10	4	63	51504	T111-0010	4	17
81349	M39003/01-3002	5	3	51504	T350-0440-1-2	3	46
81349	N39003/01-3002	5	22	51504	T350-0440-1-2	4	64
81349	M39003/01-3003	5	16	51504	7350-0440-1-2	5	98
81349	M39018/03-1241N	3	43	51504	T7350-0440-1-2	6	3
70674	PJ339W	4	10	51504	T350440-1-4	5	86
81349	RCR07G101JS	4	45	51504	T350-0440-3-8	4	13
81349	RCR07G101JS	5	65	51504	7350-0440-5-8	4	3
81349	RCR07G102JS	4	44	51504	7350-0440-9-16	5	91
81349	RCR07G102JS	5	69	51504	7350-0632-1-4	4	1
81349	RCR07G103JS	3	34	51504	7350-0632-5-8	3	15
81349	RCR07G103JS	5	48	51504	T350-1032-1-4	3	13
81349	RCR07G103JS	5	74	51504	7350-1032-1-4	4	16
81349	RCR07G104JS	5	57	51504	T400-0632-1-16	5	93
81349	RCR07G104JS	5	73	51504	T900-0440	3	47
81349	RCR07G105JS	5	59	51504	T900-0440	4	11
81349	RCR07G121JS	5	60	51504	7900-0440	5	88
81349	RCR07G123JS	4	46	51504	7900-0632	3	16
81349	RCR07G123JS	5	52	51504	7900-440	6	4
81349	RCR07G123JS	5	80	51504	7950-0006	3	5
81349	RCR07G124JS	5	50	51504	T950-0440	4	12
81349	RCR07G125JS	5	76	51504	7950-0440	5	87
81349	RCR07G151JS	4	53	51504	T950-1006	3	6
81349	RCR07G153JS	4	43	51504	U404-2421	5	95
81349	RCR07G153JS	5	61	51504	U404-2444	5	97
81349	RCR07G153JS	5	75	51504	U410-2050	2	2
81349	RCR07G154JS	4	61	51504	U410-2132	3	1
81349	RCR07G154JS	5	66	51504	U410-2320	3	18
81349	RCR07G181JS	4	55	51504	U410-2320	4	20
81349	RCR07G181JS	5	47	51504	U410-2461-01	4	15
81349	RCR07G182JS	4	50	51504	U410-2501	2	4
81349	RCR07G183JS	4	51	51504	U410-2531	2	5
81349	RCR07G184JS	5	67	51504	U410-2580	2	3
81349	RCR07G222JS	3	35	51504	U410-2610	2	8
81349	RCR07G222JS	4	60	51504	U410-2630-02	2	7
81349	RCR07G222JS	5	45	51504	U415-2111	4	9
81349	RCR07G223JS	4	62	98291	016-2003BLACK	3	26
81349	RCR07G223JS	5	58	98291	016-2003WHITE	3	24
81349	RCR07G224JS	5	54	28480	0684-1221	3	29
81349	RCR07G224JS	5	77	04062	IMDF-102	4	28
81349	RCR07G271JS	5	83	02799	IMDF1-102	S	Z
81349	RCR07G272JS	3	31	72136	IMDF1-102J	3	42
81349	RCR07G272JS	5	64	02799	IMDF1-103	5	12
81349	RCR07G273JS	4	52	04062	IMDF1-103	5	18
81349	RCR07G273JS	5	70	04062	IMDF1-472	4	27
81349	RCR07C330JS	5	62	04062	1MD1-333J	4	24
81349	RCR07G331JS	5	53	52542	102415	3	4
81349	RCR07G332JS	4	39	52542	102415	4	6
81349	RCR07C332JS	5	49	98291	119-0076-00-0-009	5	96
81349	RCR07G332JS	5	81	98291	119-0101-00-0-009	4	34
81349	RCR07G392JS	5	51	98291	119-0101-00-0-009	5	39
81349	RCR07G470JS	5	84	98291	119-0101-00-0-009	5	42
81349	RCR07G471JS	4	49	94135	1227001-5071	3	12
81349	RCR07G471JS	5	56	94135	122700-5071	3	44
81349	RCR07G472JS	4	58	94135	1227001-5071	4	30
81349	RCR07G472JS	5	71	94135	1227001-5071	5	26
81349	RCR07G473JS	4	59	88245	1281B1	6	2
81349	RCR07G473JS	5	44	02660	133-018-43	3	48

TM 11-5805-727-34P-5-EE110-EA-PLG-050/E110 OA9102, 3, 4/TO 31W1-2FSC-164-5

FSCM	PART NUMBER	FIGURE	ITEM	FSCM	PART NUMBER	FIGURE	ITEM
		NO.	NO.			NO.	NO.
O2660	133-018-43	4	65	80294	3359W1-103	5	79
O2660	133-018-43	5	99	32297	335911-502	5	46
O2660	133-018-53-117	6	5	79515	342012AL	3	23
51504	1410-0290	3	49	56289	36D842G040BB2A	3	14
51504	1410-0630	5	100	56289	36D842G040BB2A	4	18
51504	1410-233	3	21	02799	40347	4	32
51504	1410-234	3	20	51504	41010-97-01	1	1
51504	1410-6290	3	28	51504	41029-01	1	5
51504	1410-9301	4	66	51504	41030-01	1	4
51504	1415-9650	6	6	51504	41063-02	1	3
0260	143-018-12-117	2	6	51504	41565	1	2
02660	143-018-12-117	6	1	56289	4586-48	3	17
56289	150D185X9020A2	4	22	56289	4586-48	4	19
58321	160--110-1008	4	25	72619	515-0051	3	3
58321	160-1-10-1008	5	4	72619	515-0051	4	5
58321	160-1-10-1000	5	21	26625	611-1-560PF	5	6
16428	174198	2	10	2662S	611-2-2400PF	5	14
97101	1800-00G3AR0ST4-8716	2	1	26625	611-2-2700PF	5	9
98291	19-0076-02-0-00 9	3	25	26625	611-3-8200PF	5	8
04713	2N2646	4	36	26625	611-3-9100PF	5	5
80131	2N4037	3	40	26625	611-4-013UF	5	11
80131	2N6027	5	37	26625	611-4-015UF	5	10
12300	20C252	5	28	26625	611-4-015UF	5	19
52458	201110-6	2	14	26625	611-4-051UF	5	17
80009	214-1291-00	3	38	83330	6266	2	12
80009	214-1291-00	4	33	83330	6285	Z	13
96256	23V52	3	8	01121	70V1K	4	8
30003	247ASC0643-001	4	35	09353	71015	3	22
30003	247ASC0643-001	5	36	72982	8131-100-651-473H	5	13
77342	27E323	5	29	83330	823	Z	9
07109	28ABC	4	14	09353	8631Q	5	*5
19701	3070EE101T040SF	4	26	01121	90V10K	4	38
19701	3070EE101T040SF	5	1	01121	90V7K	3	33
19701	3070EE101T040SF	5	17	51504	9410-9199	3	10
79515	312001	3	27	13499	970-2402-100	5	27

By Order of the Secretaries of the Army, the Navy and the Air Force:

Official:

ROBERT M. JOYCE
Major General, United States Army
The Adjutant General

JOHN A. WICKHAM JR.
General, United States Army
Chief of Staff

Official:

JAMES P. MULLINS
General, USAF, Commander, Air Force
Logistics Command

G. B. SCHICK, JR.
Rear Admiral, United States Navy
Commander, Naval Electronic
Systems Command

CHARLES A GABRIEL
General, USAF
Chief of Staff

Distribution:

To be distributed in accordance with special list.

RECOMMENDED CHANGES TO EQUIPMENT TECHNICAL PUBLICATIONS



THEN... JOT DOWN THE DOPE ABOUT IT ON THIS FORM. CAREFULLY TEAR IT OUT, FOLD IT AND DROP IT IN THE MAIL!

SOMETHING WRONG WITH THIS PUBLICATION?

FROM: (PRINT YOUR UNIT'S COMPLETE ADDRESS)

DATE SENT

PUBLICATION NUMBER

PUBLICATION DATE

PUBLICATION TITLE

BE EXACT... PIN-POINT WHERE IT IS

IN THIS SPACE TELL WHAT IS WRONG AND WHAT SHOULD BE DONE ABOUT IT:

PAGE NO.

PARA-GRAPH

FIGURE NO.

TABLE NO.

TEAR ALONG PREPARED LINE

PRINTED NAME, GRADE OR TITLE, AND TELEPHONE NUMBER

SIGN HERE.

DA FORM 2028-2
1 JUL 79

PREVIOUS EDITIONS ARE OBSOLETE.

P.S.—IF YOUR OUTFIT WANTS TO KNOW ABOUT YOUR RECOMMENDATION MAKE A CARBON COPY OF THIS AND GIVE IT TO YOUR HEADQUARTERS.

This fine document...

Was brought to you by me:



[Liberated Manuals -- free army and government manuals](#)

Why do I do it? I am tired of sleazy CD-ROM sellers, who take publicly available information, slap “watermarks” and other junk on it, and sell it. Those masters of search engine manipulation make sure that their sites that sell free information, come up first in search engines. They did not create it... They did not even scan it... Why should they get your money? Why are not letting you give those free manuals to your friends?

I am setting this document FREE. This document was made by the US Government and is NOT protected by Copyright. Feel free to share, republish, sell and so on.

I am not asking you for donations, fees or handouts. If you can, please provide a link to liberatedmanuals.com, so that free manuals come up first in search engines:

<A HREF=<http://www.liberatedmanuals.com/>>Free Military and Government Manuals

- Sincerely
Igor Chudov
<http://igor.chudov.com/>
- [Chicago Machinery Movers](#)