

**ORGANIZATIONAL AND DIRECT SUPPORT MAINTENANCE  
REPAIR PARTS AND SPECIAL TOOLS LIST  
(INCLUDING DEPOT MAINTENANCE REPAIR PARTS AND SPECIAL TOOLS)**

**FOR**

**MULTIPLEXER SET AN/FCC-97  
THROUGH  
AN/FCC-97(V)4  
(NSN 5805-01-027-0308)**

---

**DEPARTMENTS OF THE ARMY AND THE AIR FORCE**

**15 JUNE 1983**

TECHNICAL MANUAL }  
No. 11-5805-694-23P }  
TECHNICAL ORDER }  
NO. 31W2-4-287-14 }

DEPARTMENTS OF THE ARMY  
AND THE AIR FORCE

WASHINGTON, DC, 15 June 1983

**ORGANIZATIONAL AND DIRECT SUPPORT MAINTENANCE  
REPAIR PARTS AND SPECIAL TOOLS LIST  
(INCLUDING DEPOT MAINTENANCE REPAIR PARTS AND SPECIAL TOOLS)  
FOR  
MULTIPLEXER SET AN/FCC-97  
THROUGH  
AN /FCC-97(V)4  
(NSN 5805-01-027-0308)**

Current as of 20 January 1983

**REPORTING ERRORS AND RECOMMENDING IMPROVEMENTS**

You can help improve this manual. If you find any mistakes or if you know of a way to improve the procedures, please let us know. Mail your letter, DA Form 2028 (Recommended Changes to Publications and Blank Forms), or DA Form 2028-2 located in the back of this manual direct to Commander, US Army Communications-Electronics Command and Fort Monmouth, ATTN: DRSEL-ME-MP, Fort Monmouth, NJ 07703.

For Air Force, submit AFTO Form 22 (Technical Order System Publication Improvement Report and Reply) in accordance with paragraph 6-5, Section VI, T.O. 00-5-1. Forward direct to prime ALC/MST.

In either case, a reply will be furnished direct to you.

**Table of Contents**

		Page	Illus Figure
SECTION I.	Introduction.....	1	
II.	Repair Parts List .....	5	
GROUP 00	Multiplexer Set AN/FCC-97 through AN/FCC-97(V)4		
01	Multiplexer-Demultiplexer Group OB-84/FCC-97 through OB-84/FCC-97(V)4....	5	1
	0101 Terminal Shelf, Multiplexer.....	7	2
	0102 Power and Alarm Unit AC.....	9	3
	0103 Power and Alarm Unit DC.....	11	4
	0104 Transmit Time Base Unit (No parts authorized)		
	0105 Transmit Control Channel Unit (No parts authorized)		
	0106 Receive Unit (No parts authorized)		
	0107 Receive Time Base Unit (No parts authorized)		
	0108 Receive Control Channel Unit (No parts authorized)		
	0109 T1 Test Word Generator/Detector (No parts authorized)		
	0110 T1/NRZ Test Word Generator/Detector (No parts authorized)		
	0111 Interface Unit (No parts authorized)		
	0112 PCM Access Unit (No parts authorized)		
	0113 Transmit Channel Unit (No parts authorized)		
	0114 Receive Channel Unit (No parts authorized)		
	0115 NRZ Access Unit (Normal Mux) (No parts authorized)		
	0116 NRZ Access Unit (Standby MUX) (No parts authorized)		
	0117 Transmit Channel Unit (NRZ) (No parts authorized)		

Table of Contents- Continued

		Page	Illus Figure
SECTION II	Continued		
GROUP 01	0118 Receive Channel Unit (NRZ) (No parts authorized)		
-Cont.	0119 Baseboard Monitor (No parts authorized)		
02	Switch, Protection SA-2127/FCC-97(V).....	13	5
	0201 Jack Block Assembly and Housing .....	15	6
	0202 Transmit Switch Common (No parts authorized)		
	0203 Receive Switch Common (No parts authorized)		
	0204 T1 Driver Unit (No parts authorized)		
03	Switch Protection SA-2343/FCC-97(V).....	17	7
	0301 Jack Block and Housing Assembly (See Figure 6 for parts)		
	0302 Transmit Switch Common (No parts authorized)		
	0303 Receive Switch Common (No parts authorized)		
	0304 T1 Drive Unit (No parts authorized)		
	0305 Status 1 Module (No parts authorized)		
	0306 Status 2 Module (No parts authorized)		
	0307 NRZ Jack Panel (No parts authorized)		
	0308 Auxiliary Power Supply OP-129/FCC-97(V).....	19	8
	030801 + 5 VDC Power Supply (No parts authorized)		
	030802 Auxiliary Power Failure Alarm (No parts authorized)		
	030803 Power Supply Shelf (Rearview) .....	21	9
SECTION III.	Special Tools List (Not applicable)		
IV.	National Stock Number and Part Number Index .....	22	

**SECTION I  
INTRODUCTION**

---

**1. Scope**

This manual lists spares and repair parts; special tools; special test, measurement, and diagnostic equipment (TMDE), and other special support equipment required for performance of organizational and direct support maintenance of the AN/FCC-97 through AN/FCC-97(V)4. It authorizes the requisitioning and issue of spares and repair parts as indicated by the source and maintenance codes.

**2. General**

This Repair Parts and Special Tools List is divided into the following sections:

*a. Section II. Repair Parts List.* A list of spares and repair parts authorized for use in the performance of maintenance. The list also includes parts which must be removed for replacement of the authorized parts. Parts lists are composed of functional groups in numeric sequence, with the parts in each group listed in figure and item number sequence.

*b. Section III. Special Tools List.* Not applicable.

*c. Section IV. National Stock Number and Part Number Index.* A list, in National item identification number (NIIN) sequence, of all National stock numbers (NSN) appearing in the listings, followed by a list, in alphanumeric sequence, of all part numbers appearing in the listings. National stock numbers and part numbers are cross-referenced to each illustration figure and item number appearance.

**3. Explanation of Columns**

*a. Illustration.* This column is divided as follows:

(1) *Figure number.* Indicates the figure number of the illustration on which the item is shown.

(2) *Item number.* The number used to identify item called out in the illustration.

*b. Source, Maintenance, and Recoverability (SMR) Codes.*

(1) *Source code.* Source codes indicate the manner of acquiring support items for maintenance, repair, or overhaul of end items. Source codes are entered in the first and second positions of the Uniform SMR Code format as follows:

<i>Code</i>	<i>Definition</i>
PA -	Item procured and stocked for anticipated or known usage.
XA -	Item is not procured or stocked because the requirements for the item will result in the replacement of the next higher assembly.

**NOTE**

**Cannibalization or salvage may be used as a source of supply for any items source coded above except those coded XA and aircraft support items as restricted by AR 700-42.**

(2) *Maintenance code.* Maintenance codes are assigned to indicate the levels of maintenance authorized to USE and REPAIR support items. The maintenance codes are entered in the third and fourth positions of the Uniform SMR Code format as follows:

(a) The maintenance code entered in the third position will indicate the lowest maintenance level authorized to remove, replace, and use the support item. The maintenance code entered in the third position will indicate one of the following levels of maintenance:

<i>Code</i>	<i>Definition</i>
O -	Support item is removed, replaced, used at the organizational level.
F -	Support item is removed, replaced, used at the direct support level.

(b) The maintenance code entered in the fourth position indicates whether the item is to be repaired and identifies the lowest maintenance level with the capability to perform complete repair (i.e., all authorized maintenance functions). This position will contain one of the following maintenance codes:

<i>Code</i>	<i>Definition</i>
D -	The lowest maintenance level capable of complete repair of the support item is the depot level.
Z -	Nonreparable. No repair is authorized.

(3) *Recoverability code.* Recoverability codes are assigned to support items to indicate the disposition action on unserviceable items. The recoverability code is entered in the fifth position of the Uniform SMR Code format as follows:

*Recoverability*

<i>Code</i>	<i>Definition</i>
Z -	Nonreparable item. When unserviceable, condemn and dispose at the level indicated in position 3.
D -	Reparable item. When beyond lower level repair capability, return to depot. Condemnation and disposal not authorized below depot level.
A -	Item requires special handling or condemnation procedures because of specific reasons (i.e., precious metal content, high dollar value, critical material or hazardous material). Refer to appropriate manuals/directives for specific instructions.

c. *National Stock Number.* Indicates the National stock number assigned to the item and will be used for requisitioning purposes.

d. *Federal Supply Code for Manufacturer (FSCM).* The FSCM is a 5-digit numeric code listed in SB 708-41/42 which is used to identify the manufacturer, distributor, or Government agency, etc.

e. *Part Number.* Indicates the primary number used by the manufacturer (individual, company, firm, corporation, or Government activity), which controls the design and characteristics of the item by means of its engineering drawings, specifications, standards, and inspection requirements to identify an item or range of items.

**NOTE**

**When a stock numbered item is requisitioned, the repair part received may have a different part number than the part being replaced.**

f. *Description* Indicates the Federal item name and, if required, a minimum description to identify the item.

g. *Unit of Measure (U/M).* Indicates the standard of the basic quantity of the listed item as used in performing the actual maintenance function. This measure is expressed by a two-character alphabetical abbreviation (e.g., ea, in, pr, etc.). When the unit of measure differs from the unit of issue, the lowest unit of issue that will satisfy the required units of measure will be requisitioned.

h. *Quantity Incorporated in Unit.* Indicates the quantity of the item used in the breakout shown on the illustration figure, which is prepared for a functional group, subfunctional group, or an assembly.

**4. Special Information**

a. Usable on codes are shown in the description column. Uncoded items are applicable to all

models. Identification of the usable on codes used in this publication are:

<i>Code</i>	<i>Used on</i>
EPV	OB-84/FCC-97
EPW	OB-84/FCC-97(V)1
EPX	OB-84/FCC-97(V)2
EPY	OB-84/FCC-97(V)3
EPZ	OB-84/FCC-97(V)4
EPS	SA-2127/FCC-97(V)
EPT	SA-2343/FCC-97(V)
EPU	OP-129/FCC-97(V)

b. The following publication pertains to the AN/FCC-97 through AN/FCC-97(V)4 and its components: TM 11-5805-694-14, Multiplexer Set AN/FCC-97.

c. National stock numbers (NSN's) that are missing from P source coded items have been applied for and will be added to this TM by future change/revision when they are entered in the Army Master Data File (AMDF). Until the NSN's are established and published, submit exception requisitions to: Commander, US Army Communications-Electronics Command and Fort Monmouth, ATTN: DRSELMM, Fort Monmouth, New Jersey 07703 for the part required to support your equipment.

**5. How to Locate Repair Parts**

a. When National stock number or part number is unknown.

(1) *First.* Using the table of contents, determine the functional group within which the item belongs. This is necessary since illustrations are prepared for functional groups and listings are divided into the same groups.

(2) *Second* Find the illustration covering the functional group to which the item belongs.

(3) *Third* Identify the item on the illustration and note the illustration figure and item number of the item.

(4) *Fourth.* Using the Repair Parts Listing, find the figure and item number noted on the illustration.

b. *When National stock number or part number is known.*

(1) *First.* Using the Index of National Stock Numbers and Part Numbers, find the pertinent National stock number or part number. This index is in NIIN sequence followed by a list of part numbers in alphanumeric sequence, cross-referenced to the illustration figure number and item number.

(2) *Second,* After finding the figure and item number, locate the figure and item number in the repair parts list.

**6. Abbreviations**

Not applicable.

(Next printed page is 4)

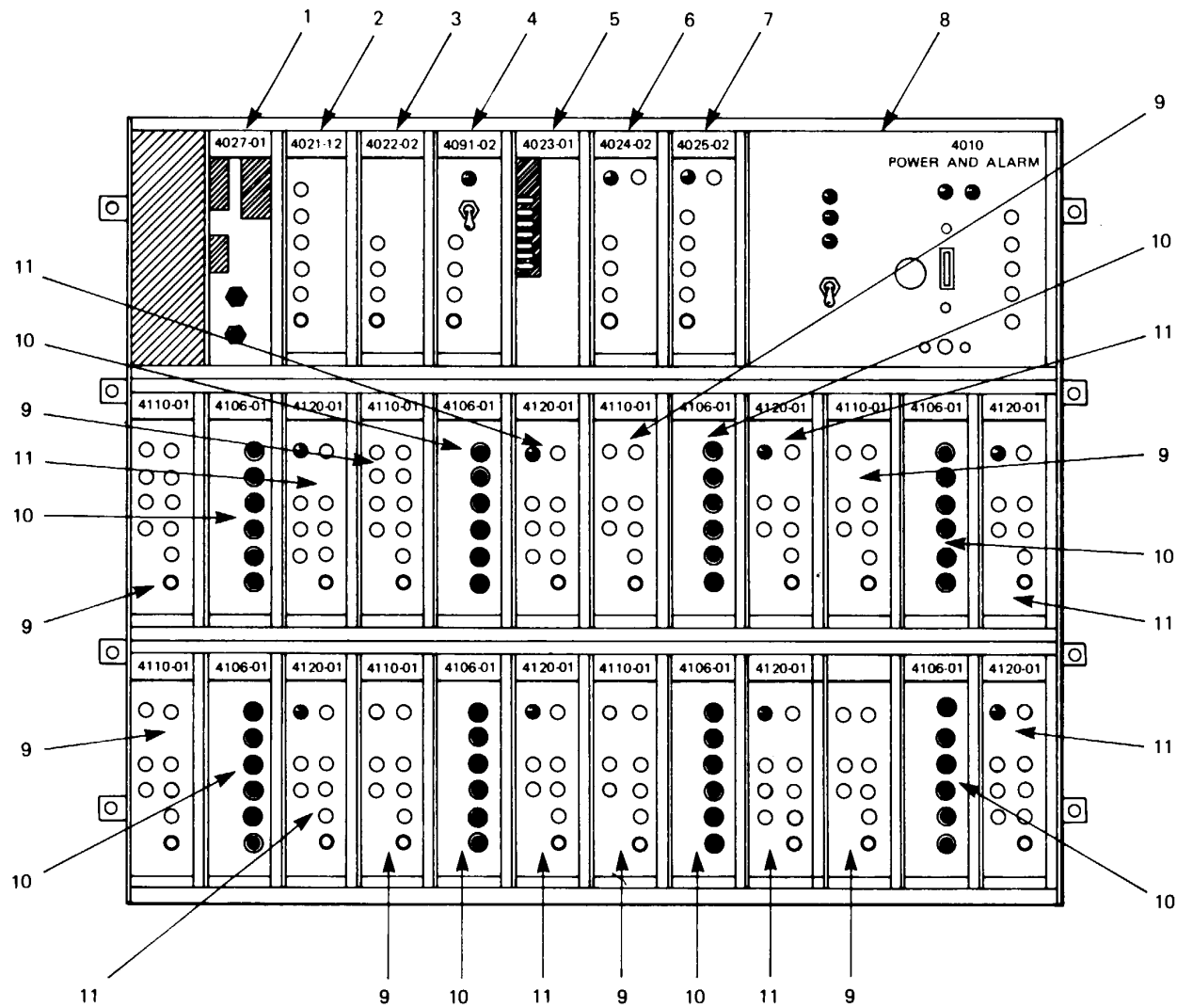


Figure 1. Multiplexer-Demultiplexer Group OB-84/FCC-97 through OB-84/FCC(V)4 (Sheet 1 of 2)

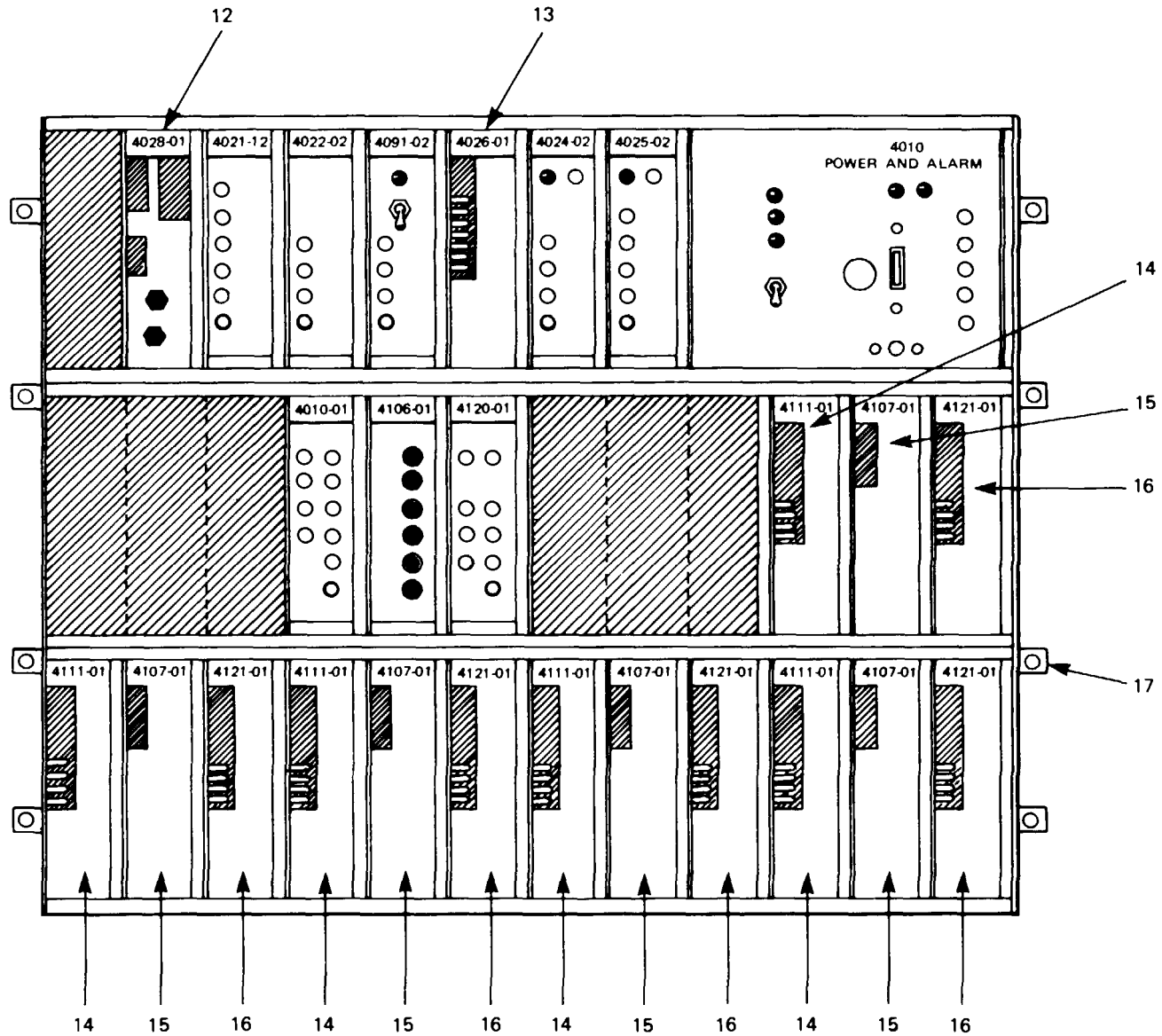


Figure 1. Multiplexer-Demultiplexer Group OB-84/FCC-97 through OB-84/FCC(V)4 (Sheet 2 of 2)

EL1RY032

SECTION II

TM 11-5805-694-23P/TO 31W2-4-287-14

(1) ILLUSTRATION		(2)	(3)	(4)	(5)	(6)	(7)	(8)
(a) FIG NO.	(b) ITEM NO.	SMR CODE	NATIONAL STOCK NUMBER	FSCM	PART NUMBER	DESCRIPTION  USABLE ON CODE	U/M	QTY INC IN UNIT
						GROUP 01 MULTIPLEXER DEMULTIPLEXER GROUP 08-84/FCC-97 THRU 08-84/FCC-97(V)		
1	1	PAOZA	5805-01-034-8756	13643	12270-010	ELECTRONIC COMPONEN.....EPV, EPW	EA	1
1	2	PAOZA	5805-01-034-8759	13643	15170-020	ELECTRONIC COMPONEN..... EPV, EPW, EPX, EPY, EPZ	EA	1
1	3	PAOZA	5805-01-034-8760	13643	12180-020	ELECTRONIC COMPONEN .... EPV, EPW, EPX, EPY, EPZ	EA	1
1	4	PAOZA		13643	15150-020	ELECTRONIC COMPONEN..... EPV, EPW, EPX, EPY, EPZ	EA	1
1	5	PAOZA		13643	12170-020	RCV INPUT .....EPV, EPW, EPX	EA	1
1	6	PAOZA	5805-01-034-8755	13643	12160-020	ELECTRONIC COMPONEN..... EPV, EPW, EPX, EPY, EPZ	EA	1
1	7	PAOZA		13643	12150-020	RCV CTRL CHAN UNIT ..... EPV, EPW, EPX, EPY, EPZ	EA	1
1	8	PAODD		13643	12130-010	PTO 8 ALM UNIT (AC).....EP	EA	1
1	8	PAODA	5805-01-041-3837	13643	12425-010	ELECTRONIC COMPONEN.....EPV, EPX, EPY, EPZ	EA	1
1	9	PAOZA		13643	12220-011	XMT CHAN UNIT .....EPV, EPZ	EA	8
1	9	PAOZA		13643	12220-011	XMT CHAN UNIT .....EPW	EA	4
1	9	PAOZA		13643	12220-011	XMT CHAN UNIT .....EPX	EA	5
1	10	PAOZA	5805-00-040-8925	13643	12540-010	ELECTRONIC COMPONEN..... EPV, EPZ	EA	8
1	10	PAOZA	5805-01-040-8925	13643	12540-010	ELECTRONIC COMPONEN.....EP	EA	4
1	10	PAODA	5805-01-040-8925	13643	12540-010	ELECTRONIC COIMPONE .....EPX	EA	5
1	11	PAOZA		13643	12330-011	RCV CHAN UNIT .....EPV, EPZ	EA	8
1	11	PAOZA		13643	12330-011	RCV CHAN UNIT .....EPW	EA	4
1	11	PAOZA		13643	12330-011	RCV CHAN UNIT .....EPX	EA	5
1	12	PAODA		13643	16530-010	TI/NRZ TEST DO GEN.....EPX, EPY, EPZ	EA	1
1	13	PAODA	5999-01-114-1240	13643	16600-010	CIRCUIT CARD ASSEMB .....EPY, EPZ	EA	1
1	14	PAODA		13643	16510-010	XMT CHAN UNIT (NRZ) .....EPX	EA	1
1	14	PAODA		13643	16510-010	XMT CHAN UNIT (NRZ) .....EPY	EA	5
1	15	PAOZA		13643	16520-010	NRZ ACCESS U (NORM).....EPX	EA	1
1	15	PAOZA		13643	16520-010	NRZ ACCESS U (NORM).....EPY	EA	5
1	15	PAOZA		13643	16540-010	NRZ ACCESS U (STBY).....EPX	EA	1
1	15	PAOZA		13643	16540-010	NRZ ACCESS U (STBY).....EPY	EA	5
1	16	PAODA		13643	16515-030	RCV CHAN UNIT (NRZ) .....EPX	EA	1
1	16	PAOZA		13643	16515-010	RCV CHAN UNIT (NRZ) .....EPY	EA	5
1	17	XAFDA		13643	12110-020	SHELF TERM MUX.....EPV, EPW	EA	1
1	17	XAFDA		13643	12110-040	SHELF TERM MUX..... EPX, EPY, EPZ	EA	1



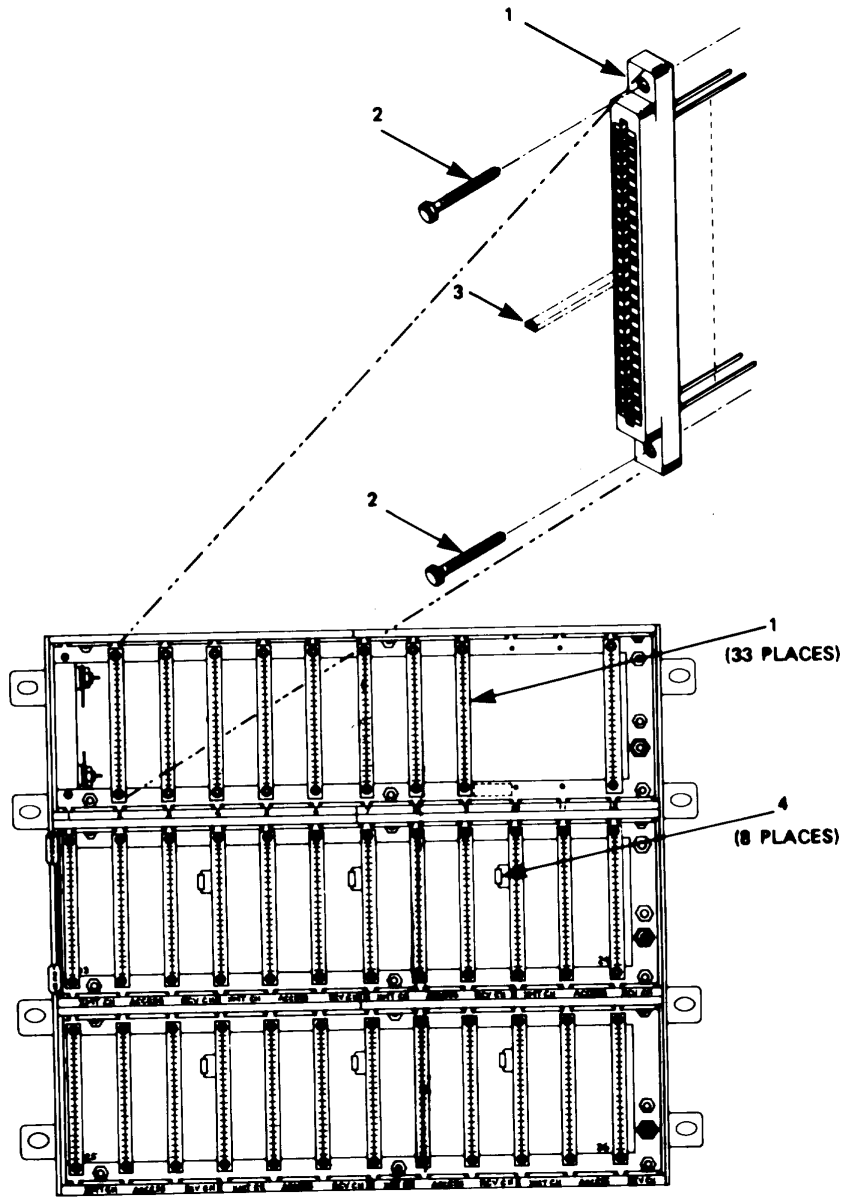


Figure 2. Terminal Shelf, Multiplexer.

EL1RY035

SECTION II

TM 11-5805-694-23P/TO 31W2-4-287-14

(1) ILLUSTRATION		(2)	(3)	(4)	(5)	(6)	(7)	(8)
(a) FIG NO.	(b) ITEM NO.	SMR CODE	NATIONAL STOCK NUMBER	FSCM	PART NUMBER	DESCRIPTION  USABLE ON CODE	U/M	QTY INC IN UNIT
						GROUP 0101      TERMINAL SHELF, MULTIPLEXER		
2	1	PAFZZ	5935-00-156-3388	00779	1-67031-4	CONNECTOR.RECEPTACL .....EPV, EPW	EA	33
2	1	PAFZZ	5935-00-156-3388	00779	1-67031-4	CONNECTOR, RECEPTACL .....EPX, EPY, EPZ	EA	33
2	2	PAFZZ		93907	4-40X1-2PH	SCREW TAPTITE .....EPV, EPW	EA	66
2	2	PAFZZ		93907	4-40X1-2PH	SCREW TAPTITE.....EPX, EPY, EPZ	EA	66
2	3	PAFZZ	5935-00-931-4852	00779	67611-6	KEY, POLARIZING.....EPV, EPW	EA	33
2	3	PAFZZ	5935-00-931-4852	00179	67611-6	KEY, POLARIZING.....EPX, EPY, EPZ	EA	33
2	4	PAFZZ	5905-00-110-7620	81349	RCR07GF102J	RES C.....EPV, EPW	EA	8
2	4	PAFZZ	5905-00-110-7620	81349	RCR07GF102J	RES C.....EPX, EPY.	EA	8

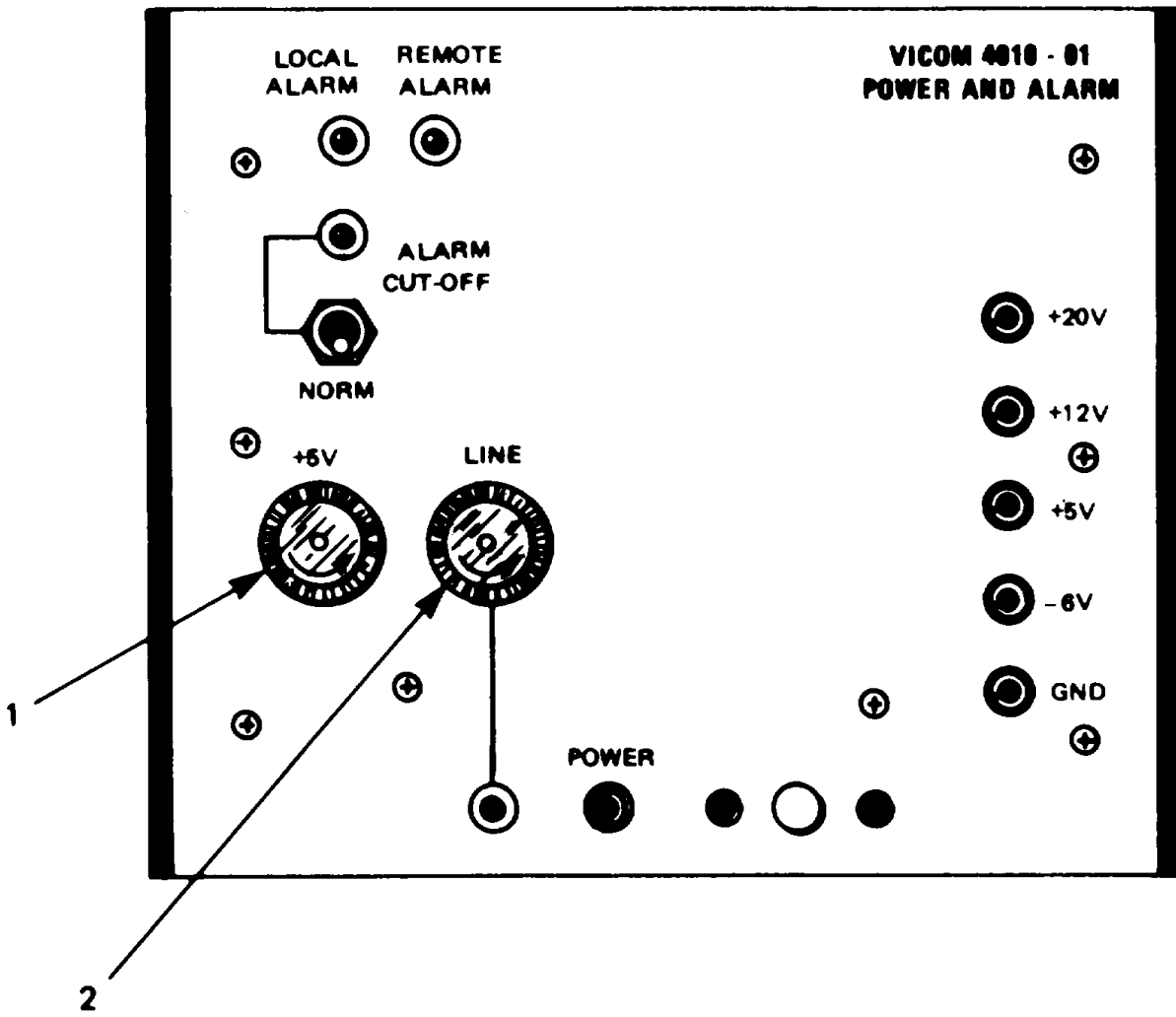


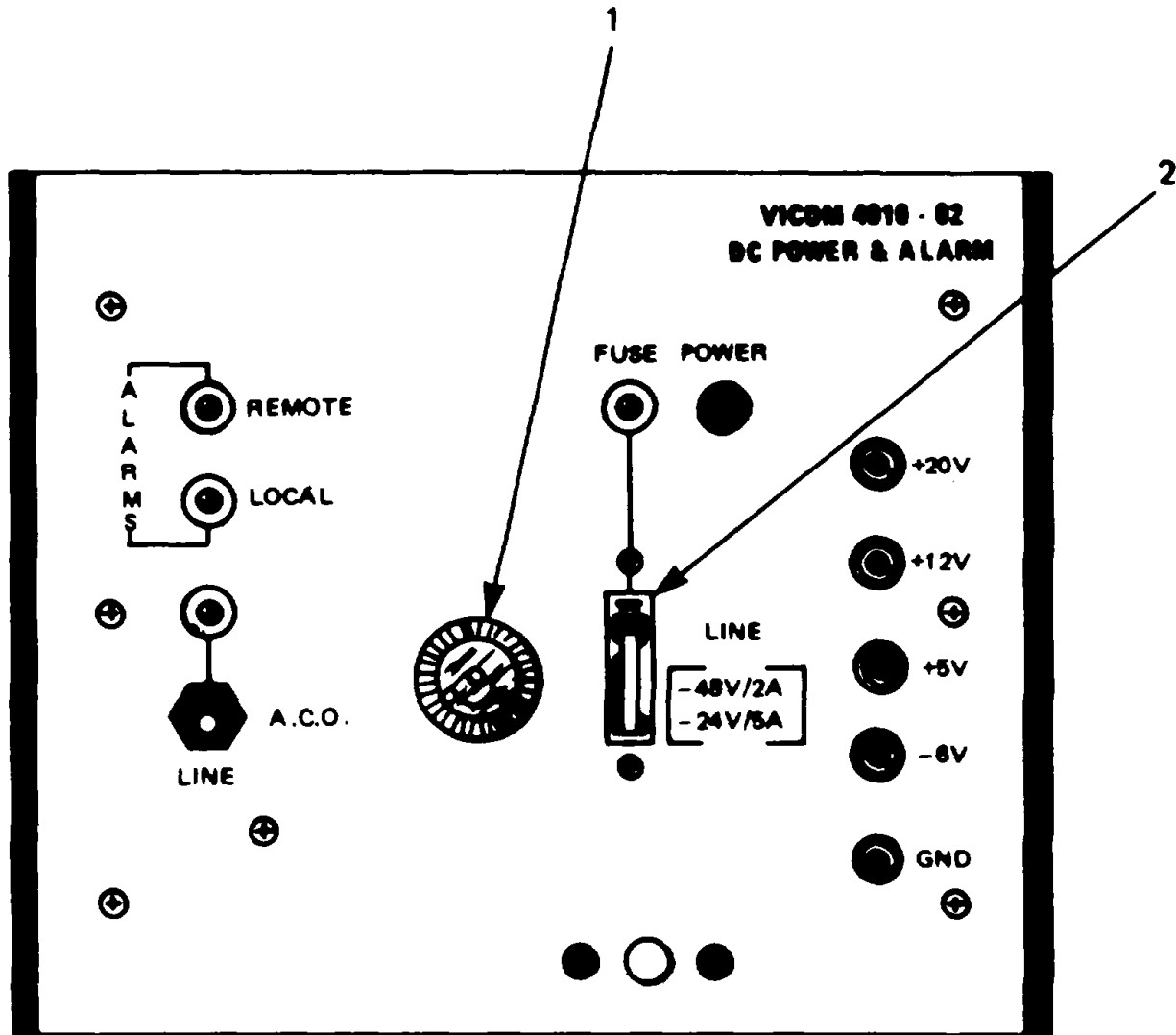
Figure 3. Power and Alarm Unit (AC).

EL1RY033

SECTION II

TM 11-5805-694-23P/TO 31W2-4-287-14

(1) ILLUSTRATION		(2)	(3)	(4)	(5)	(6)	(7)	(8)
(a) FIG NO.	(b) ITEM NO.	SMR CODE	NATIONAL STOCK NUMBER	FSCM	PART NUMBER	DESCRIPTION  USABLE ON CODE	U/M	QTY INC IN UNIT
3	1	PAOZZ	5920-00-907-1245	71400	GBB-5	GROUP 0102 POWER AND ALARM UNIT AC		
3	2	PADZZ	5920-00-857-8933	71400	GMT 2	FUSE, CARTRIDGE .....EPW FUSE, INDICATOR ALARM .....EPW	EA EA	1 1



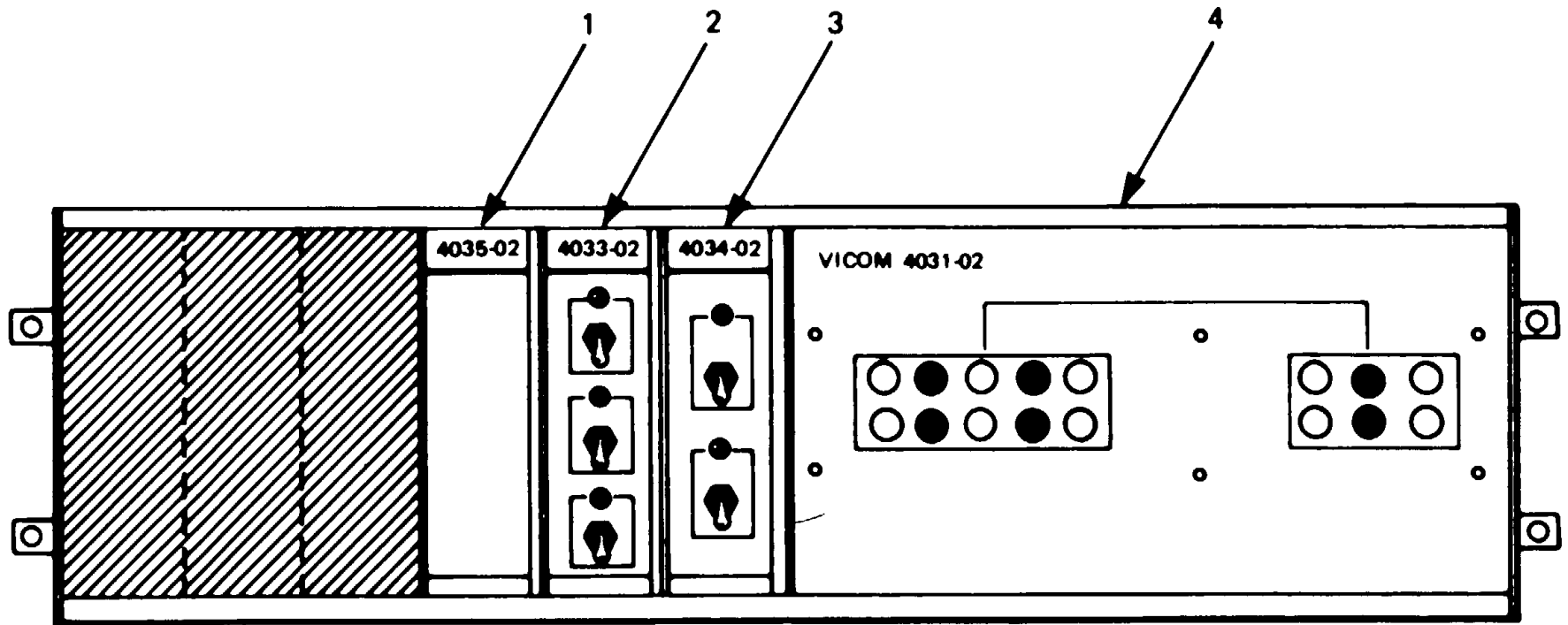
EL1RY034

Figure 4. Power and Alarm Unit (DC).

Section II

TM 11-5805-694-23P/TO 31W2-4-287-14

(1) ILLUSTRATION		(2)	(3)	(4)	(5)	(6)	(7)	(8)
(a) FIG NO.	(b) ITEM NO.	SMR CODE	NATIONAL STOCK NUMBER	FSCM	PART NUMBER	DESCRIPTION  USABLE ON CODE	U/M	QTY INC IN UNIT
4	1	PAOZZ	5920-00-907-1245	71400	GBB-5	GROUP 0103 POWER AND ALARM UNIT DC		
4	2	PAOZZ	5920-00-857-8933	71400	GMT2	FUSE, CARTRIDGE .....EPV, EPX, EPY, EPZ FUSE, INDICATOR ALARM .....EPV, EPX, EPY, EPZ	EA EA	1 1



EL1RY036

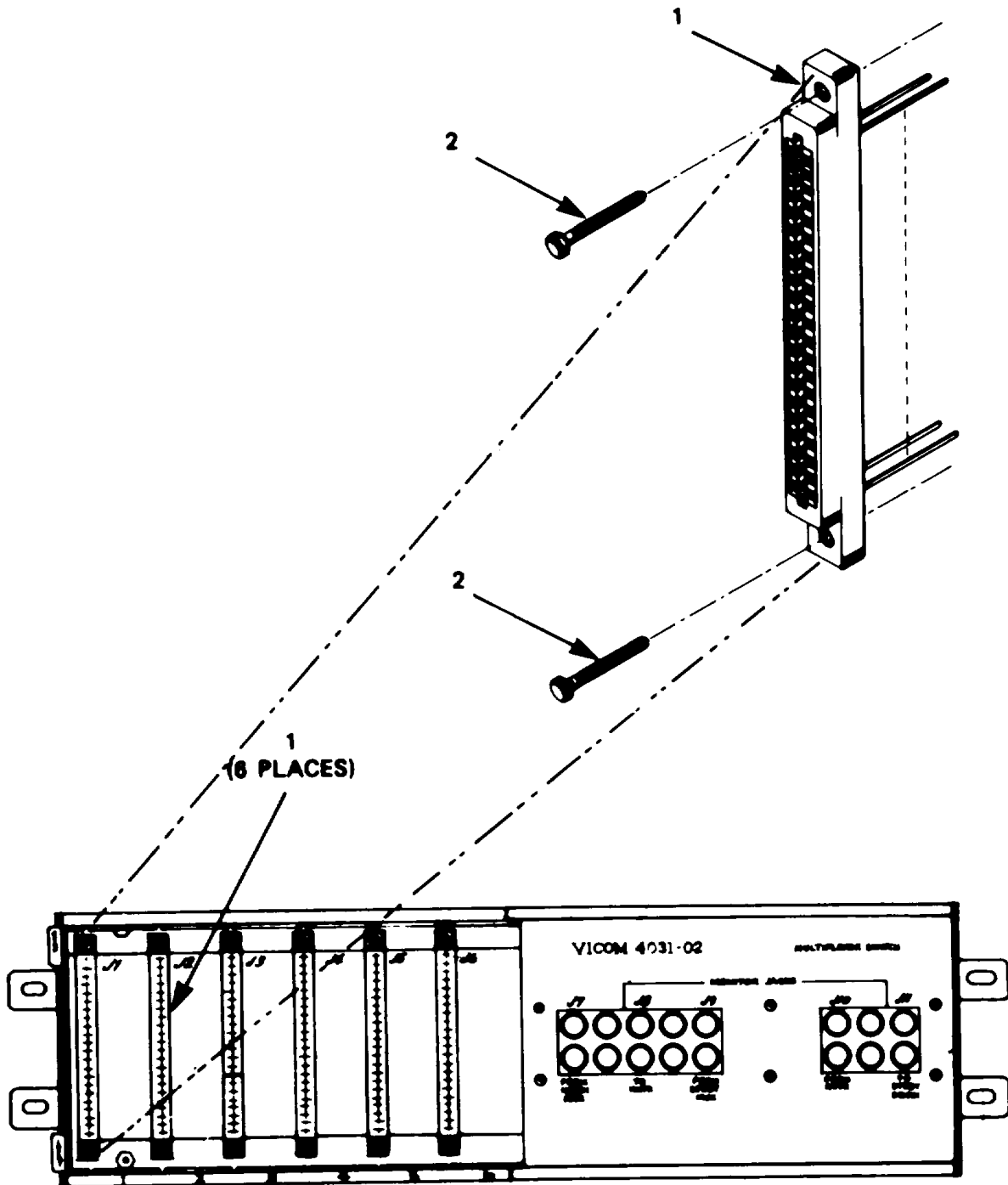
Figure 5. Switch Protection SA-2127/FCC-97(V).

Section II

TM 11-5805-694-23P/TO 31W2-4-287-14

(1) ILLUSTRATION		(2)	(3)	(4)	(5)	(6)	(7)	(8)
(a) FIG NO.	(b) ITEM NO.	SMR CODE	NATIONAL STOCK NUMBER	FSCM	PART NUMBER	DESCRIPTION  USABLE ON CODE	U/M	QTY INC IN UNIT
						GROUP 02 SWITCH, PROTECTION S-2127/FCC-97 V		
5	1	PAOZA	5805-01-041-3839	13643	12660-020	ELECTRONIC COMPONEN.....EPS	EA	1
5	2	PAOZA	5805-01-041-3835	13643	13950-020	ELECTRONIC COMPONEN.....EPS	EA	1
5	3	PAOZA	5805-01-041-3838	13643	13960-020	ELECTRONIC COMPONEN.....EPS	EA	1
5	4	PAODA	5805-01-041-3836	13643	12640-020	ELECTRONIC COMPONEN.....EPS	EA	1





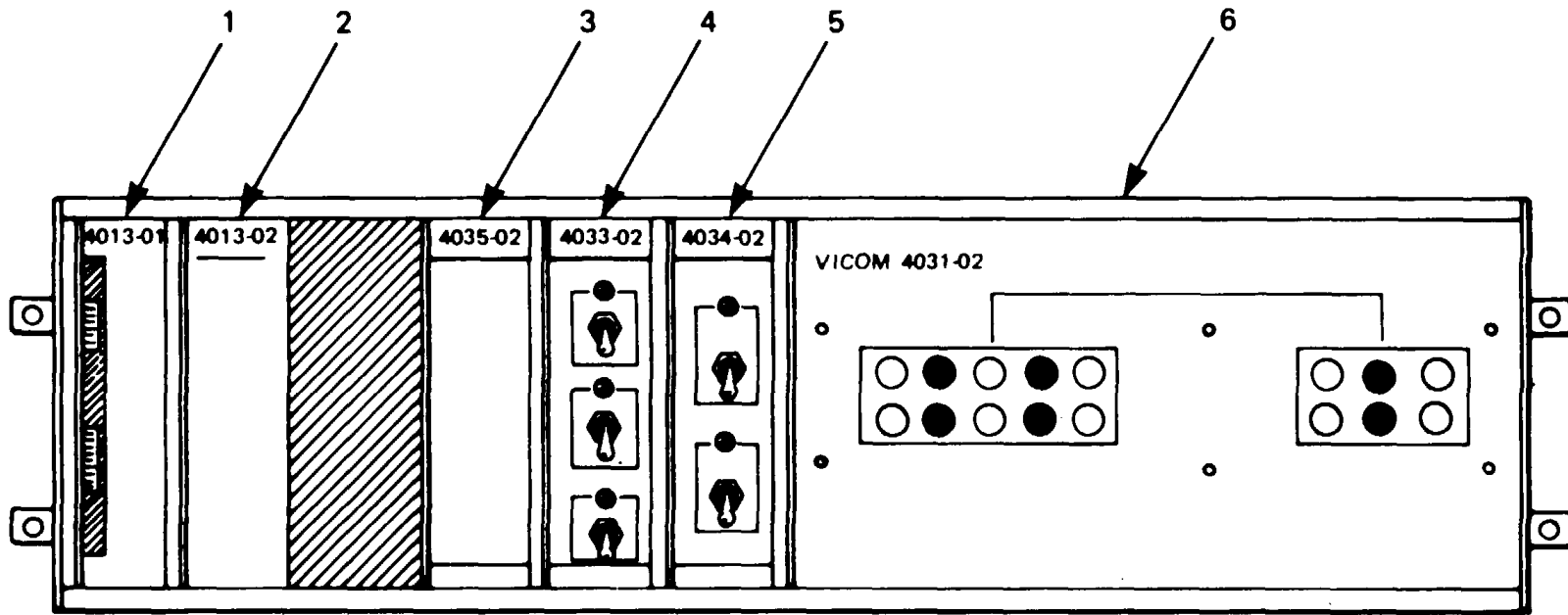
EL1RY037

Figure 6. Jack Block Assembly and Housing.

Section II

TM 11-5805-694-23P/TO 31W2-4-287-14

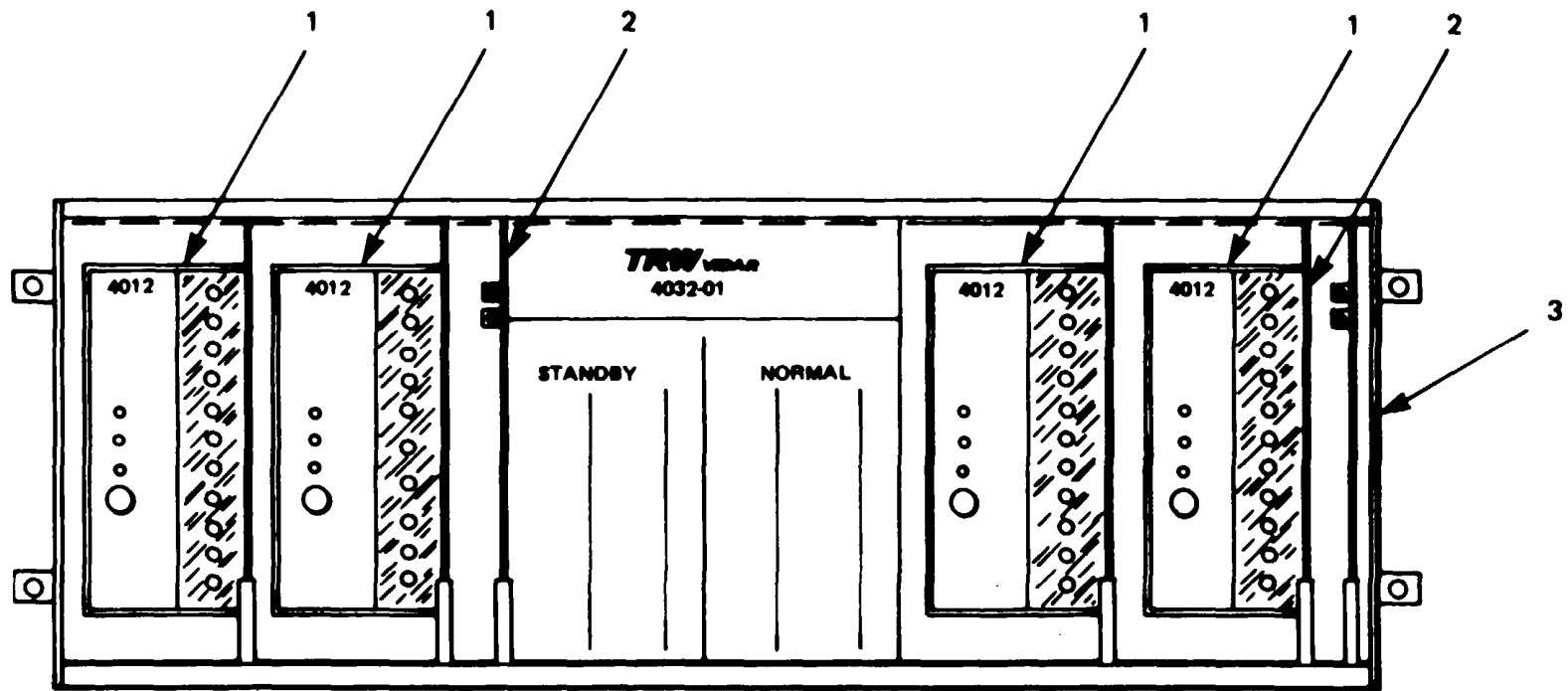
(1) ILLUSTRATION		(2)	(3)	(4)	(5)	(6)	(7)	(8)
(a) FIG NO.	(b) ITEM NO.	SMR CODE	NATIONAL STOCK NUMBER	FSCM	PART NUMBER	DESCRIPTION  USABLE ON CODE	U/M	QTY INC IN UNIT
						GROUP 0201 JACK BLOCK ASSEMBLY AND HOUSING		
6	1	PAFZZ	5935-00-156-3388	00779	1-67031-4	CONNECTOR, RECEPTACL .....EPS	EA	6
6	1	PAFZZ	5935-00-156-3388	00779	1-67031-4	CONNECTOR1.RECEPTACL .....EPT	EA	6
6	2	PAOZZ		93907	4-40X1-2PH	SCREW TAPTITE .....EPS	EA	12
5	2	PAFZZ		93907	4-40X1-2PH	SCREW TAPTITE .....EPT	EA	12



EL1RY038

Figure 7. Switch Protection SA-2343/FCC-97.

(1) ILLUSTRATION		(2)	(3)	(4)	(5)	(6)	(7)	(8)
(a) FIG NO.	(b) ITEM NO.	SMR CODE	NATIONAL STOCK NUMBER	FSCM	PART NUMBER	DESCRIPTION  USABLE ON CODE	U/M	QTY INC IN UNIT
						GROUP 03 SWITCH PROTECTION SA-2343/FCC-97 (V)		
7	1	PAOZA	5999-01-114-1242	13643	16615-010	CIRCUIT CARD ASSEMB .....EPT	EA	1
7	2	PAOZA	5999-01-114-1741	13643	16620-010	CIRCUIT CARD ASSEMB .....EPT	EA	1
7	3	PADZA	5805-01-041-3839	13643	12660-020	ELECTRONIC COMPONEN.....EPT	EA	1
7	4	PAOZA	5805-01-041-3835	13643	13950-020	ELECTRONIC COMPONEN.....EPT	EA	1
7	5	PAOZA	5805-01-041-3838	13643	13960-020	ELECTRONIC COMPONEN.....EPT	EA	1
7	6	PAODA	5805-01-041-3836	13643	12640-020	ELECTRONIC COMPONEN.....EPT	EA	1



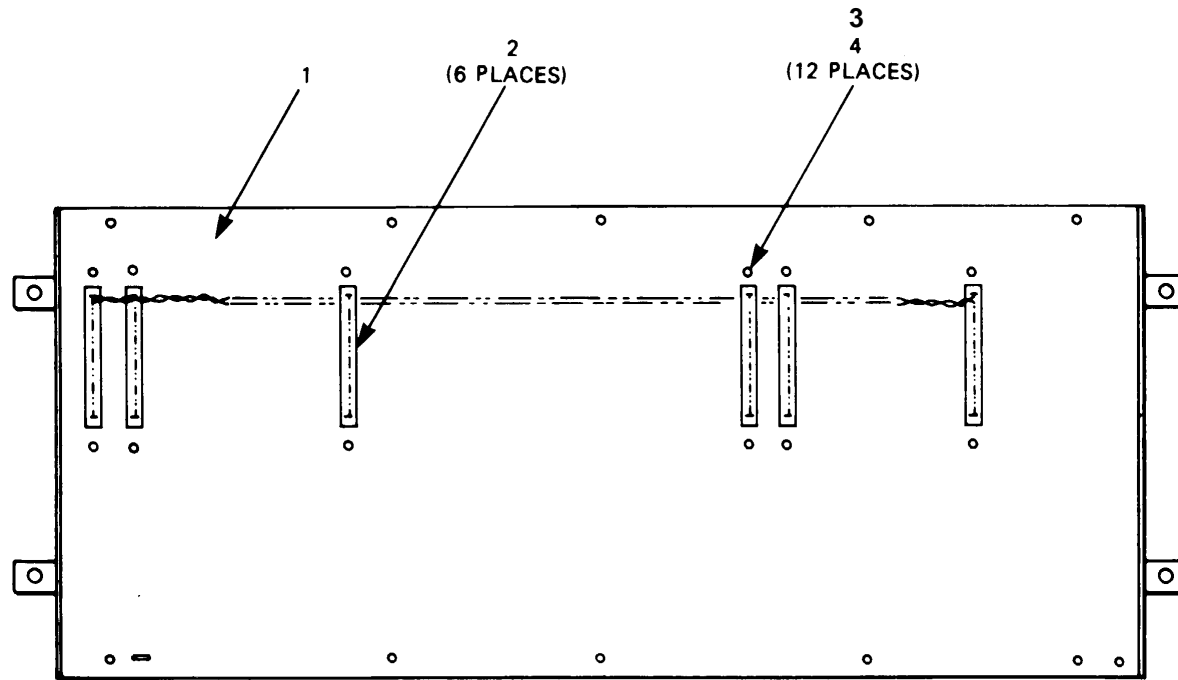
EL1RY039

Figure 8. Auxiliary Power Supply OP-129/FCC-97.

Section II

TM 11-5805-694-23P/TO 31W2-4-287-14

(1) ILLUSTRATION		(2)	(3)	(4)	(5)	(6)	(7)	(8)
(a) FIG NO.	(b) ITEM NO.	SMR CODE	NATIONAL STOCK NUMBER	FSCM	PART NUMBER	DESCRIPTION  USABLE ON CODE	U/M	QTY INC IN UNIT
8	1	PAOZA		13643	16508-010	GROUP 0308 AUXILIARY POWER SUPPLY, . OP-129/FCC-971 (V)		
8	2	PAOZA		13643	16505-010	PWR SPLY PORN SVDC.....EPU	EA	4
8	3	XAFDA		13643	16500-010	AUX PWR FAIL ALM.....EPU	EA	2
						POWER SUPPLY-ALARM.....EPU	EA	1



EL1RY040

Figure 9. Power Supply Shelf (Rear View).

Section II

TM 11-5805-694-23P/TO 31W2-4-287-14

(1) ILLUSTRATION		(2)	(3)	(4)	(5)	(6)	(7)	(8)
(a) FIG NO.	(b) ITEM NO.	SMR CODE	NATIONAL STOCK NUMBER	FSCM	PART NUMBER	DESCRIPTION  USABLE ON CODE	U/M	QTY INC IN UNIT
9	1	PAFZA		13643	16502-001	GROUP 030803 POWER SUPPLY SHELF (REARVIEW)		
9	2	PAFZZ		02660	143-012-12	ASSY PL REAR.....EPU	EA	1
9	3	PAFZZ	5305-00-057-0515	96906	MS51958-18	CONN RCPT PCB I2PIN .....EPU	EA	6
9	4	PAFZZ	5310-00-811-6419	96906	MS21042-04	SCREW, MACHINE .....EPU	EA	12
						NUT, SELF-LOCKING .....EPU	EA	12



**SECTION IV**

**TM 11-5805-694-23P/TO 31W2-4-287-14**

**NATIONAL STOCK NUMBER AND PART NUMBER INDEX**

<b>STOCK NUMBER</b>	<b>FIGURE NO.</b>	<b>ITEM NO.</b>	<b>STOCK NUMBER</b>	<b>FIGURE NO.</b>	<b>ITEM NO.</b>
5305-00-057-0515	9	3	5805-01-034-8760	1	3
5905-00-110-7620	2	4	5805-01-040-8925	1	10
5905-00-110-7620	2	4	5805-01-040-8925	1	10
5935-00-156-3388	2	1	5805-01-040-8925	1	10
5935-00-156-3388	2	1	5805-01-041-3835	5	2
5935-00-156-3388	6	1	5805-01-041-3835	7	4
5935-00-156-3388	6	1	5805-01-041-3836	5	4
5310-00-811-6419	9	4	5805-01-041-3836	7	6
5920-00-857-8933	3	2	5805-01-041-3837	1	8
5920-00-857-8933	4	2	5805-01-041-3838	5	3
5920-00-907-1245	3	1	5805-01-041-3838	7	5
5920-00-907-1245	4	1	5805-01-041-3839	5	1
5935-00-931-4852	2	3	5805-01-041-3839	7	3
5935-00-931-4852	2	3	5999-01-044-1240	1	13
5805-01-034-8755	1	6	5999-01-114-1241	7	2
5805-01-034-8756	1	1	5999-01-114-1242	7	1
5805-01-034-8759	1	2			

<b>FSCM</b>	<b>PART NUMBER</b>	<b>FIGURE NO.</b>	<b>ITEM NO.</b>	<b>FSCM</b>	<b>PART NUMBER</b>	<b>FIGURE NO.</b>	<b>ITEM NO.</b>
71400	GBB-5	3	1	13643	12660-020	5	1
71400	GBB-5	4	1	13643	12660-020	7	3
71400	GMT2	3	2	13643	13950-020	5	2
71400	GMT2	4	2	13643	13950-020	7	4
96906	MS21042-04	9	4	13643	13960-020	5	3
96906	MS51958-18	9	3	13643	13960-020	7	5
81349	RCR07GF102J	2	4	02660	143-012-12	9	2
81349	RCR07GF102J	2	4	13643	15150-020	1	4
00779	1-67031-4	2	1	13643	15170-020	1	2
00779	1-67031-4	2	1	13643	16500-010	8	3
00779	1-67031-4	6	1	13643	16502-001	9	1
00779	1-67031-4	6	1	13643	16505-010	8	2
13643	12110-020	1	17	13643	16508-010	8	1
13643	12110-040	1	17	13643	16510-010	1	14
13643	12130-010	1	8	13643	16510-010	1	14
13643	12150-020	1	7	13643	16515-010	1	16
13643	12160-020	1	6	13643	16515-030	1	16
13643	12170-020	1	5	13643	16520-010	1	15
13643	12180-020	1	3	13643	16520-010	1	15
13643	12220-011	1	9	13643	16530-010	1	12
13643	12220-011	1	9	13643	16540-010	1	15
13643	12220-011	1	9	13643	16540-010	1	15
13643	12270-010	1	1	13643	16600-010	1	13
13643	12330-011	1	11	13643	16615-010	1	1
13643	12330-011	1	11	13643	16620-010	7	2
13643	12330-011	1	11	93907	4-40X1-2PH	6	2
13643	12425-010	1	8	93907	4-40X1-2PH	2	2
13643	12540-010	1	10	93907	4-40X1-2PH	2	2
13643	12540-010	1	10	93907	4-40X1-2PH	6	2
13643	12540-010	1	10	00779	67611-6	2	3
13643	12640-020	5	4	00779	67611-6	2	3
13643	12640-020	7	6				

By Order of the Secretaries of the Army, the Navy, and the Air Force:

Official:

ROBERT M. JOYCE  
*Major General United States Army*  
*The Adjutant General*

E. C. MEYER  
*General United States Army*  
*Chief of Staff*

Official:

JAMES P. MULLINS  
*General USAF, Commander, Air Force*  
*Logistics Command*

CHARLES A. GABRIEL, *General USAF*  
*Chief of Staff*

Distribution:

To be distributed in accordance with Special List.



PIN: 046225-000

This fine document...

Was brought to you by me:



## [Liberated Manuals -- free army and government manuals](#)

Why do I do it? I am tired of sleazy CD-ROM sellers, who take publicly available information, slap “watermarks” and other junk on it, and sell it. Those masters of search engine manipulation make sure that their sites that sell free information, come up first in search engines. They did not create it... They did not even scan it... Why should they get your money? Why are not letting you give those free manuals to your friends?

I am setting this document FREE. This document was made by the US Government and is NOT protected by Copyright. Feel free to share, republish, sell and so on.

I am not asking you for donations, fees or handouts. If you can, please provide a link to [liberatedmanuals.com](http://liberatedmanuals.com), so that free manuals come up first in search engines:

<A HREF=<http://www.liberatedmanuals.com/>>Free Military and Government Manuals</A>

- Sincerely  
Igor Chudov  
<http://igor.chudov.com/>
- [Chicago Machinery Movers](#)