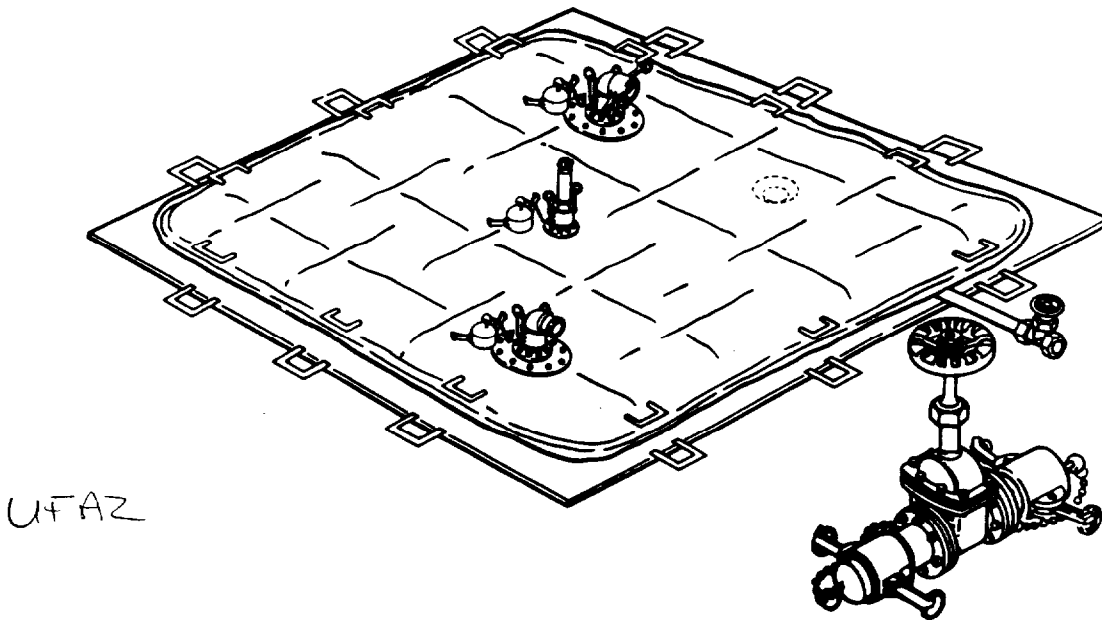

TECHNICAL MANUAL

**UNIT MAINTENANCE
REPAIR PARTS AND SPECIAL TOOLS LIST**

FOR

**20,000 GALLON COLLAPSIBLE FABRIC TANK
MODEL BA88-028, NSN 5430-01-106-9678
MODEL 91011-1, NSN 5430-01-406-0507
AND
50,000 GALLON COLLAPSIBLE FABRIC TANK
MODEL 91005-1, NSN 5430-01-406-6323**



DISTRIBUTION STATEMENT A: Approved for public release; distribution is unlimited.

*This manual supersedes TM 10-5430-226-20P, dated 18 January 1994.

**HEADQUARTERS, DEPARTMENT OF THE ARMY
3 MARCH 1997**

TECHNICAL MANUAL

NO. 10-5430-226-20P

HEADQUARTERS
DEPARTMENT OF THE ARMY
WASHINGTON, D.C., 3 MARCH 1997

UNIT MAINTENANCE
REPAIR PARTS AND SPECIAL TOOLS LIST

FOR

**20,000 GALLON COLLAPSIBLE FABRIC TANK
MODEL BA88-028, NSN 5430-01-106-9678
MODEL 91011-1, NSN 5430-01-406-0607
AND
60,000 GALLON COLLAPSIBLE FABRIC TANK
MODEL 91005-1, NSN 5430-01-406-6323**

Current as of 30 October 1996

REPORTING ERRORS AND RECOMMENDING IMPROVEMENTS

You can help improve this manual. If you find any mistakes, or if you know of a way to improve these procedures, please let us know. Mail your letter or DA Form 2028 (Recommended Changes to Publications and Blank Forms), or DA Form 2028-2 located in the back of this manual directly to: Commander, US Army Aviation and Troop Command, ATTN: AMSAT-I-MP, 4300 Goodfellow Blvd., St. Louis, MO 63120-1798. You may also submit your recommended changes by E-mail directly to <mpmt%avma28@st-louis-emh7.army.mil>. A reply will be furnished directly to you. Instructions for sending an electronic 2028 may be found at the back of this manual immediately preceding the hard copy 2028.

DISTRIBUTION STATEMENT A: Approved for public release; distribution is unlimited.

TABLE OF CONTENTS

		PAGE	ILLUS/ FIGURE
Section I	Introduction	1	
Section II	Repair Parts	1-1	
Group 00	Tank, Fabric, Collapsible, 20,000 Gallon and 50,000 Gallon		
Group 01	Water Tank	1-1	1
Group 02	Fitting Assemblies		
	Vent Fitting Assembly (Model BA88-028)	2-1	2
	Vent Fitting Assembly (Models 91011-1 & 91005-1)	3-1	3
	Filler/Discharge Assembly	4-1	4
	Drain Fitting Assembly	5-1	5
Group 03	Accessories		
	Drain Hose Assembly (Model BA88-028)	6-1	6
	Drain Hose Assembly (Models 91011-1 & 91005-1)	7-1	7
	Valve, Gate, 4-Inch	8-1	8
Group 04	Ground Cloth	9-1	9
Group 05	Repair Kit	10-1	10
Section III	Special Tools List (Not Applicable)		
Section IV	Cross Reference Index	I-1	

This manual supersedes TM 10-5430-226-20P, dated 18 January 1994.

UNIT MAINTENANCE REPAIR PARTS AND SPECIAL TOOLS LIST

Section I. INTRODUCTION

1. **SCOPE.** This RPSTL lists and authorizes spares and repair parts; special tools; special test, measurement, and diagnostic equipment (TMDE); and other special support equipment required for performance of unit maintenance of the 20,000 and 50,000 Gallon Collapsible Fabric Tanks. It authorizes the requisitioning, issue, and disposition of spares, repair parts and special tools as indicated by the source, maintenance and recoverability (SMR) codes.

2. **GENERAL.** In addition to this section, Introduction, this Repair Parts and Special Tools List is divided into the following sections:

a. **Section II. Repair Parts List.** A list of spares and repair parts authorized by this RPSTL for use in the performance of maintenance. This list also includes pans which must be removed for replacement of the authorized parts. Parts lists are composed of functional groups in ascending alphanumeric sequence, with the parts in each group listed in ascending figure and item number sequence. Bulk materials are listed in item name sequence. Items are shown in the associated illustration(s)/figure(s).

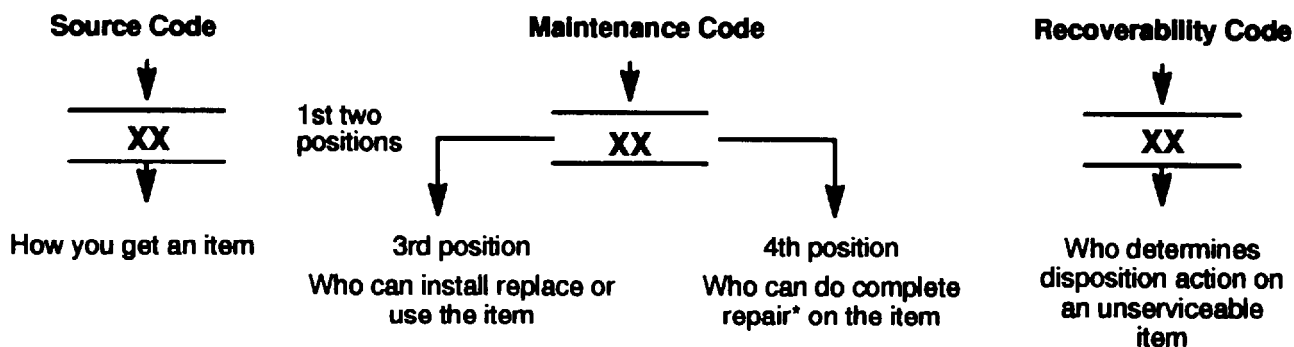
b. **Section III. Special Tools List.** A list of special tools, special TMDE, and other special support equipment authorized by this RPSTL (as indicated by Basis of Issue (BOI) information in DESCRIPTION AND USABLE ON CODE column) for the performance of maintenance.

c. **Section IV. Cross-Reference Index.** A list, in National Item identification Number (NIIN) sequence of all National stock numbered items appearing in the listing, followed by a list in alphanumeric sequence of all part numbers appearing in the listings. National stock numbers and part numbers are cross referenced to each illustration figure and item number appearance.

3. **EXPLANATION OF COLUMNS (SECTIONS II AND III).**

a. **ITEM NO. (Column (1)).** Indicates the number used to identify items called out in the illustration.

b. **SMR Code (Column (3)).** The Source, Maintenance, and Recoverability (SMR) code is a 5-position code containing supply/requisitioning information, maintenance category authorization criteria, and disposition instruction, as shown in the following breakout:



* Complete Repair: Maintenance capacity, capability, and authority to perform all corrective maintenance tasks of the "Repair" function in a use/user environment in order to restore serviceability to a failed item.

(1) **Source Code.** The source code tells you how to get an item needed for maintenance, repair, or overhaul of an end item/equipment. Explanations of source codes follows:

Source Code	Explanation
PA PB PC** PD PE PF PG	<p>Stocked items; use the applicable NSN to request/requisition items with these source codes. They are authorized to the category indicated by the code entered in the 3rd position of the SMR code.</p> <p>**NOTE: Items coded PC are subject to deterioration.</p>
KD KF KB	<p>Items with these codes are not to be requested/requisitioned individually. They are part of a kit which is authorized to the maintenance category indicated in the 3rd position of the SMR code. The complete kit must be requisitioned and applied.</p>
MO (Made at Unit/AVUM Level) MF (Made at DS/AVIM Level) MH (Made at GS Level) ML (Made at Specialized Repair Activity (SRA)) MD (Made at Depot)	<p>Items with these codes are not to be requested/requisitioned individually. They must be made from bulk material which is identified by the part number in the DESCRIPTION and USABLE ON CODE (UOC) column and listed in the Bulk Material group of the repair parts list in this RPSTL. If the item is authorized to you by the 3rd position code of the SMR code, but the source code indicates it is made at a higher level, order the item from the higher level of maintenance.</p>
AO (Assembled by Unit/AVUM Level) AF (Assembled by DS/AVIM Level) AH (Assembled by GS Category) AL (Assembled by SRA) AD (Assembled by Depot)	<p>Items with these codes are not to be requested/requisitioned individually. The parts that make up the assembled item must be requisitioned or fabricated and assembled at the level of maintenance indicated by the source code. If the 3rd position code of the SMR code authorizes you to replace the item, but the source code indicates the items are assembled at a higher level, order the item from the higher level of maintenance.</p>
XA	Do not requisition "XA"-coded item. Order its next higher assembly. (Refer to the NOTE below.)
XB	If an "XB" item is not available from salvage, order it using the CAGEC and part number given.
XC	Installation drawing, diagram, instruction sheet, field service drawing, that is identified manufacturer's part number.
XD	Item is not stocked. Order an "XD"-coded item through normal supply channels using the CAGEC and part number given, if no NSN is available.

NOTE

Cannibalization or controlled exchange, when authorized, may be used as a source of supply for items with the above source codes, except for those source coded "XA" or those aircraft support items restricted by requirements of AR 750-1.

(2) Maintenance Code. Maintenance codes tell you the level(s) of maintenance authorized to USE and REPAIR support items. The maintenance codes are entered in the third and fourth positions of the SMR code as follows:

(a) The maintenance code entered in the third position tells you the lowest maintenance level authorized to remove, replace, and use an item. The maintenance code entered in the third position will indicate authorization to the following levels of maintenance.

Maintenance Code	Application/Explanation
C	- Crew or operator maintenance done within unit/AVUM maintenance.
O	- Unit level/AVUM maintenance can remove, replace, and use the item.
F	- Direct support/AVIM maintenance can remove, replace, and use the item.
H	- General support maintenance can remove, replace, and use the item.
L	- Specialized repair activity can remove, replace, and use the item.
D	- Depot can remove, replace, and use the item.

(b) The maintenance code entered in the fourth position tells whether or not the item is to be repaired and identifies the lowest maintenance level with the capability to do complete repair (i.e., perform all authorized repair functions.)

NOTE

Some limited repair may be done on an item at a lower level of maintenance, if authorized by the Maintenance Allocation Chart and SMR codes.

Maintenance Code	Application/Explanation
O	- Unit/AVUM is the lowest level that can do complete repair of the item.
F	- Direct support/AVIM is the lowest level that can do complete repair of the item.
H	- General Support is the lowest level that can do complete repair of the item.
L	- Specialized repair activity is the lowest level that can do complete repair of the item.
D	- Depot is the lowest level that can do complete repair of the item.
Z	- Nonreparable. No repair is authorized.
B	- No repair is authorized. No parts or special tools are authorized for the maintenance of a "B" coded item. However, the item may be reconditioned by adjusting, lubricating, etc., at the user level.

(3) Recoverability Code. Recoverability codes are assigned to items to indicate the disposition action on unserviceable items. The recoverability code is entered in the fifth position of the SMR Code as follows:

Recoverability Codes	Application/Explanation
Z	- Nonreparable item. When unserviceable, condemn and dispose of the item at the level of maintenance shown in 3d position of SMR Code.
O	- Reparable item. When not economically reparable, condemn and dispose of the item at unit or AVUM level.
F	- Reparable item. When uneconomically reparable, condemn and dispose of the item at the direct support or AVIM level.
H	- Reparable item. When uneconomically reparable, condemn and dispose of the item at the general support level.
D	- Reparable item. When beyond lower level repair capability, return to depot. Condemnation and disposal of item not authorized below depot level.

Recoverability codes

Application/Explanation

- L - Reparable item. Condemnation and disposal not authorized below specialized repair activities (SRA).
- A - Item requires special handling or condemnation procedures because of specific reasons (e.g., precious metal content, high dollar value, critical material, or hazardous material). Refer to appropriate manuals/directives for specific instructions.
- c. NSN (Column (3)). National Stock Number.
- d. CAGEC (Column (4)). The Commercial and Government Entity Code (CAGEC) is a 5-digit numeric code which is used to identify the manufacturer, distributor, or Government agency/activity that supplies the item.
- e. PART NUMBER (Column (5)). Indicates the primary number used by the manufacturer, (individual, company, firm, corporation, or Government activity), which controls the design and characteristics of the item by means of its engineering drawings, specifications, standards, and inspection requirements to identify an item or range of items.

NOTE

When you use an NSN to requisition an item, the item you receive may have a different part number from the number listed.

f. DESCRIPTION AND USABLE ON CODE (UOC) (Column (6)). This column includes the following information:

- (1) The Federal item name and, when required, a minimum description to identify the item.
- (2) Part numbers of bulk materials are referenced in this column in the line entry to be manufactured/fabricated.
- (3) The statement "END OF FIGURE" appears just below the last item description in Column (5) for a given figure in both Section II and Section III.

g. QTY (Column (7)). The QTY (quantity per figure) column indicates the quantity of the item used in the breakout shown on the illustration/figure, which is prepared for a functional group, subfunctional group, or an assembly. A "V" appearing in this column instead of a quantity indicates that the quantity is variable and may vary from application to application.

4. EXPLANATION OF INDEX FORMAT AND COLUMNS (SECTION IV)

a. NATIONAL STOCK NUMBER (NSN) INDEX.

(1) STOCK NUMBER Column. This column lists the NSN in national item identification number (NIIN) sequence. The NIIN consists of the last nine digits of the NSN, i.e.

<u>NSN</u>
5305-01-574-1467
<u>NIIN</u>

When using this column to locate an item, ignore the first four digits of the NSN. Use the complete NSN (13 digits) when requisitioning items by stock number.

(2) FIG. Column. This column lists the number of the figure where the item is identified/located. The figures are in numerical order in Section II and Section III.

(3) ITEM Column. The item number identifies the item associated with the figure listed in the adjacent FIG. column. This item is also identified by the NSN listed on the same line.

b. PART NUMBER INDEX. Part numbers in this index are listed by part number in ascending alphanumeric sequence (i.e., vertical arrangement of letter and number combination which places the first letter or digit of each group in order A through Z, followed by the numbers 0 through 9, and each following letter or digit in like order).

(1) CAGEC Column. The Commercial and Government Entity Code (CAGEC) is a 5-digit numeric code used to identify the manufacturer, distributor, or Government agency/activity that supplies the item.

(2) PART NUMBER Column. Indicates the primary number used by the manufacturer (individual, firm, corporation, or Government activity), which controls the design and characteristics of the item by means of its engineering drawings, specifications, standards, and inspection requirements to identify an item or range of items.

(3) STOCK NUMBER Column. This column lists the NSN for the associated part number and manufacturer identified in the PART NUMBER and CAGEC columns to the left.

(4) FIG. Column. This column lists the number of the figure where the item is identified/located in Section II and Section III.

(5) ITEM Column. The item number is that number assigned to the item as it appears in the figure referenced in adjacent figure number column.

5. SPECIAL INFORMATION.

USABLE ON CODE The usable on code appears in the lower left corner of the Description Column heading. Usable on codes are shown as "UOC:.." in the Description Column (justified left) on the last line of the applicable item description/nomenclature. Uncoded items are applicable to all models. Identification of the usable on codes used in this RPSTL are:

<u>Code</u>	<u>Used On</u>
ETQ	Model BA88-028, 20,000 Gallon Collapsible Fabric Tank (NSN 5430-01-106-9678)
FLP	Model 91011-1, 20,000 Gallon Collapsible Fabric Tank (NSN 5430-01-406-0507)
FLQ	Model 91005-1, 50,000 Gallon Collapsible Fabric Tank (NSN 5430-01-406-6323)

b. FABRICATION INSTRUCTIONS. Bulk materials required to manufacture items are listed in the Bulk Material Functional Group of this RPSTL. Part numbers for bulk materials are also referenced in the description column of the line entry for the item to be manufactured/fabricated. Detailed fabrication instructions for items source coded to be manufactured or fabricated are found in TM 5-5430-226-12.

c. INDEX NUMBERS. Items which have the word BULK in the figure column will have an index number shown in the item number column. This index number is a cross-reference between the National Stock Number/Pan Number Index and the bulk material list in Section II.

d. ASSOCIATED PUBLICATIONS. The publications listed below pertain to the 20,000 and 50,000 Gallon Collapsible Fabric Tanks and their components.

<u>Publication</u>	<u>Short Title</u>
TM 5-5430-226-12	Operator's and Unit Maintenance Manual

6. HOW TO LOCATE REPAIR PARTS.

a. When National Stock Numbers or Part Numbers are NOT Known.

(1) First. Using the table of contents, determine the assembly or subassembly group to which the item belongs. This is necessary since figures are prepared for assembly groups and subassembly groups, and listings are divided into the same groups.

(2) Second. Find the figure covering the assembly group or subassembly group to which the item belongs.

(3) Third. Identify the item on the figure. The corresponding item number in the parts listing table will have the NSN in column 3.

b. When National Stock Number or Part Number is Known.

(1) First. Using the of National Stock Number and Part Number Indexes find the pertinent National Stock Number or Part Number. The NSN index is in National item identification Number (NIIN) sequence (see paragraph 4.a.). The part numbers in the Part Number index are listed in ascending alphanumeric sequence. Both indexes cross-reference you to the illustration/figure and item number of the item you are looking for.

(2) Second. Turn to the figure and item number, verify that the item is the one you are looking for, then locate the item number in the repair parts list for the figure.

7. ABBREVIATIONS. Abbreviations used in this manual are listed in MIL-STD-12.

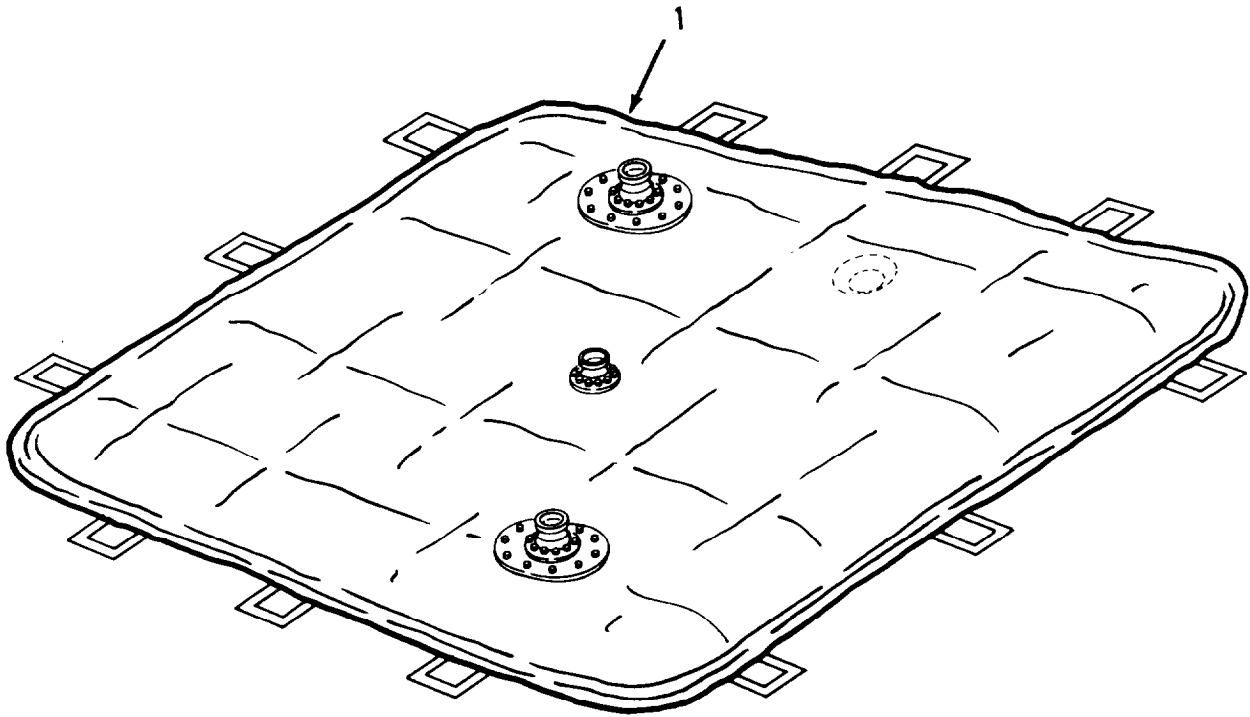


Figure 1. Water Tank

SECTION II			TM 10-5430-226-20P			
(1)	(2)	(3)	(4)	(5)	(6)	(7)
ITEM NO	SMR CODE	NSN	CAGEC	PART NUMBER	DESCRIPTION AND USABLE'ON CODES(UOC)	QTY
					GROUP 01 WATER TANK	
					FIG. 1 WATER TANK	
1	XA000		66618	BA88-028	TANK,20K GAL	1
					UOC:ETQ	
1	XA000		05476	91011	TANK,20K GALLON	1
					UOC:FLP	
1	XA000		05476	91005	TANK,50K GALLON	1
					UOC:FLP	

END OF FIGURE

3
4

9
10

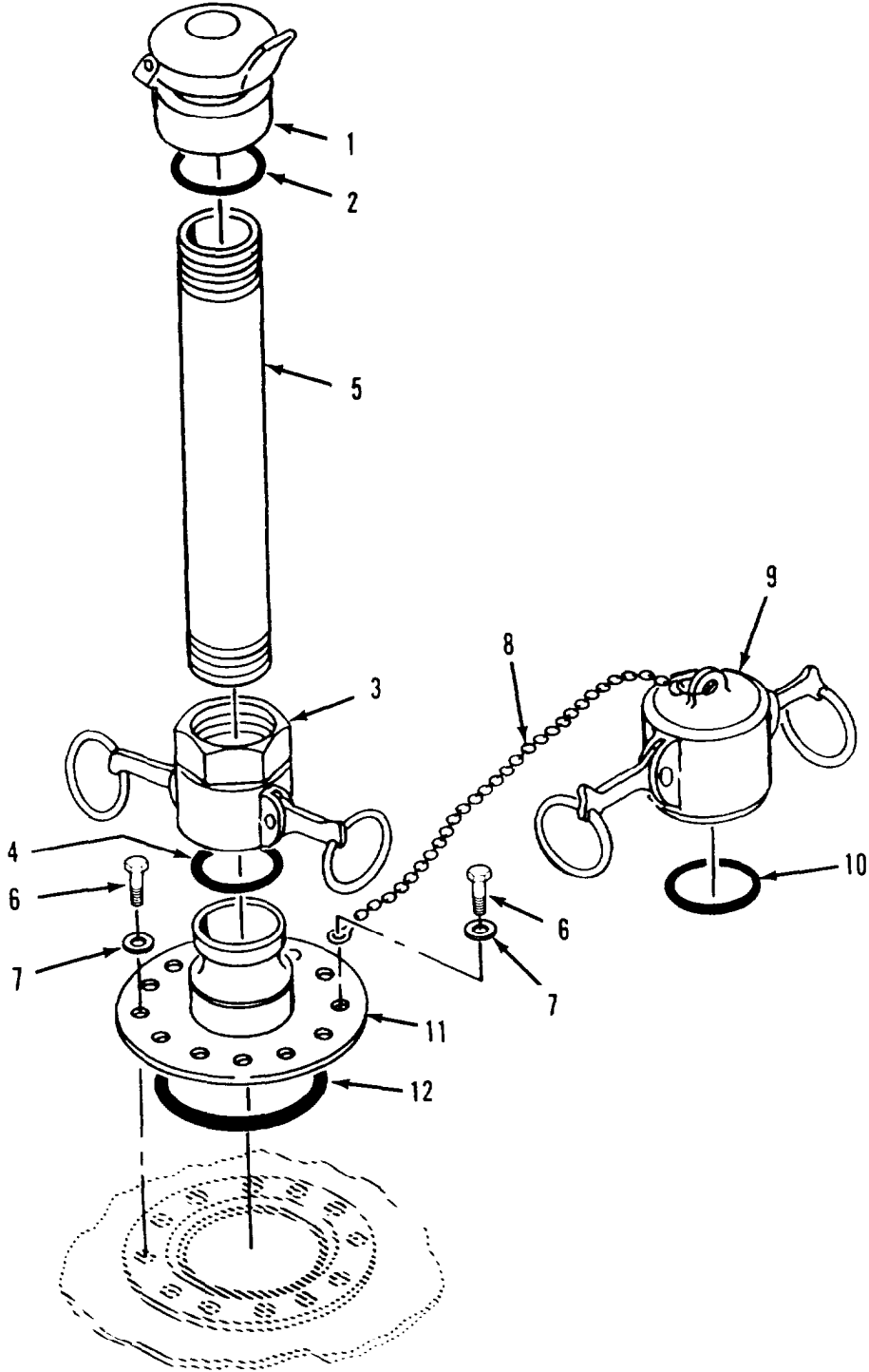


Figure 2. Vent Fitting Assembly (Model BA88-028)

SECTION II			TM10-5430-226-20P			
(1)	(2)	(3)	(4)	(5)	(6)	(7)
ITEM	SMR			PART		
NO	CODE	NSN	CAGEC	NUMBER	DESCRIPTION AND USABLE ON CODES(UOC)	QTY
GROUP 02 FITTING ASSEMBLIES						
FIG. 2 VENT FITTING ASSEMBLY (MODEL BA88-028)						
1	PA00Z	5430012526434	49234	EX1333B-2IN	CAP, VENT, FUEL STORA.....	1
					UOC:ETQ	
2	PCOZZ	5330006122414	96906	MS27030-6	. GASKET..	1
					UOC:ETQ	
3	PA00Z	4730006499103	96906	MS27024-11	COUPLING HALF,QUICK.	1
					UOC:ETQ	
4	PCOZZ	5330006122414	96906	MS27030-6	. GASKET.	1
					UOC:ETQ	
5	XBOZZ		81718	H4673RAS	PIPE 2 INCH, SCHEDULE 40, 10 INCH LG.	1
					UOC:ETQ	
6	PAOZZ	5305002253842	77260	X-1655	SCREW, CAP HEXAGON H.	8
					UOC:ETQ	
7	PAOZZ	5310008094058	96906	MS27183-10	WASHER, FLAT.....	8
					UOC:ETQ	
8	PAOZZ	4010003600596	9H113	H06683M	CHAIN ASSEMBLY, SING SINGLE LEG....	1
					UOC:ETQ	
9	PA00Z	4730006499100	96906	MS27028-11	CAP, QUICK DISCONNEN.....	1
					UOC:ETQ	
10	PCOZZ	5330006122414	96906	MS27030-6	GASKET	1
					UOC:ETQ	
11	XBOZZ		96906	MS27023-21	COUPLING HALF QUICK DISCONNECT.	1
					UOC:ETQ	
12	PCOZZ	5330002913085	96906	MS29513-250	O-RING	1
					UOC:ETQ	

END OF FIGURE

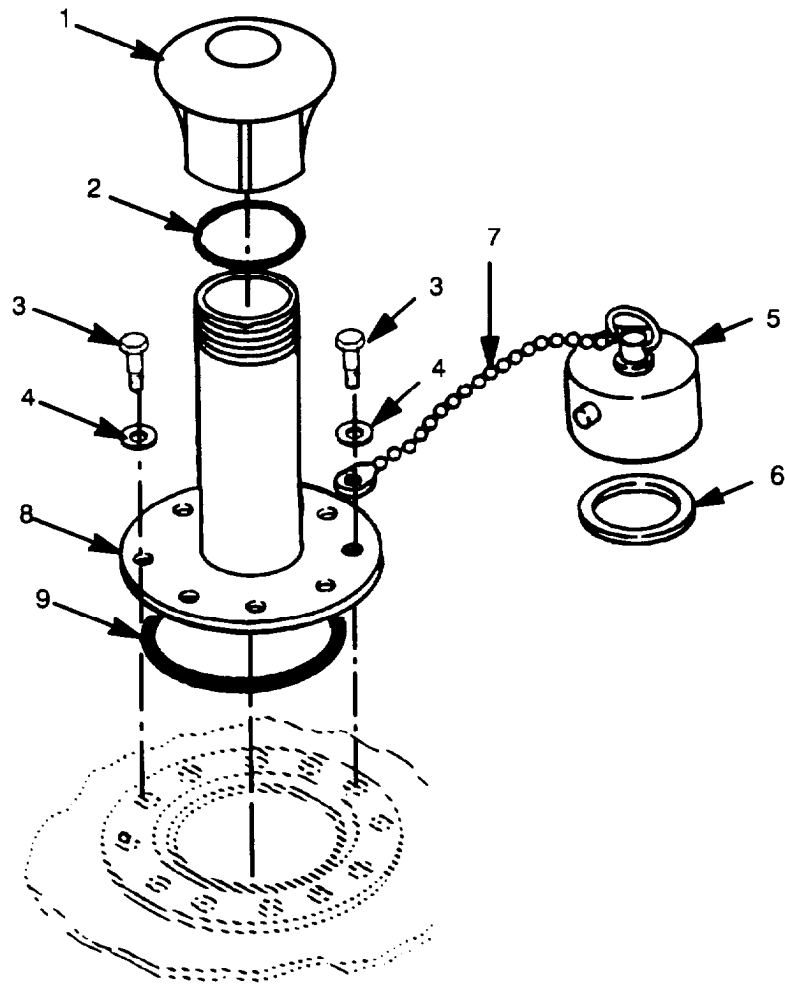


Figure 3. Vent Fitting Assembly (Models 91011-1 & 91005-1)

SECTION II			TM10-5430-226-20P		(6)	(7)
(1) ITEM NO	(2) SMR CODE	(3) NSN	(4) CAGEC	(5) PART NUMBER	DESCRIPTION AND USABLE ON CODES(UOC)	QTY
GROUP 02 FITTING ASSEMBLIES						
FIG. 3 VENT FITTING ASSEMBLY (MODELS 91011-1 8 91005-1)						
1	XDOZZ		72423	6170	CAP,VENT,MUSHROOM 2 IN NPT.....	1
					UOC:FLP,FLQ	
2	PCOZZ	5330006122414	96906	MS27030-6	G A S K E T	1
					UOC:FLP,FLQ	
3	PAOZZ	5305002253842	77260	X-1655	SCREW,CAP,HEXAGON H.....	8
					UOC:FLP,FLQ	
4	PAOZZ	5310008094058	96906	MS27183-10	W A S H E R, F L A T	8
					UOC:FLP,FLQ	
5	PAOZZ	4730011320904	97403	13222E5289-2	C A P, H O S E	1
					UOC:FLP,FLQ	
6	PAOZZ	5330006122414	96906	MS27030-6	. G A S K E T	1
					UOC:FLP,FLQ	
7	PAOZZ	4010003600596	21718	H06683M	. CHAIN ASSEMBLY, SING SINGLE LEG...	1
					UOC:FLP,FLQ	
8	XBOZZ		81349	X-4797	PIPE, F L A N G E D	1
					UOC:FLP,FLQ	
9	PCOZZ	5330002913085	96906	MS29513-250	O-RING	1
					UOC:FLP,FLQ	

END OF FIGURE

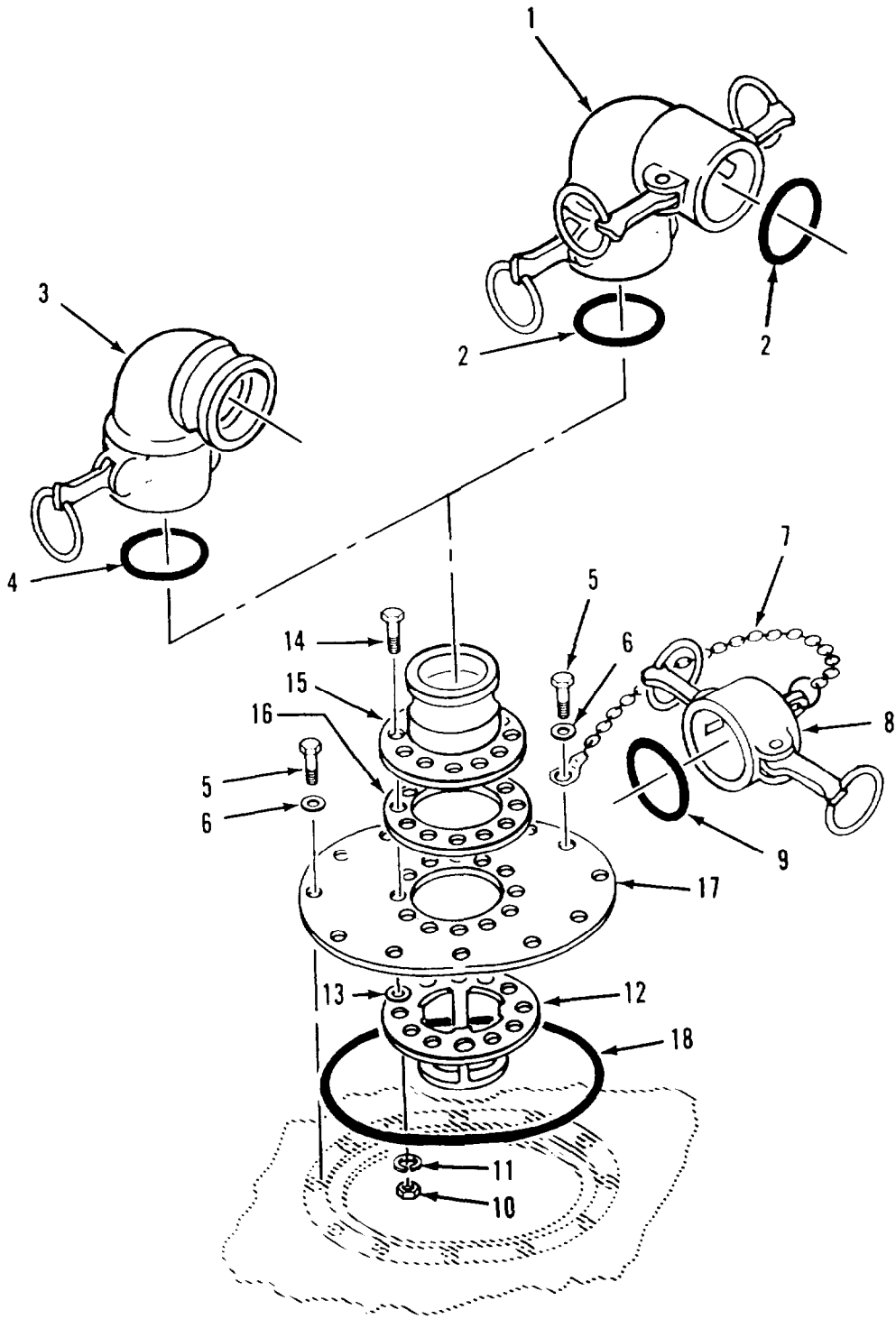
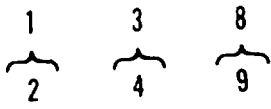


Figure 4. Filler/Discharge Assembly

SECTION II			TM10-5430-226-20P		(6)	(7)
(1)	(2)	(3)	(4)	(5)		
ITEM	SMR			PART	DESCRIPTION AND USABLE ON CODES(UOC)	QTY
NO	CODE	NSN	CAGEC	NUMBER		
GROUP 02 FITTING ASSEMBLIES						
FIG. 4 FILLER/DISCHARGE ASSEMBLY						
1	XDOOO		80691	40BB90AL	COUPLER QUICK DISCONNECT.....	1
2	PCOZZ	5330008994509	96906	MS27030-9	.GASKET.....	2
3	XDODO		80691	40BA90AL	COUPLER QUICK DISCONNECT.....	1
4	PCOZZ	5330008994509	96906	MS27030-9	.GASKET.....	1
5	PAOZZ	5305002253843	OAT62	35A2C5	SCREW,CAP,HEXAGON H.....	20
6	PAOZZ	5310008094058	96906	MS27183-10	WASHER,FLAT.....	20
7	PAOZZ	4010003600596	9H113	H06683M	CHAIN ASSEMBLY, SING SINGLE LEG.....	1
8	PAOOZ	4730006406156	96906	MS27028-17	CAP, QUICK DISCONNEC.....	2
9	PCOZZ	5330008994509	96906	MS27030-9	.GASKET.....	1
10	PAOZZ	5310009138881	96906	MS51971-3	NUT, PLAIN, HEXAGON.....	8
11	PAOZZ		96906	MS35338-46	WASHER,LOCK.....	8
12	PAOZZ	5430012797756	74897	ST20F1968-04	STUB. SUCTION.....	1
13	PCOZZ	5330008743744	10001	2614052-1	GASKET.....	8
14	XDOZZ		66618	X-3696D-9	BOLT, HEX HD.....	8
15	PAOZZ	4730008405347	96906	MS27023-17	COUPLING HALF, QUICK QUICK DISCONNECT.....	1
16	PCOZZ	5330006472072	9H113	C02479M	GASKET.....	1
17	PAOZZ	5430012797755	74897	ST20F1970-03	PLATE, CLOSURE.....	1
18	PCOZZ	5330010673449	96906	MS29513-383	O-RING.....	1

END OF FIGURE

2
3 THRU 5

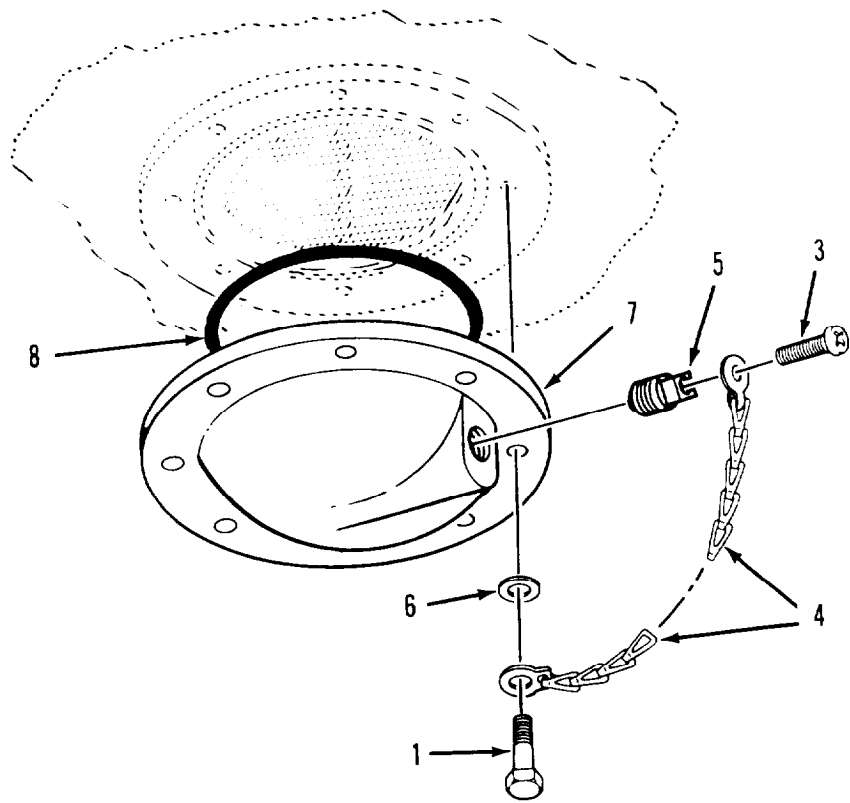


Figure 5. Drain Fitting Assembly

SECTION II

TM10-5430-226-20P

(1) ITEM NO	(2) SMR CODE	(3) NSN	(4) CAGEC	(5) PART NUMBER	(6) DESCRIPTION AND USABLE ON CODES(UOC)	(7) QTY
GROUP 02 FITTING ASSEMBLIES						
FIG. 5 DRAIN FITTING ASSEMBLY						
1	PAOZZ	5305002253843	OAT62	35A2C5	SCREW,CAP,HEXAGON H.	8
2	XDOZZ		66618	X-3703C-3	PLUG AND CHAIN.	1
					UOC:ETQ	
2	XBOZZ		OA6K1	M52618/7P09XC	PLUG 8 CHAIN 2IN.	1
					UOC:FLP,FLQ	
3	XAOZZ		66618	X-3713C-B	.SCREW,CHAIN RING.	1
					UOC:ETQ	
4	XAOZZ		66618	X-3713C-C	.CHAIN,KEEPER INCH.	1
					UOC:ETQ	
5	XAOZZ		66618	X-3713C--A	.PLUG,SQUARE HD.	1
					UOC:ETQ	
6	PAOZZ	5310008238804	96906	MS27183-9	WASHER, FLAT.	8
7	XBOZZ		66618	X-3703C-2	DRAIN FITTING.	1
					UOC:ETQ	
7	XBOZZ		10068	90031-4	DRAIN FITTING, 2INCH.	1
					UOC:FLP,FLQ	
8	PCOZZ	5330002913085	96906	MS29513-250	O-RING.	1

END OF FIGURE

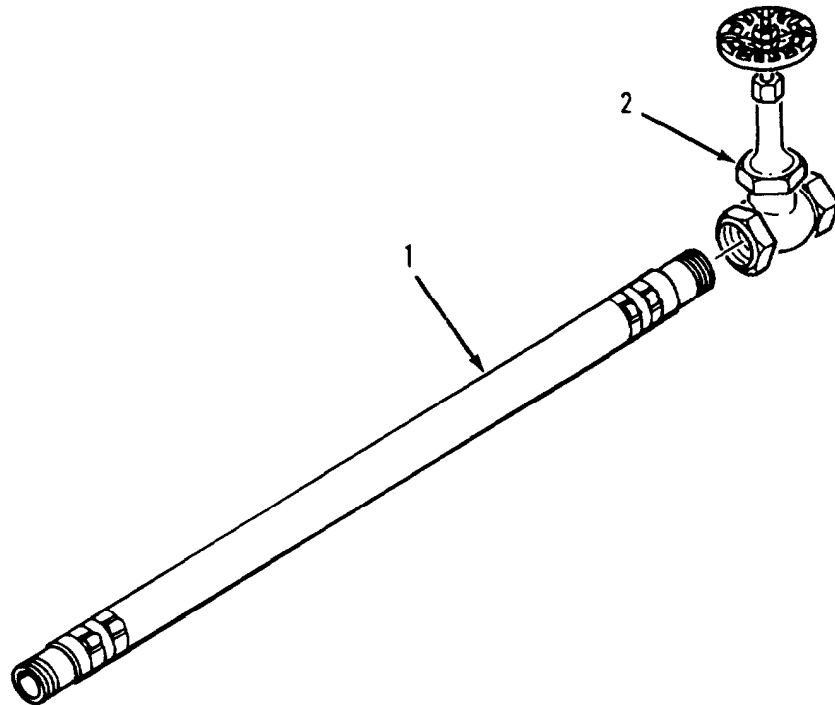


Figure 6. Drain Hose Assembly (Model BA88-028)

SECTION II			TM10-5430-226-20P		(6)	(7)
(1)	(2)	(3)	(4)	(5)		
ITEM	SMR			PART	DESCRIPTION AND USABLE ON CODES(UOC)	QTY
NO	CODE	NSN	CAGEC	NUMBER		
					GROUP 03 ACCESSORIES	
					FIG. 6 DRAIN HOSE ASSEMBLY (MODEL BA88-028)	
1	XDOZZ		81348	ZZ-H-601-3-2-12	HOSE ASSY SUCTION, 8 FEET LONG.....	1
					UOC:ETQ	
2	PAOZZ	4820005951842	76364	1148-1/2	VALVE, GATE.....	1
					UOC:ETQ	

END OF FIGURE

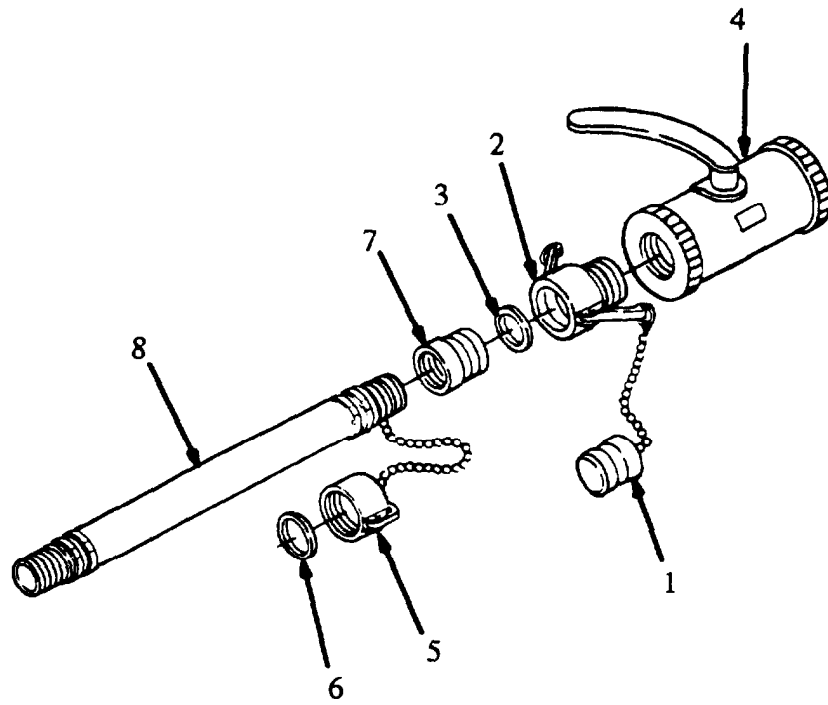


Figure 7. Drain Hose Assembly (Models 91011-1 & 91005-1)

SECTION II			TM10-5430-226-20P		(6)	(7)
(1)	(2)	(3)	(4)	(5)		
ITEM	SMR			PART		
NO	CODE	NSN	CAGEC	NUMBER	DESCRIPTION AND USABLE ON CODES(UOC)	QTY
GROUP 03 ACCESSORIES						
FIG. 7 DRAIN HOSE ASSEMBLY (MODELS 91011-1 & 91005-1)						
1	PAOZZ	4730009155127	96906	MS27029-11	PLUG, QUICK DISCONNE.	1
					UOC:FLP,FLQ	
2	PAOZZ	4730000889285	96906	MS27026-11	COUPLING HALF, QUICK.	1
					UOC:FLP,FLQ	
3	PAOZZ	5330006122414	96906	MS27030-6	GASKET	1
					UOC:FLP,FLQ	
4	PAOZZ		81348	WW-V-35	VALVE, BALL, 2 INCH.	1
					UOC:FLP,FLQ	
5	PAOZZ	4730006499100	96906	MS27028-11	CAP,QUICK DISCONN.	1
					UOC:FLP,FLQ	
6	PAUZZ	5330006122414	96906	MS27030-6	G A S K E T	1
					UOC:FLP,FLQ	
7	PAOZZ	4730000791362	96906	MS27020-11	COUPLING HALF, QUICK.	1
					UOC:FLP,FLQ	
8	PAOZZ		81348	ZZ-H-601-3-2-32-008	HOSE ASSY, 2 IN X 8 FT WITH MALE 2 INCH NPT BOTH ENDS.....	1
					UOC:FLP,FLQ	

END OF FIGURE

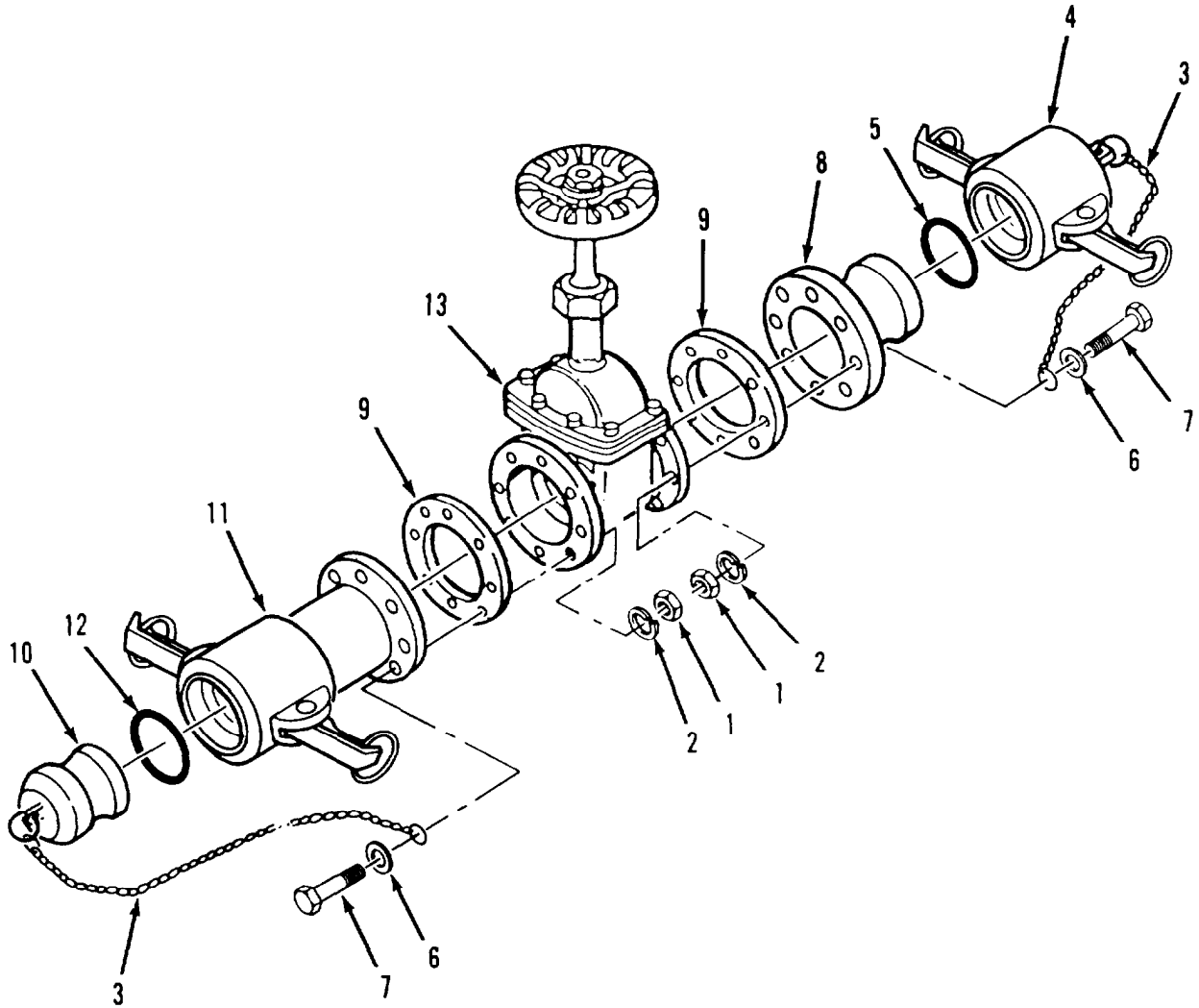


Figure 8. Valve, Gate, 4-Inch (Sheet 1 of 2)

13
14 THRU 30

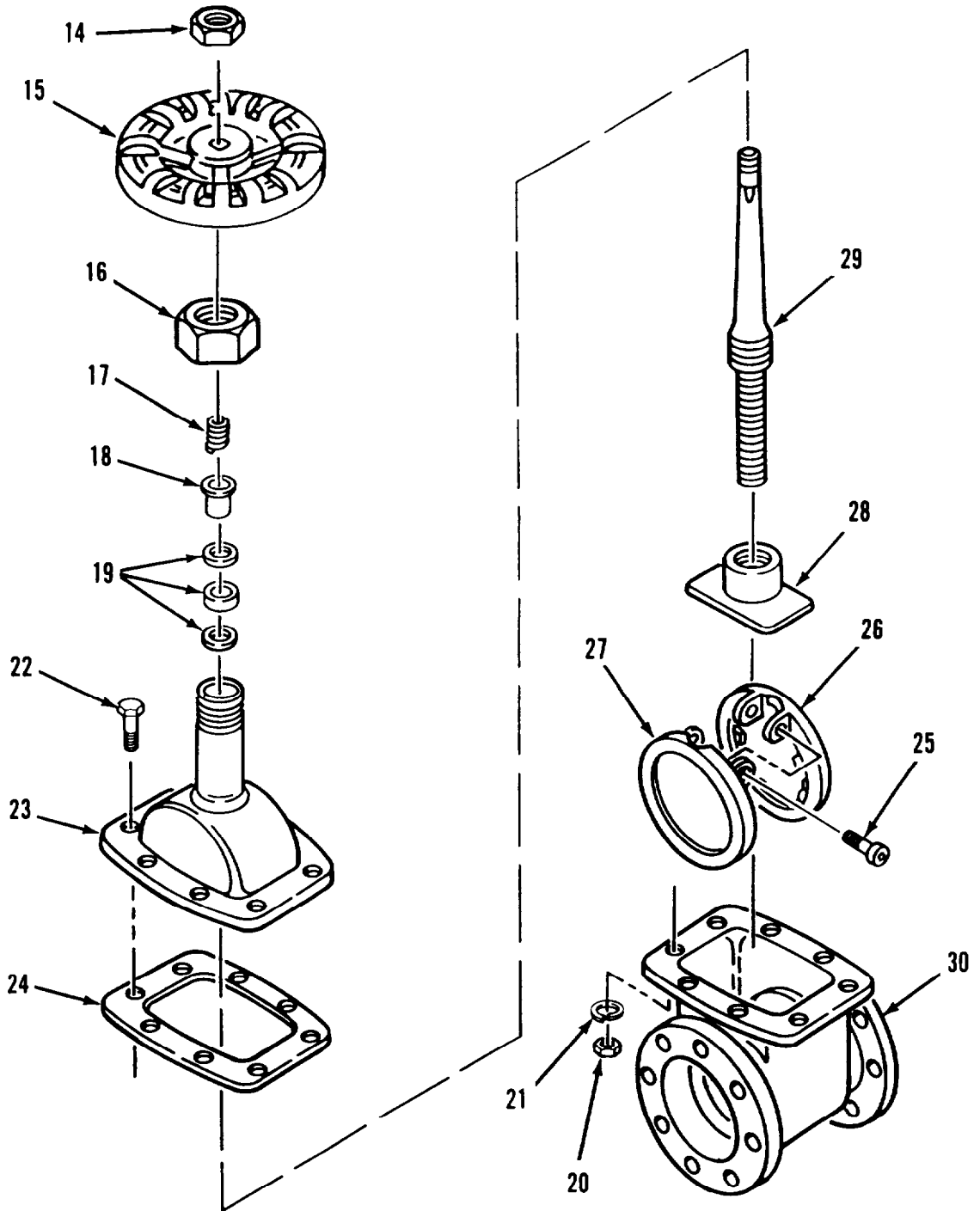


Figure 8. Valve, Gate, 4-inch (Sheet 2 of 2)

SECTION II			TM10-5430-226-20P		(6)	(7)
(1)	(2)	(3)	(4)	(5)		
ITEM	SMR			PART	DESCRIPTION AND USABLE ON CODES(UOC)	QTY
NO	CODE	NSN	CAGEC	NUMBER	GROUP 03 ACCESSORIES	
					FIG. 8 VALVE, GATE, 4-INCH	
1	PAOZZ	5310007320558	96906	MS51967-8	NUT, PLAIN, HEXAGON	16
2	PAOZZ		96906	MS35338-46	WASHER, LOCK	16
3	PAOZZ	4010003600596	9H113	H06683M	CHAIN ASSEMBLY, SING SINGLE LEG	2
4	PAOZZ	4730006406156	96906	MS27028-17	CAP, QUICK DISCONNEC	1
5	PCOZZ	5330008994509	96906	MS27030-9	. GASKET	2
6	PAOZZ	5310000806004	96906	MS27183-14	WASHER, FLAT	16
7	PAOZZ		96906	MS90725-65	SCREW	16
8	PAOZZ	4730008405347	96906	MS27023-17	COUPLING HALF, QUICK QUICK DISCONNECT	1
9	PCOZZ	5330011411864	97403	13220E1069-1	GASKET	2
10	PAOZZ	4730006406188	96906	MS27029-17	PLUG, QUICK DISCONNEC	1
11	PAOZZ	4730008405348	96906	MS27027-17	COUPLING HALF, QUICK QUICK DISCONNECT	1
12	PCOZZ	5330008994509	96906	MS27030-9	. GASKET	2
13	PAOZZ	4820011590439	41592	235RF-0500AV	VALVE, GATE	1
14	PAOZZ	5310012621359	41592	235RF-02052N	.NUT, PLAIN, HEXAGON	1
15	PAOZZ	5340013811690	41592	235RF-02043A	.HANDWHEEL	1
16	PAOZZ	5310012621337	41592	235RF-020721	.NUT, PACKING	1
17	PAOZZ	5360012621338	41592	235RF-02162S	.SPRING, GLAND	1
18	PAOZZ	5330012621363	41592	235RF-020621	.RETAINER, PACKING	1
19	PCOZZ	5330013836856	41592	235RF-05082P	.RING, PACKING	3
20	XBOZZ	5310012621360	41592	235RF-02202N	. NUT, PLAIN, HEXAGON	1
21	XBOZZ	5310012655044	41592	235RF-02212W	.WASHER, LOCK	1
22	XBOZZ	5305012621365	41592	235RF-02192S	. SCREW, CAP, HEXAGON H.	1
23	XBOZZ		41592	235RF-0202MB	. BONNET	1
24	XBOZZ		41592	235RF-05092G	.GASKET, FLANGE, BODY	1
25	XBOZZ	5305012621343	41592	235RF-02182S	. SCREW, DISK	2
26	XBOZZ	4820012621366	41592	235RF-0210MD	. DISK, VALVE	1
27	XBOZZ	4820012625121	41592	235RF-0212MD	. VALVE, GATE	1
28	XBOZZ	4820012621344	41592	235RF-0217MR	.RISER, DISK	1
29	XBOZZ	4820012621341	41592	235RF-0203MS	.STEM, VALVE	1
30	XBOZZ		41592	235RF-0201MB	.BODY	1

END OF FIGURE

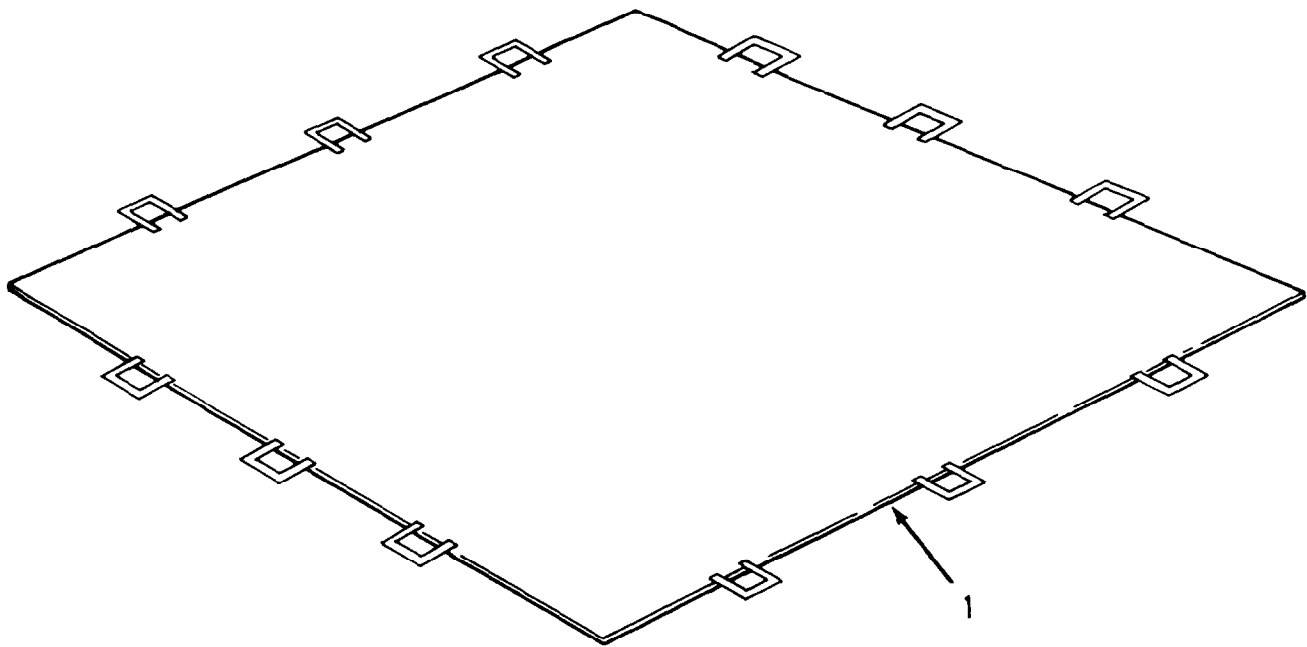


Figure 9. Ground Cloth

SECTION II			TM10-5430-226-20P			
(1)	(2)	(3)	(4)	(5)	(6)	(7)
ITEM	SMR	NSN	CAGEC	PART	DESCRIPTION AND USABLE ON CODES(UOC)	QTY
NO	CODE			NUMBER		
					GROUP 04 GROUND CLOTH	
					FIG. 9 GROUND CLOTH	
1	XDOZZ		66618	X-3619B	GROUND C L O T H	1
					UOC:ETQ,FLP	
1	XBOOO		81349	MILT53029 50,000	GROUND CLOTH 50,000 GALLON TANK. . . .	1
				GRDCLOTH	UOC:FLQ	

END OF FIGURE

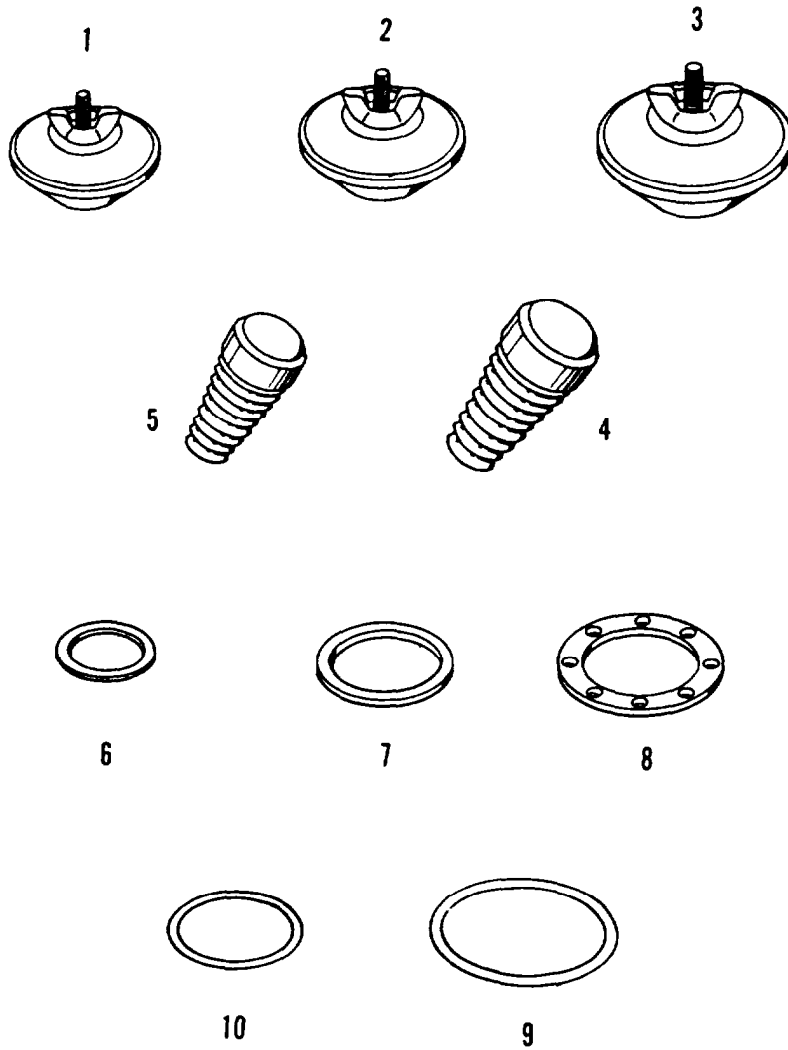


Figure 10. Repair Kit

SECTION II			TM10-5430-226-20P		(6)	(7)
(1) ITEM NO	(2) SMR CODE	(3) NSN	(4) CAGEC	(5) PART NUMBER	DESCRIPTION AND USABLE ON CODES(UOC)	QTY
					GROUP 05 REPAIR KIT	
					FIG. 10 REPAIR KIT	
1	PAOZZ	5340007208864	97403	13202E2870-1	PATCH, MECHANICAL, FL FLEXIBLE SURFACE 3-INCH (76.2 MM).....	4
2	PAOZZ	5340007208863	81336	13202E2870-2	PATCH, MECHANICAL, FL FLEXIBLE SURFACE 5-INCH (127 MM).....	2
3	PBOZZ	5340007208858	97403	13202E2870-3	PATCH, MECHANICAL, FL FLEXIBLE SURFACE 7.50 INCH (190.5MM).....	2
4	PAOZZ	5510002559492	97403	13211E3084	PLUG, WOOD TAPERED, THREADED, 5-INCH. .	2
5	PBOZZ	5510002559493	97403	13211E3085	PLUG, WOOD TAPERED, THREADED, 3 INCH. .	2
6	PCOZZ	5330006122414	96906	MS27030-6	GASKET....	2
7	PCOZZ	5330008994509	96906	MS27030-9	GASKET.....	2
8	PCOZZ	5330011411864	97403	13220E1069-1	GASKET.....	2
9	PCOZZ	5330010673449	96906	MS29513-383	O-RING	2
10	PCOZZ	5330002913085	96906	MS29513-250	O-RING	2

END OF FIGURE

SECTION IV

TM10-5430-226-20P

CROSS-REFERENCE INDEXES

NATIONAL STOCK NUMBER INDEX					
STOCK NUMBER	FIG.	ITEM	STOCK NUMBER	FIG.	ITEM
4730-00-079-1362	7	7	5330-00-899-4509	10	7
5310-00-080-6004	8	6	5310-00-913-8881	4	10
4730-00-088-9285	7	2	4730-00-915-5127	7	1
5305-00-225-3842	2	6	5330-01-067-3449	4	18
	3	3		10	9
5305-00-225-3843	4	5	4730-01-132-0904	3	5
	5	1	5330-01-141-1864	8	9
5510-00-255-9492	10	4		10	8
5510-00-255-9493	10	5	4820-01-159-0439	8	13
5330-00-291-3085	2	12	5430-01-252-6434	2	1
	3	9	5310-01-262-1337	8	16
	5	8	5360-01-262-1338	8	17
	10	10	5310-01-262-1359	8	14
4010-00-360-0596	2	8	5330-01-262-1363	8	18
	3	7	5430-01-279-7755	4	17
	4	7	5430-01-279-7756	4	12
	8	3	5340-01-381-1690	8	15
4820-00-595-1842	6	2	5330-01-383-6856	8	19
5330-00-612-2414	2	2			
	2	4			
	2	10			
	3	2			
	3	6			
	7	3			
	7	6			
	10	6			
4730-00-640-6156	4	8			
	8	4			
4730-00-640-6188	8	10			
5330-00-647-2072	4	16			
4730-00-649-9100	2	9			
	7	5			
4730-00-649-9103	2	3			
5340-00-720-8858	10	3			
5340-00-720-8863	10	2			
5340-00-720-8864	10	1			
5310-00-732-0558	8	1			
5310-00-809-4058	2	7			
	3	4			
	4	6			
5310-00-823-8804	5	6			
4730-00-840-5347	4	15			
	8	8			
4730-00-840-5348	8	11			
5330-00-874-3744	4	13			
5330-00-899-4509	4	2			
	4	4			
	4	9			
	8	5			
	8	12			

SECTION IV

TM10-5430-226-20P

CROSS-REFERENCE INDEXES

CAGEC	PART NUMBER	PART NUMBER INDEX		FIG.	ITEM
			STOCK NUMBER		
66618	BA88-028			1	1
9H113	C02479M		5330-00-647-2072	4	16
49234	EX1333B-2IN		5430-01-252-6434	2	1
9H113	H06683M		4010-00-360-0596	2	8
				3	7
				4	7
				8	3
81718	H4673RAS			2	5
81349	MILT53029 50,000			9	1
	GRDCLOTH				
96906	MS27020-11		4730-00-079-1362	7	7
96906	MS27023-17		4730-00-840-5347	4	15
				8	8
96906	MS27023-21			2	11
96906	MS27024-11		4730-00-649-9103	2	3
96906	MS27026-11		4730-00-088-9285	7	2
96906	MS27027-17		4730-00-840-5348	8	11
96906	MS27028-11		4730-00-649-9100	2	9
				7	5
96906	MS27028-17		4730-00-640-6156	4	8
				8	4
96906	MS27029-11		4730-00-915-5127	7	1
96906	MS27029-17		4730-00-640-6188	8	10
96906	MS27030-6		5330-00-612-2414	2	2
				2	4
				2	10
				3	2
				3	6
				7	3
				7	6
				10	6
96906	MS27030-9		5330-00-899-4509	4	2
				4	4
				4	9
				8	5
				8	12
				10	7
96906	MS27183-10		5310-00-809-4058	2	7
				3	4
				4	6
96906	MS27183-14		5310-00-080-6004	8	6
96906	MS27183-9		5310-00-823-8804	5	6
96906	MS29513-250		5330-00-291-3085	2	12
				3	9
				5	8
				10	10
96906	MS29513-383		5330-01-067-3449	4	18
				10	9
96906	MS35338-46			4	11
				8	2
96906	MS51967-8		5310-00-732-0558	8	1

SECTION IV

TM10-5430-226-20P

CROSS-REFERENCE INDEXES

CAGEC	PART NUMBER	PART NUMBER INDEX STOCK NUMBER	FIG.	ITEM
96906	MS51971-3	5310-00-913-8881	4	10
96906	MS96725-65		8	7
OA6K1	M52618/7P09XC		5	2
74897	ST20F1968-04	5430-01-279-7756	4	12
74897	ST20F1970-03	5430-01-279-7755	4	17
81348	WW-V-35		7	4
77260	X-1655	5305-00-225-3842	2	6
			3	3
66618	X-3619B		9	1
66618	X-3696D-9		4	14
66618	X-3703C-2		5	7
66618	X-3703C-3		5	2
66618	X-3713C-A		5	5
66618	X-3713C-B		5	3
66618	X-3713C-C		5	4
81349	X-4797		3	8
81348	ZZ-H-601-3-2-12		6	1
81348	ZZ-H-601-3-2-32-008		7	8
76364	1148-1/2	4820-00-595-1842	6	2
9740S	13202E2870-1	5340-00-720-8864	10	1
81336	13202E2870-2	5340-00-720-8863	10	2
97403	13202E2870-3	5340-00-720-8858	10	3
97403	13211E3084	5510-00-255-9492	10	4
97403	13211E3085	5510-00-255-9493	10	5
97403	13220E1069-1	5330-01-141-1864	8	9
			10	8
97403	13222E5289-2	4730-01-132-0904	3	5
41592	235RF-0201MB		8	30
41592	235RF-0202MB		8	23
41592	235RF-0203MS		8	29
41592	235RF-02043A	5340-01-381-1690	8	15
41592	235RF-02052N	5310-01-262-1359	8	14
41592	235RF-020621	5330-01-262-1363	8	18
41592	235RF-020721	5310-01-262-1337	8	16
41592	235RF-0210MD		8	26
41592	235RF-0212MD		8	27
41592	235RF-02162S	5360-01-262-1338	8	17
41592	235RF-0217MR		8	28
41592	235RF-02182S		8	25
41592	235RF-02192S		8	22
41592	235RF-02202N		8	20
41592	235RF-02212W		8	21
41592	235RF-0500AV	4820-01-159-0439	8	13
41592	235RF-05082P	5330-01-383-6856	8	19
41592	235RF-05092G		8	24
10001	2614052-1	5330-00-874-3744	4	13
OAT62	35A2C5	5305-00-225-3843	4	5
			5	1
80691	40BA90AL		4	3
80691	40BB90AL		4	1

SECTION IV

TM10-5430-226-20P

CROSS-REFERENCE INDEXES

CAGEC	PART NUMBER	PART NUMBER INDEX		FIG.	ITEM
			STOCK NUMBER		
72423	6170			3	1
10068	90031-4			5	7
05476	91005			1	1
05476	91011			1	1

By Order of the Secretary of the Army:

Official:



JOEL B. HUDSON

*Administrative Assistant to the
Secretary of the Army*

03284

DENNIS J. REIMER
*General, United States Army
Chief of Staff*

DISTRIBUTION:

To be distributed in accordance with DA Form 12-25-E, block no. 6194, requirements for TM 10-5430-226-20P.

These are the instructions for sending an electronic 2028

The following format must be used if submitting an electronic 2028. The subject line must be exactly the same and all fields must be included; however only the following fields are mandatory: 1, 3, 4, 5, 6, 7, 8, 9, 10, 13, 15, 16, 17, and 27.

From: "Whomever" <whomever@avma27.army.mil>

To: mpmt%avma28@st-louis-emh7.army.mil

Subject: DA Form 2028

1. **From:** Joe Smith
2. **Unit:** home
3. **Address:** 4300 Park
4. **City:** Hometown
5. **St:** MO
6. **Zip:** 77777
7. **Date Sent:** 19-OCT-93
8. **Pub no:** 55-2840-229-23
9. **Pub Title:** TM
10. **Publication** Date: 04-JUL-85
11. **Change Number:** 7
12. **Submitter Rank:** MSG
13. **Submitter FName:** Joe
14. **Submitter MName:** T
15. **Submitter LName:** Smith
16. **Submitter Phone:** 123-123-1234
17. **Problem:** 1
18. **Page:** 2
19. **Paragraph:** 3
20. **Line:** 4
21. **NSN:** 5
22. **Reference:** 6
23. **Figure:** 7
24. **Table:** 8
25. **Item:** 9
26. **Total:** 123
27. **Text:**

This is the text for the problem below line 27.

RECOMMENDED CHANGES TO EQUIPMENT TECHNICAL PUBLICATIONS



THEN . . . JOT DOWN THE DOPE ABOUT IT ON THIS FORM, CAREFULLY TEAR IT OUT, FOLD IT AND DROP IT IN THE MAIL!

SOMETHING WRONG WITH THIS PUBLICATION?

FROM: (PRINT YOUR UNIT'S COMPLETE ADDRESS)

PFC John DOE
CO 4 3rd Engineer Bn
St. Leonardwood, MO 63108

DATE SENT

22 August 1992

PUBLICATION NUMBER
TM 1-1520-250-10

PUBLICATION DATE
15 June 1992

PUBLICATION TITLE
Operator's manual MH60K Helicopter

BE EXACT PIN-POINT WHERE IT IS

IN THIS SPACE, TELL WHAT IS WRONG AND WHAT SHOULD BE DONE ABOUT IT:

PAGE NO	PARA-GRAPH	FIGURE NO	TABLE NO
6	2-1 a		
B1		4-3	

In line 6 of paragraph 2-1a the manual states the engine has 6 cylinders. The engine on my set only has 4 cylinders. Change the manual to show 4 cylinders.

Callout 16 in figure 4-3 is pointed to bolt. In key to figure 4-3, item 16 is called a shim. Please correct one or the other

EXAMPLE

PRINTED NAME, GRADE OR TITLE, AND TELEPHONE NUMBER

JOHN DOE, PFC (268) 317-7111

SIGN HERE

JOHN DOE *John Doe*

FILL IN YOUR
UNITS ADDRESS



FOLD BACK



DEPARTMENT OF THE ARMY



OFFICIAL BUSINESS

COMMANDER
U.S. ARMY AVIATION AND TROOP COMMAND
ATTN: AMSAT-I-MP
4300 GOODFELLOW BOULEVARD
ST. LOUIS, MO 63120-1798

TEAR ALONG PERFORATED LINE



RECOMMENDED CHANGES TO EQUIPMENT TECHNICAL PUBLICATIONS



THEN . . . JOT DOWN THE DOPE ABOUT IT ON THIS FORM, CAREFULLY TEAR IT OUT, FOLD IT AND DROP IT IN THE MAIL!

SOMETHING WRONG WITH THIS PUBLICATION?

FROM: (PRINT YOUR UNIT'S COMPLETE ADDRESS)

DATE SENT

PUBLICATION NUMBER TM 10-5430-226-20P	PUBLICATION DATE 3 March 1997	PUBLICATION TITLE 20,000 & 50,000 Gallon Fabric Tanks
--	----------------------------------	--

BE EXACT PIN-POINT WHERE IT IS				IN THIS SPACE, TELL WHAT IS WRONG AND WHAT SHOULD BE DONE ABOUT IT:
PAGE NO	PARA-GRAPH	FIGURE NO	TABLE NO	

PRINTED NAME, GRADE OR TITLE, AND TELEPHONE NUMBER

SIGN HERE

DA FORM 2028-2
1 JUL 79

PREVIOUS EDITIONS ARE OBSOLETE.
DRSTS-M verprint2, 1 Nov 80

P.S. - IF YOUR OUTFIT WANTS TO KNOW ABOUT YOUR RECOMMENDATION, MAKE A CARBON COPY OF THIS AND GIVE TO YOUR HEADQUARTERS.

FILL IN YOUR
UNITS ADDRESS



FOLD BACK

DEPARTMENT OF THE ARMY

OFFICIAL BUSINESS

COMMANDER
U.S. ARMY AVIATION AND TROOP COMMAND
ATTN: AMSAT-I-MP
4300 GOODFELLOW BOULEVARD
ST. LOUIS, MO 63120-1798

TEAR ALONG PERFORATED LINE

The Metric System and Equivalents

Linear Measure

1 centimeter = 10 millimeters = .39 inch
 1 decimeter = 10 centimeters = 3.94 inches
 1 meter = 10 decimeters = 39.37 inches
 1 dekameter = 10 meters = 32.8 feet
 1 hectometer = 10 dekameters = 328.08 feet
 1 kilometer = 10 hectometers = 3,280.8 feet

Weights

1 centigram = 10 milligrams = .15 grain
 1 decigram = 10 centigrams = 1.54 grains
 1 gram = 10 decigrams = .035 ounce
 1 dekagram = 10 grams = .35 ounce
 1 hectogram = 10 dekagrams = 3.52 ounces
 1 kilogram = 10 hectograms = 2.2 pounds
 1 quintal = 100 kilograms = 220.46 pounds
 1 metric ton = 10 quintals = 1.1 short tons

Liquid Measure

1 centiliter = 10 milliliters = .34 fl. ounce
 1 deciliter = 10 centiliters = 3.38 fl. ounces
 1 liter = 10 deciliters = 33.81 fl. ounces
 1 dekaliter = 10 liters = 2.64 gallons
 1 hectoliter = 10 dekaliters = 26.42 gallons
 1 kiloliter = 10 hectoliters = 264.18 gallons

Square Measure

1 sq. centimeter = 100 sq. millimeters = .155 sq. inch
 1 sq. decimeter = 100 sq. centimeters = 15.5 sq. inches
 1 sq. meter (centare) = 100 sq. decimeters = 10.76 sq. feet
 1 sq. dekameter (are) = 100 sq. meters = 1,076.4 sq. feet
 1 sq. hectometer (hectare) = 100 sq. dekameters = 2.47 acres
 1 sq. kilometer = 100 sq. hectometers = .386 sq. mile

Cubic Measure

1 cu. centimeter = 1000 cu. millimeters = .06 cu. inch
 1 cu. decimeter = 1000 cu. centimeters = 61.02 cu. inches
 1 cu. meter = 1000 cu. decimeters = 35.31 feet

Approximate Conversion Factors

<i>To change</i>	<i>To</i>	<i>Multiply by</i>	<i>To change</i>	<i>To</i>	<i>Multiply by</i>
inches	centimeters	2.540	ounce-inches	newton-meters	.007062
feet	meters	.305	centimeters	inches	.394
yards	meters	.914	meters	feet	3.280
miles	kilometers	1.609	meters	yards	1.094
square inches	square centimeters	6.451	kilometers	miles	.621
square feet	square meters	.093	square centimeters	square inches	.155
square yards	square meters	.836	square meters	square feet	10.764
square miles	square kilometers	2.590	square meters	square yards	1.196
acres	square hectometers	.405	square kilometers	square miles	.386
cubic feet	cubic meters	.028	square hectometers	acres	2.471
cubic yards	cubic meters	.765	cubic meters	cubic feet	35.315
fluid ounces	milliliters	29.573	cubic meters	cubic yards	1.308
pints	liters	.473	milliliters	fluid ounces	.034
quarts	liters	.946	liters	pints	2.113
gallons	liters	3.785	liters	quarts	1.057
ounces	grams	28.349	liters	gallons	.264
pounds	kilograms	.454	grams	ounces	.035
short tons	metric tons	.907	kilograms	pounds	2.205
pound-feet	newton-meters	1.356	metric tons	short tons	1.102
pound-inches	newton-meters	.11296			

Temperature (Exact)

°F	Fahrenheit	5/9 (after	Celsius	°C
	temperature	subtracting 32)	temperature	

This fine document...

Was brought to you by me:



[Liberated Manuals -- free army and government manuals](#)

Why do I do it? I am tired of sleazy CD-ROM sellers, who take publicly available information, slap “watermarks” and other junk on it, and sell it. Those masters of search engine manipulation make sure that their sites that sell free information, come up first in search engines. They did not create it... They did not even scan it... Why should they get your money? Why are not letting you give those free manuals to your friends?

I am setting this document FREE. This document was made by the US Government and is NOT protected by Copyright. Feel free to share, republish, sell and so on.

I am not asking you for donations, fees or handouts. If you can, please provide a link to liberatedmanuals.com, so that free manuals come up first in search engines:

<A HREF=<http://www.liberatedmanuals.com/>>Free Military and Government Manuals

- Sincerely
Igor Chudov
<http://igor.chudov.com/>
- [Chicago Machinery Movers](#)