

TECHNICAL MANUAL

**ORGANIZATIONAL, DIRECT SUPPORT AND
GENERAL SUPPORT MAINTENANCE
REPAIR PARTS AND SPECIAL TOOLS LIST**

FOR

**CLOTHING REPAIR SHOP, TRAILER MOUNTED
MODEL: CRS
NSN: 3530-01-133-3494**

This copy is a reprint which includes current pages from Changes 1 through 3.

CHANGE
NO. 3

HEADQUARTERS
DEPARTMENT OF THE ARMY
WASHINGTON, D.C., 9 JULY 1992

Organizational, Direct Support and General Support Maintenance
Repair Parts and Special Tools List
for

CLOTHING REPAIR SHOP, TRAILER MOUNTED
MODEL: CRS
NSN: 3530-01-133-3494

Approved for public release; distribution is unlimited

TM 10-3530-205-24P, 30 January 1986, is changed as follows:

1. Remove and insert pages as indicated below. New or changed text material is indicated by a vertical bar in the margin. An illustration change is indicated by a miniature pointing hand.

Remove pages
14-1 and Figure 15
15-1 and 15-2
I-1 and I-2
I-7 and I-8
1-17/(1-18 blank)

Insert pages
14-1 and Figure 15
15-1 and 15-2
I-1 and I-2
I-7 and I-8
1-17/(1-18 blank)

2. Retain this sheet in front of manual for reference purposes.

By Order of the Secretary of the Army:

Official:

MILTON H. HAMILTON
*Administrative Assistant to the
Secretary of the Army*
02004

GORDON R. SULLIVAN
*General, United States Army
Chief of Staff*

DISTRIBUTION:

To be distributed in accordance with DA Form 12-25E, qty rqr block no. 0320.

CHANGE
NO.2

HEADQUARTERS,
DEPARTMENT OF THE ARMY
WASHINGTON, D.C., 9 October 1990

Organizational, Direct Support and General Support Maintenance
Repair Parts and Special Tools List
for
CLOTHING REPAIR SHOP, TRAILER MOUNTED
MODEL: CRS
NSN: 3530-01-133-3494

Approved for public release; distribution is unlimited

TM 10-3530-205-24P, 30 January 1986, is changed as follows:

1. Remove and insert pages as indicated below. The asterisk (*) to the left of the ITEM NO. Column adjacent to the line item indicates the current change. An illustration change is indicated by a miniature pointing hand.

Remove pages

Insert pages

15-1 and 15-2

15-1 and 15-2

2. Retain this sheet in front of manual for reference purposes.

By Order of the Secretary of the Army

CARL E. VUONO
General, United States Army
Chief of Staff

Official:

THOMAS F. SIKORA
Brigadier General, United States Army
The Adjutant General

DISTRIBUTION;

To be distributed in accordance with DA Form 12-25E, (Qty rqr bl no. 0320).

CHANGE }
NO. 1 }

HEADQUARTERS
DEPARTMENT OF THE ARMY
WASHINGTON, D.C., 22 June 1988

Organizational, Direct Support and
General Support Maintenance
Repair Parts and Special Tools List

for
CLOTHING REPAIR SHOP, TRAILER MOUNTED
MODEL: CRS
NSN: 3530-01-133-3494

TM 10-3530-205-24P, 30 January 1986, is changed as follows:

1. Remove and insert pages as indicated below. The asterisk (*) to the left of the ITEM NO. Column adjacent to the line item indicates the current change. An illustration change is indicated by a miniature pointing hand.

Remove pages

Insert pages

3-1 and Figure 4
I-17/I-18

3-1 and Figure 4
I-17/I-18

2. Retain this sheet in front of manual for reference purposes.

By Order of the Secretary of the Army:

CARL E. VUONO
General, United States Army
Chief of Staff

Official:

R. L. DILWORTH
Brigadier General, United States Army
The Adjutant General

DISTRIBUTION:

To be distributed in accordance with DA Form 12-25A, Unit, Direct Support and General Support Maintenance requirements for Clothing Repair Shop, Trailer Mounted, Model CRS.

**Organizational, Direct Support and
General Support Maintenance
Repair Parts and Special Tools List
For
CLOTHING REPAIR SHOP, TRAILER MOUNTED
MODEL: CRS
NSN 3530-01-133-3494
Current as of 29 September 1985**

REPORTING OF ERRORS AND RECOMMENDING IMPROVEMENTS.

You can help improve this manual. If you find any mistakes or if you know of a way to improve the procedures, please let us know. Mail your letter, DA Form 2028 (Recommended Changes to Publications and Blank Forms) or DA Form 2028-2 located in the back of this manual direct to: Commander, U.S. Army Troop Support Command, ATTN: AMSTR-MCTS, 4300 Goodfellow Blvd., St. Louis, MO 63120-1798. A reply will be furnished to you.

TABLE OF CONTENTS

	Page	Illus. Figure
Section I INTRODUCTION	1	
Section II REPAIR PARTS LIST	1-1	
Group 00 Clothing Repair Shop, Trailer Mounted.....	1-1	
Group 01 Cabinet Assembly	1-1	1
Lifting Eye Assembly.....	2-1	2
Rear Door Assembly	3-1	3
Side Door Assembly.....	4-1	4
Group 02 Storage Box Assembly	5-1	5
Needles, Bobbin and Belting	6-1	6
Winder, Unwinder, Oil Can and Shears	7-1	7
Presses, Chucks, Dies and Lights.....	8-1	8
Power Cable	9-1	9
Group 03 Table Top, Darning Machine	10-1	10
Group 04 Table Top, Button Sewing Machine	11-1	11
Group 05 Table Top, Clothing Machine.....	12-1	12
Group 06 Folding Table Assembly.....	13-1	13
Group 07 Tray Assembly, Clothing, Darning and Button	14-1	14
Group 08 Clothing Machine External Parts	15-1	15
Lubrication System.....	16-1	16
Tension and Feed Mechanism	17-1	17
Pulley, Shaft, and Needle Bar	18-1	18
Presser Foot and Bobbin Mechanism	19-1	19
Group 09 Darning Machine Top Arm	20-1	20
Darning Machine Head Top Arm Shaft and Housing.....	21-1	21
Darning Machine Middle and Bottom Base.....	22-1	22
Darning Machine Hook Assembly.....	23-1	23

TABLE OF CONTENTS (Cont)

		Page	Illus. Figure
Group 10	Button Machine Head Assembly.....	24-1	24
	Needle Bar Drive Assembly	25-1	25
	Clamp Lift and Thread Slack Mechanism	26-1	26
	Stopping Mechanism Assembly.....	27-1	27
Group 11	Stand Assembly	28-1	28
	Pulley Assembly, Manual	29-1	29
Group 12	Stand and Chair Holddown Assembly.....	30-1	30
Group 13	Track Assembly, Generator.....	31-1	31
Group 14	Fire Extinguisher	32-1	32
Group 15	Holddown Clamp Assembly.....	33-1	33
Section III	SPECIAL TOOLS LIST (Not applicable)		
Section IV	NATIONAL STOCK NUMBER, PART NUMBER INDEX.....	I-1	

**ORGANIZATIONAL, DIRECT SUPPORT, AND
GENERAL SUPPORT MAINTENANCE
REPAIR PARTS AND SPECIAL TOOLS LIST**

Section I. INTRODUCTION

1. SCOPE. This RPSTL lists and authorizes spares and repair parts; special test, measurement, and diagnostic equipment (CMDE); and other special support equipment required for performance of organizational, direct support, and general support maintenance of the Clothing Repair Shop. It authorizes the requisitioning, issue, and disposition of spares, repair parts and special tools as indicated by the source, maintenance and recoverability (SMR) codes.

2. GENERAL. In addition to this section, Introduction, this Repair Parts and Special Tools List is divided into the following sections:

a. Section II. Repair Parts List. A list of spares and repair parts authorized by this RPSTL for use in the performance of maintenance. The list also includes parts which must be removed for replacement of the authorized parts. Parts lists are composed of functional groups in ascending alphanumeric sequence, with the parts in each group listed in ascending figure and item number sequence. Bulk materials are listed in item name sequence. Repair parts kits are listed separately in their own functional group within Section II. Repair parts for repairable special tools are also listed in this section. Items listed are shown on the associated illustration(s)/figure(s).

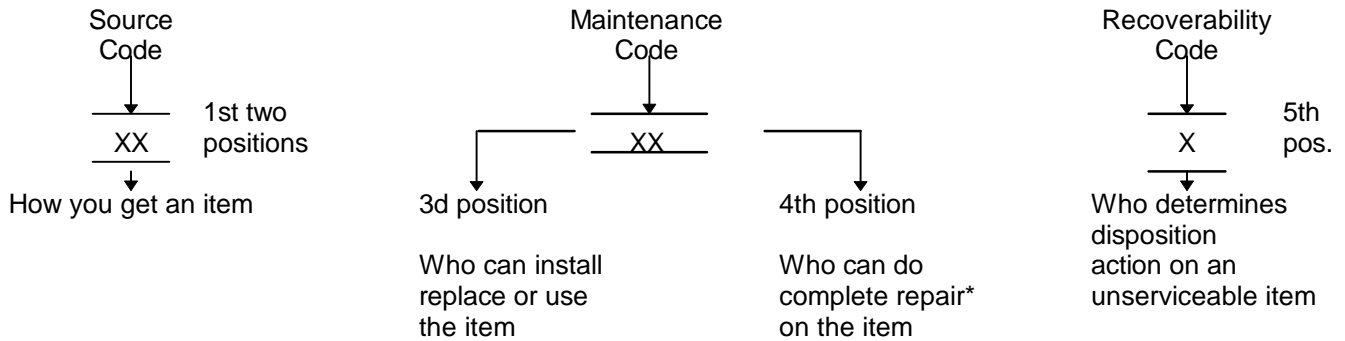
b. Section III. Special Tools List. A list of special tools, special TMDE, and other special support equipment authorized by this RPSTL (as indicated by Basis of Issue (BOI) information in DESCRIPTION AND USABLE ON CODE column) for the performance of maintenance.

c. Section IV. National Stock Number and Part Number Index. A list, in National item identification number (NIIN) sequence, of all National stock numbered items appearing in the listing, followed by a list in alphanumeric sequence of all part numbers appearing in the listings. National stock numbers and part numbers are cross-referenced to each illustration figure and item number appearance.

3. EXPLANATION OF COLUMNS (SECTIONS II AND III).

a. ITEM NO. (Column (1)). Indicates the number used to identify items called out in the illustration.

b. SMR Code (Column (2)). The Source, Maintenance, and Recoverability (SMR) code is a 5position code containing supply/requisitioning information, maintenance category authorization criteria, and disposition instruction, as shown in the following breakout:



*Complete Repair: Maintenance capacity, capability, and authority to perform all corrective maintenance tasks of the "Repair" function in a use/user environment in order to restore serviceability to a failed item.

(1) **Source Code.** The source code tells you how to get an item needed for maintenance, repair, or overhaul of an end item/equipment. Explanations of source codes follows:

Code	Explanation
PA PB PC** PD PE PF PG	Stocked items; use the applicable NSN to request/requisition items with these source codes. They are authorized to the category indicated by the code entered in the 3d position of the SMR code. **NOTE: Items coded PC are subject to deterioration.
KD KF KB	Items with these codes are not to requested/requisitioned individually. They are part of a kit which is authorized to the maintenance category indicated in the 3d position of the SMR code. The complete kit must be requisitioned and applied.

Code	Explanation
MO-(Made at org/ AVUM Level) MF-(Made at DS/ AVIM Level) MH-(Made at GS Level) ML-(Made at Spe- cialized Repair Activity (SRA)) MD-(Made at Depot)	Items with these codes are not to be requested/requisitioned individually. They must be made from bulk material which is identified by the part number in the DESCRIPTION and USABLE ON CODE (UOC) column and listed in the Bulk Material group of the repair parts list in the RPSTL. If the item is authorized to you by the 3d position code of the SMR code, but the source code indicates it is made at a higher level, order the item from the higher level of maintenance.

Code	Explanation
AO-(Assembled by org/AVUM Level) AF-(Assembled by DS/AVIM Level) AH-(Assembled by GS Level) AL-(Assembled by SRA) AD-(Assembled by Depot)	Items with these codes are not to be requested/requisitioned individually. The parts that make up the assembled item must be requisitioned or fabricated and assembled at the level of maintenance indicated by the source code. If the 3d position code of the SMR code authorizes you to replace the item, but the source code indicates the items are assembled at a higher level, order the item from the higher level of maintenance.

Code	Explanation
XA-	Do not requisition an "XA" -coded item. Order its-next higher assembly. (Also, refer to the NOTE below.)
XB-	If an "XB" item is not available from salvage, order it using the FSCM and part number given.
XC-	Installation drawing, diagram, instruction sheet, field service drawing, that is identified by manufacturer's part number.
XD-	Item is not stocked. Order an "XD" -coded item through normal supply channels using the FSCM and part number given, if no NSN is available.

NOTE

Cannibalization or controlled exchange, when authorized, may be used as a source of supply for items with the above source codes, except for those source coded "XA" or those aircraft support items restricted by requirements of AR 700-42.

(2) Maintenance Code. Maintenance codes tell you the level(s) of maintenance authorized to USE and REPAIR support items. The maintenance codes are entered in the third and fourth positions of the SMR Code as follows:

(a) The maintenance code entered in the third position tells you the lowest maintenance level authorized to remove, replace, and use an item. The maintenance code entered in the third position will indicate authorization to one of the following levels of maintenance.

Code	Application/Explanation
C	-Crew or operator maintenance done within organizational or aviation unit maintenance.
0	-Organizational or aviation unit category can remove, replace, and use the item.
F	-Direct support or aviation intermediate level can remove, replace, and use the item.
H	-General support level can remove, replace, and use the item.
L	-Specialized repair activity can remove, replace, and use the item.
D	-Depot level can remove, replace, and use the item.

(b) The maintenance code entered in the fourth position tells whether or not the item is to be repaired and identifies the lowest maintenance level with the capability to do complete repair (i.e., perform all authorized repair functions.) NOTE: Some limited repair may be done on the item at a lower level of maintenance, if authorized by the Maintenance Allocation Chart (MAC) and SMR codes. This position will contain one of the following maintenance codes.

Code	Application/Explanation
0	-Organizational or (aviation unit) is the lowest level that can do complete repair of the item.
F	-Direct support or aviation intermediate is the lowest level that can do complete repair of the item.

Code	Application/Explanation
H	-General support is the lowest level that can do complete repair of the item.
L	-Specialized repair activity (designate the specialized repair activity) is the lowest level that can do complete repair of the item.
D	-Depot is the lowest level that can do complete repair of the item.
Z	-Nonreparable. No repair is authorized.
B	-No repair is authorized. (No parts or special tools are authorized for the maintenance of a "B" coded item). However, the item may be reconditioned by adjusting, lubricating, etc., at the user level.

(3) Recoverability Code. Recoverability codes are assigned to items to indicate the disposition action on unserviceable items. The recoverability code is entered in the fifth position of the SMR Code as follows:

Recoverability Code	Application/Explanation
Z	-Nonreparable item. When unserviceable, condemn and dispose of the item at the level of maintenance shown in 3d position of SMR Code.
0	-Reparable item. When uneconomically reparable, condemn and dispose of the item at organizational or aviation unit level.
F	-Reparable item. When uneconomically reparable, condemn and dispose of the item at the direct support or aviation intermediate level.
H	-Reparable item. When uneconomically reparable, condemn and dispose of the item at the general support level.
D	-Reparable item. When beyond lower level repair capability, return to depot. Condemnation and disposal of item not authorized below depot level.
L	-Reparable item. Condemnation and disposal not authorized below specialized repair activity (SRA).
A	-Item requires special handling or condemnation procedures because of specific reasons (e.g., precious metal content, high dollar value, critical material, or hazardous material). Refer to appropriate manuals/directives for specific instructions.

c. FSCM (Column 3). The Federal Supply Code for Manufacturer (FSCM) is a 5-digit numeric code which is used to identify the manufacturer, distributor, or Government agency, etc., that supplies the item.

d. PARTNUMBER (Column 4). Indicates the primary number used by the manufacturer, (individual, company, firm, corporation, or Government activity), which controls the design and characteristics of the item by means of its engineering drawings, specifications standards, and inspection requirements to identify an item or range of items.

NOTE

When you use a NSN to requisition an item, the item you receive may have a different part number from the part ordered.

e. DESCRIPTION AND USABLE ON CODE (UOC) (Column (5)). This column includes the following information:

- (1) The Federal item name and, when required, a minimum description to identify the item.
- (2) The physical security classification of the item is indicated by the parenthetical entry, e.g., Phy Sec C1 - Confidential, Phy Sec C1 (S)-Secret, Phy Sec C1 (T)- Top Secret.
- (3) Items that are included in kits and sets are listed below the name of the kit or set.
- (4) Spare/repair parts that make up an assembled item are listed immediately following the assembled item line entry.
- (5) Part numbers for bulk materials are referenced in this column in the line item entry for the item to be manufactured/fabricated.
- (6) When the item is not used with all serial numbers of the same model, the effective serial numbers are shown on the last line(s) of the description (before UOC).
- (7) The usable on code, when applicable (see paragraph 5, Special Information).
- (8) In the Special Tools List section, the basis of issue (BOI) appears as the last line(s) in the entry for each special tool, special TMDE, and other special support equipment. When density of equipment supported exceeds density spread indicated in the basis of issue, the total authorization is increased proportionately.
- (9) The statement "END OF FIGURE" appears below the last item description in Column 5 for a given figure in both Section II and Section III.

f. QTY (Column (6)). The QTY (quantity per figure column) indicates the quantity of the item used in the breakout shown on the illustration figure, which is prepared for a functional group, subfunctional group, or an assembly. A "V" appearing in this column in lieu of a quantity indicates that the quantity is variable and may vary from application to application.

4. EXPLANATION OF COLUMNS (SECTION IV).

a. NATIONAL STOCK NUMBER (NSN) INDEX.

(1) **STOCK NUMBER column.** This column lists the NSN by National item identification number

(NIIN) sequence. The NIIN consists of the last nine digits of the NSN, i.e.
$$\frac{\text{NSN}}{(5305-01-574-1467).}$$
 NIIN

When using this column to locate an item, ignore the first 4 digits of the NSN. However, the complete NSN should be used when ordering items by stock number.

(2) **FIG. column.** This column lists the number of the figure where the item is identified/located. The figures are in numerical order in Section II and Section III.

(3) **ITEM column.** The item number identifies the item associated with the figure listed in the adjacent FIG. column. This item is also identified by the NSN listed on the same line.

b. PART NUMBER INDEX. Part numbers in this index are listed by part number in ascending alphanumeric sequence (i.e., vertical arrangement of letter and number combination which places the first letter or digit of each group in order A through Z, followed by the numbers 0 through 9 and each following letter or digit in like order).

- (1) **FSCM column.** The Federal Supply Code for Manufacturer (FSCM) is a 5-digit numeric code used to identify the manufacturer, distributor, or Government agency, etc., that supplies the item.
- (2) **PART NUMBER column.** Indicates the primary number used by the manufacturer (individual, firm, corporation, or Government activity), which controls the design and characteristics of the item by means of its engineering drawings, specifications standards, and inspection requirements to identify an item or range of items.
- (3) **STOCK NUMBER column.** This column lists the NSN for the associated part number and manufacturer identified in the PART NUMBER and FSCM columns to the left.
- (4) **FIG. column.** This column lists the number of the figure where the item is identified/located in Sections II and III.
- (5) **ITEM column.** The item number is that number assigned to the item as it appears in the figure referenced in adjacent figure number column.

5. SPECIAL INFORMATION.

a. USABLE ON CODE. The usable on code appears in the lower left corner of the Description column heading. Usable on codes are shown as "UOC:" in the Description Column justified left) on the first line applicable item description/nomenclature. Uncoded items are applicable to all models.

b. ASSOCIATED PUBLICATIONS. The publication listed below pertains to the Clothing Repair Shop and its components.

Publication	Short Title
LO 10-3530-205-12-1	Lubrication Order: Clothing Machine
LO 10-3530-205-12-2	Lubrication Order: Darning Machine
LO 10-3530-205-12-3	Lubrication Order: Button Machine
LO 10-3530-205124	Lubrication Order: Bobbin Winder
TM 10-3530-205-12	Clothing Repair Shop, Trailer Mounted

6. HOW TO LOCATE REPAIR PARTS.

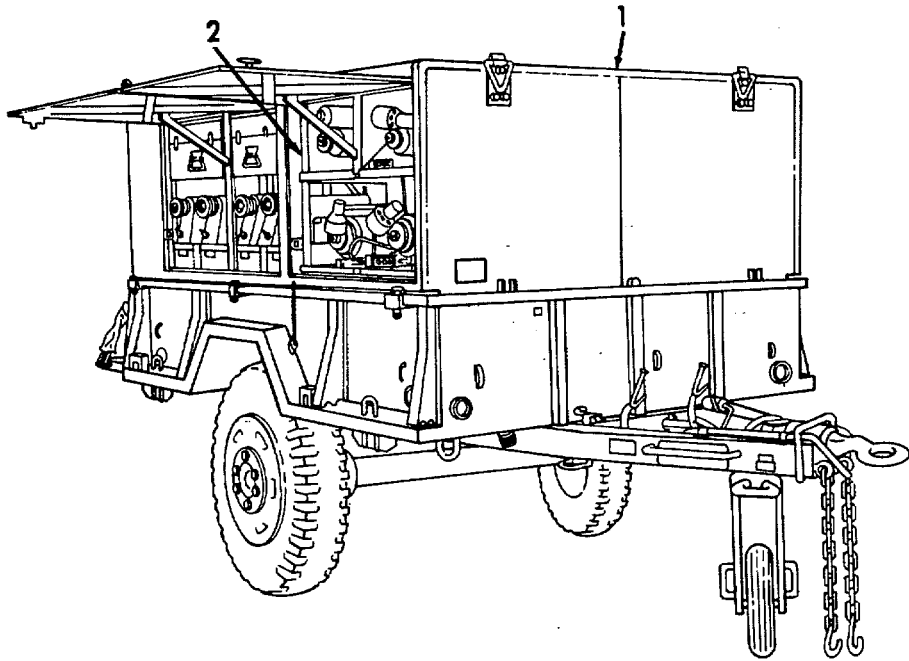
a. When National Stock Number or Part Number is NOT Known.

- (1) **First.** Using the table of contents, determine the assembly group to which the item belongs. This is necessary since figures are prepared for assembly groups and subassembly groups, and listings are divided into the same groups.
- (2) **Second.** Find the figure covering the assembly group or subassembly group to which the item belongs.
- (3) **Third.** Identify the item on the figure and note the item number.
- (4) **Fourth.** Refer to the Repair Parts List for the figure to find the part number for the item number noted on the figure.
- (5) **Fifth.** Refer to the Part Number Index to find the NSN, if assigned.

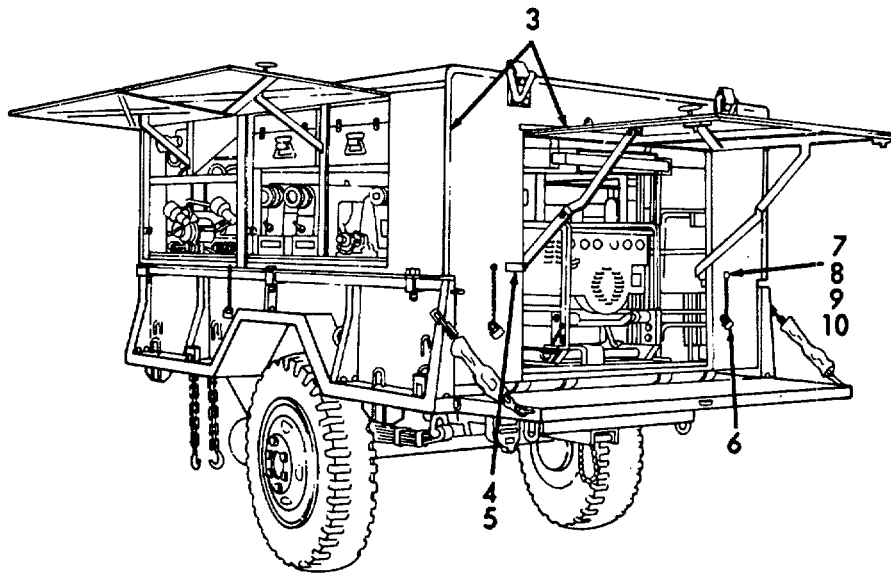
b. When National Stock Number or Part Number is Known:

- (1) **First.** Using the Index of National Stock Numbers and Part Numbers, find the pertinent National Stock Number or Part Number. The NSN index is in National Item Identification Number (NIIN) sequence (see 4a(1)). The part numbers in the Part Number index are listed in ascending alphanumeric sequence (see paragraph 4b). Both indexes cross-reference you to the illustration figure and item number of the item you are looking for.
- (2) **Second.** After finding the figure and item number, verify that the item is the one you are looking for, then locate the item number in the repair parts list for the figure.

7. ABBREVIATIONS. Abbreviations used in this manual are listed in MIL-STD-12.



Curb Side



Street Side

Figure 1. Cabinet Assembly.

SECTION II

(1) ITEM NO	(2) SMR CODE	(3) FSCM	(4) PART NUMBER	(5) DESCRIPTION AND USABLE ON CODES (UOC)	(6) QTY
				GROUP 00 CLOTHING REPAIR SHOP TRAILER MOUNTED	
				GROUP 01 CABINET ASSEMBLY	
				FIG. 1 CABINET ASSEMBLY	
1	XAFHH	81337	6-1-1100	CABINET ASSY COMPLETE	1
2	XAHHH	81337	6-1-1101	.FRAMEWORK ASSEMBLY	1
3	XAFHH	81337	6-1-1103	.PANEL-AND DOOR ASSY	1
4	PAFZZ	81337	6-1-1103-2-68	..LATCH,RIM.....	2
5	PAFZZ	96906	MS20470A4-7	..RIVET,SOLID.....	4
6	PAOZZ	96906	MS21313-162	PADLOCK SET 4 PADLOCKS,KEYED ALIKE, 2 KEYS PER SET,W/CLEVIS & CHAIN.....	1
7	PAOZZ	81337	6-1-1103-2-78	SCREW,MACHINE SLTD,1/4-20 UNC X 3/4 L BRASS.....	4
8	PAOZZ	96906	MS15795-710	WASHER,FLAT.....	4
9	PAOZZ	96906	MS35338-44	WASHER,LOCK.....	4
10	PAOZZ	96906	MS35649-2255	NUT,PLAIN,HEXAGON.....	4
				END OF FIGURE	

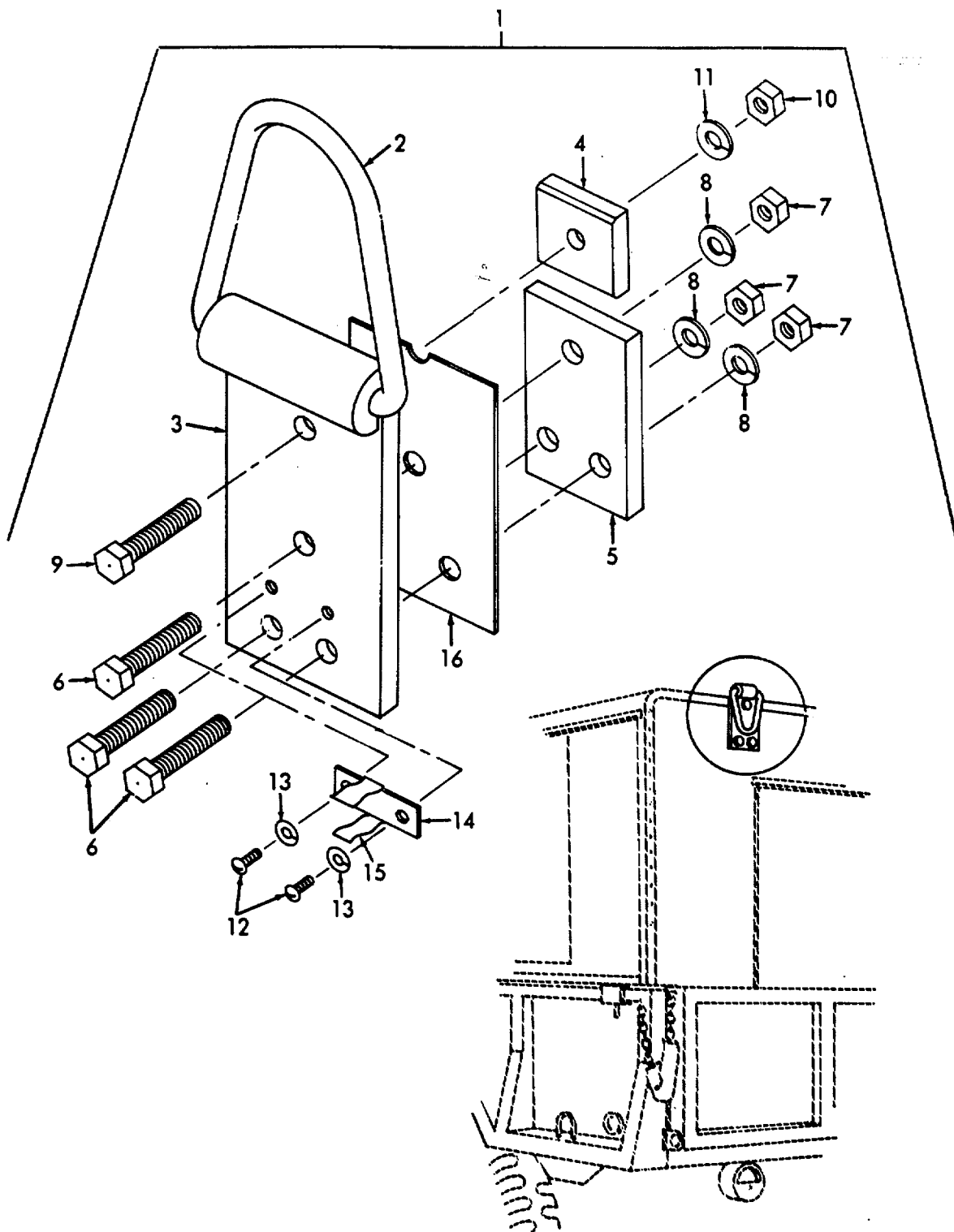


Figure 2. Lifting Eye Assembly.

SECTION II

(1) ITEM NO	(2) SMR CODE	(3) FSCM	(4) PART NUMBER	(5) DESCRIPTION AND USABLE ON CODES (UOC)	(6) QTY
				GROUP 01 CABINET ASSEMBLY	
				FIG. 2 LIFTING EYE ASSEMBLY	
1	XDOFF	81337	6-1-1108-6	..LIFTING EYE ASSY.....	1
2	XAOFF	81337	6-1-1108-6-1	..LOOP,LIFTING EYE	1
3	XAOZZ	81337	6-1-1108-6-2	..PLATE,LIFTING EYE	1
4	XAOZZ	81337	6-1-1108-6-3	..BACKING PLATE,SMALL.....	1
5	XAOZZ	81337	6-1-1108-6-4	..BACKING PLATE,LARGE	1
6	PAOZZ	96906	MS90728-115	..SCREW,CAP,HEX HD	3
7	PAOZZ	96906	MS51967-14	..NUT,PLAIN,HEXAGON 1/2-13 UNC- 2B	3
8	PAOZZ	96906	MS35338-48	..WASHER,LOCK SPLIT HELICAL,1/2:.....	3
9	PAOZZ	96906	MS90728-164	..SCREW,CAP,HEX HD 5/8-11 UNC 2A,2 IN LG...	1
10	PAOZZ	96906	MS51967-20	..NUT,PLAIN,HEXAGON 5/8-11 UNC 2B.....	1
11	PAOZZ	96906	MS35338-50	..WASHER,LOCK SPLIT HELICAL 5/8.....	1
12	PAOZZ	96906	MS35206-243	..SCREW,MACHINE #8-32 UNC-2A,3/8 IN LONG.	2
13	PAOZZ	96906	MS35338-42	..WASHER,LOCK.....	2
14	PAOZZ	81337	6-1-1108-6-15	..RETAINER,SPRING.....	1
15	PAOZZ	81337	6-1-1108-6-5	..CLIP,SPRING TENSION	1
16	PAOZZ	81337	6-1-1108-6-12	..SHIM.....	1
				END OF FIGURE	

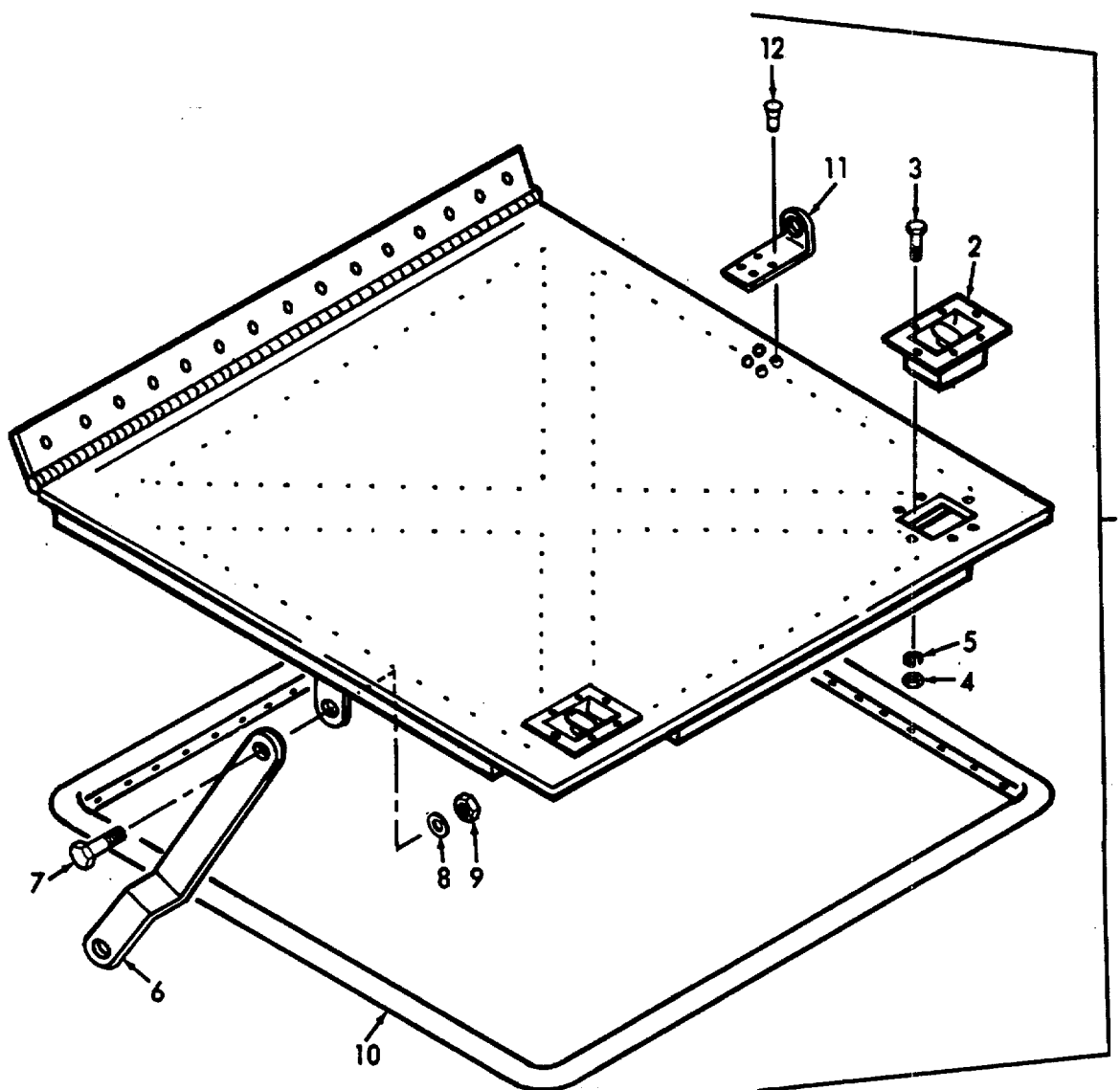


Figure 3. Rear Door Assembly.

SECTION II

(1) ITEM NO	(2) SMR CODE	(3) FSCM	(4) PART NUMBER	(5) DESCRIPTION AND USABLE ON CODES (UOC)	(6) QTY
				GROUP 01 CABINET ASSEMBLY	
				FIG. 3 REAR DOOR ASSEMBLY	
1	PAFHH	81337	6-1-1103-2-25	..DOOR, REAR	1
★ 2	PAFZZ	81337	6-1-9744	...LOCK, SLAM TYPE FOLDING HANDLE	2
3	PAFZZ	96906	MS35206-244	...SCREW, MACHINE #8-32 UNC-2A X 7/16 LG ...	6
4	PAFZZ	96906	MS35649-282	...NUT, PLAIN, HEXAGON #8-32 UNC-2B	6
5	PAFZZ	96906	MS35338-42	...WASHER, LOCK.....	6
6	PAFHH	81337	6-1-1103-2-36	...STAY, REAR DOOR	2
7	PAOZZ	96906	MS90725-62	...SCREW, CAP, HEX HD	6
8	PAOZZ	96906	MS15795-814	...WASHER, FLAT.....	12
9	PAOZZ	96906	MS51922-17	...NUT, SELF-LOCKING, HEX.....	6
10	MFFZZ	81337	6-1-1103-2-27	...GASKET MAKE FROM NSN 5330-00-961-4239, REQUIRES 15 FT CUT FROM BULK	15
11	PAFZZ	81337	6-1-1103-2-67	..LATCH, LOCKING DOOR.....	2
12	PAFZZ	96906	MS20470A4-9	..RIVET, SOLID.....	4
				END OF FIGURE	

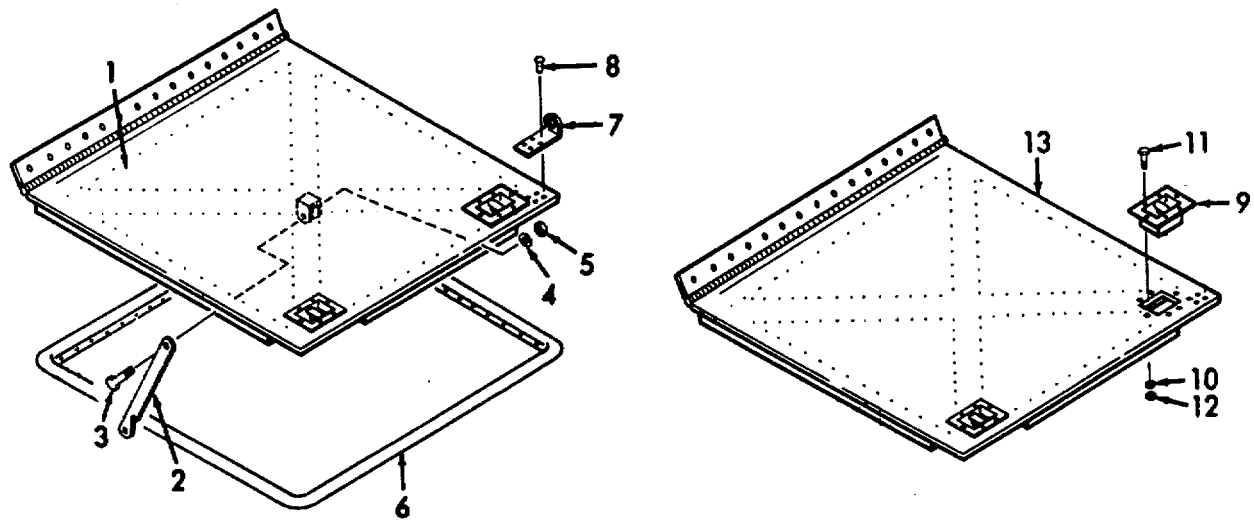


Figure 4. Side door Assembly.

SECTION II

(1) ITEM NO	(2) SMR CODE	(3) FSCM	(4) PART NUMBER	(5) DESCRIPTION AND USABLE ON CODES (UOC)	(6) QTY
				GROUP 01 CABINET ASSEMBLY	
				FIG. 4 SIDE-DOOR ASSEMBLY	
1	PAFHH	81337	6-1-1103-2-23	..DOOR,SIDE,FRONT.....	1
2	PAOZZ	81337	6-1-1103-2-34	...STAY,DOOR,SIDE,FRT.....	1
3	PAOZZ	96906	MS90725-62	...SCREW,CAP,HEX HD.....	1
4	PAOZZ	96906	MS15795-814	...WASHER,FLAT.....	2
5	PAOZZ	96906	MS51922-17	...NUT,SELF-LOCKING, HEX.....	1
6	MFFZZ	81337	6-1-1103-2-27	...GASKET MAKE FROM NSN 5330-00-961-4239, LENGTH AS REQUIRED.....	12
7	PAFZZ	81337	6-1-1103-2-62	...LATCH,LOCKING DOOR.....	2
8	PAFZZ	96906	MS20470-A4-7	...RIVET,SOLID 1/8 DIA X 7/16 LG.....	4
9	PAFZZ	81337	6-1-1103-2-32	...LOCK,SLAM TYPE FOLDING HANDLE.....	2
10	PAFZZ	96906	MS35338-42	...WASHER,LOCK.....	6
11	PAFZZ	96906	MS35206-244	...SCREW,MACHINE #8-32 UNC-2A X 7/16 LG....	6
12	PAFZZ	96906	MS35649-282	...NUT,PLAIN,HEXAGON.....	6
13	PAFHH	81337	6-1-1103-2-24	...DOOR,SIDE,REAR.....	1
				END OF FIGURE	

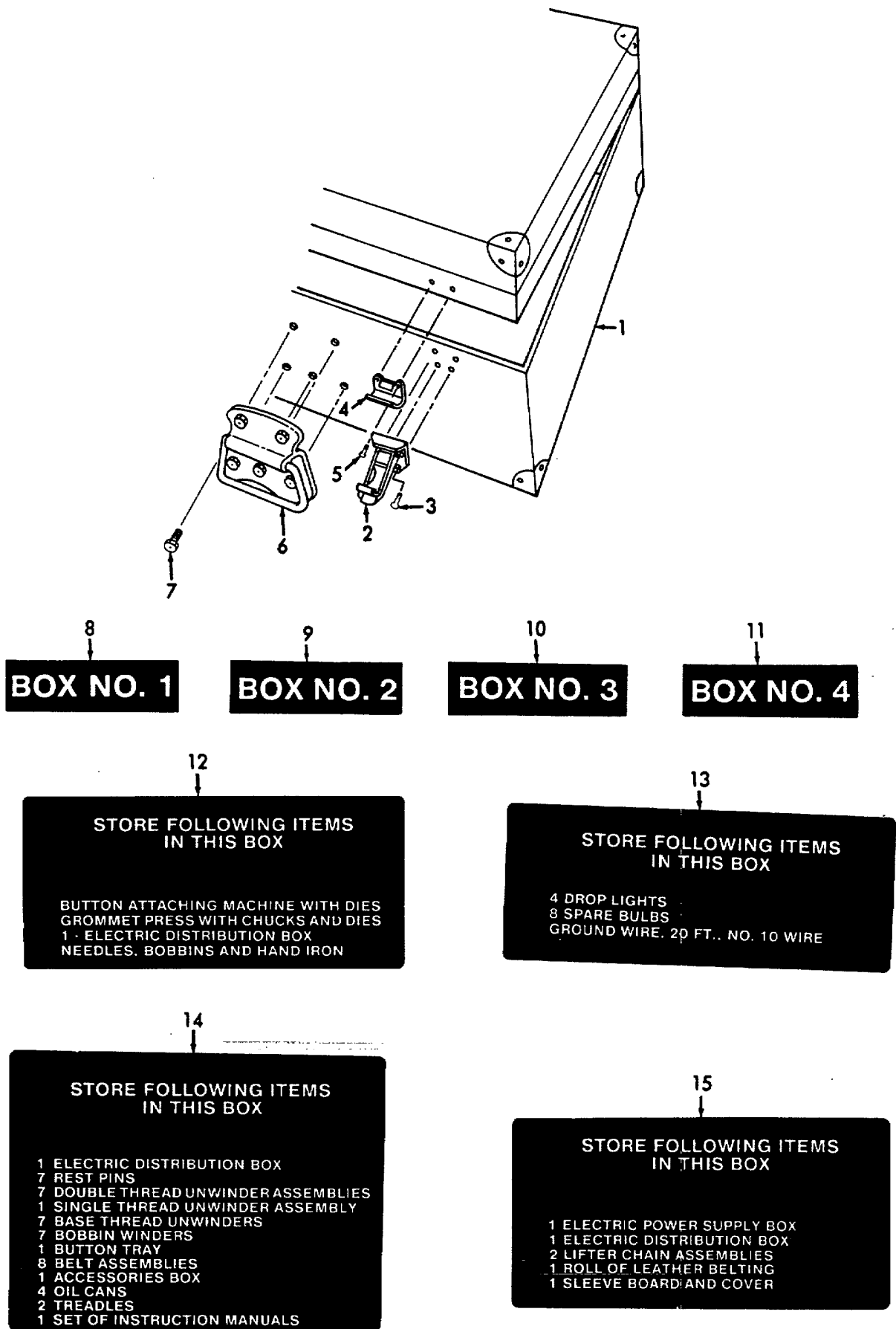


Figure 5. Storage Box Assembly.

SECTION II

(1) ITEM NO	(2) SMR CODE	(3) FSCM	(4) PART NUMBER	(5) DESCRIPTION AND USABLE ON CODES (UOC)	(6) QTY
GROUP 02 STORAGE BOX ASSEMBLIES					
FIG. 5 STORAGE BOX ASSEMBLY					
1	XDFZ	81337	6-1-1116-31	BOX ASSY.....	1
2	XDFZ	81337	6-1-1116-31-6	.LATCH.....	2
3	PAFZ	96906	MS20470A4-6	.RIVET,SOLID 1/8 DIA X 3/8 LG	8
4	XDFZ	81337	6-1-1116-31-5	.HOOK.....	2
5	PAFZ	96906	MS20470 A4-6	.RIVET,SOLID 1/8 DIA X 3/8 LG	4
6	XDFZ	96906	MS35791-22	.HANDLE,BAIL CHEST	2
7	PAFZ	96906	MS20426B7-7	.RIVET,CSK HD	10
8	XDFZ	81337	6-1-6399-4	.PLATE,ID	1
9	XDFZ	81337	6-1-6399-5	.PLATE,ID	1
10	XDFZ	81337	6-1-6399-6	.PLATE,ID	1
11	XDFZ	81337	6-1-6399-7	.PLATE,ID	1
12	XDFZ	81337	6-1-6399-8	.PLATE,INSTRUCTION.....	1
13	XDFZ	81337	6-1-6399-9	.PLATE,INSTRUCTION.....	1
14	XDFZ	81337	6-1-6399-10	.PLATE,INSTRUCTION.....	1
15	XDFZ	81337	6-1-6399-11	.PLATE,INSTRUCTION.....	1
END OF FIGURE					

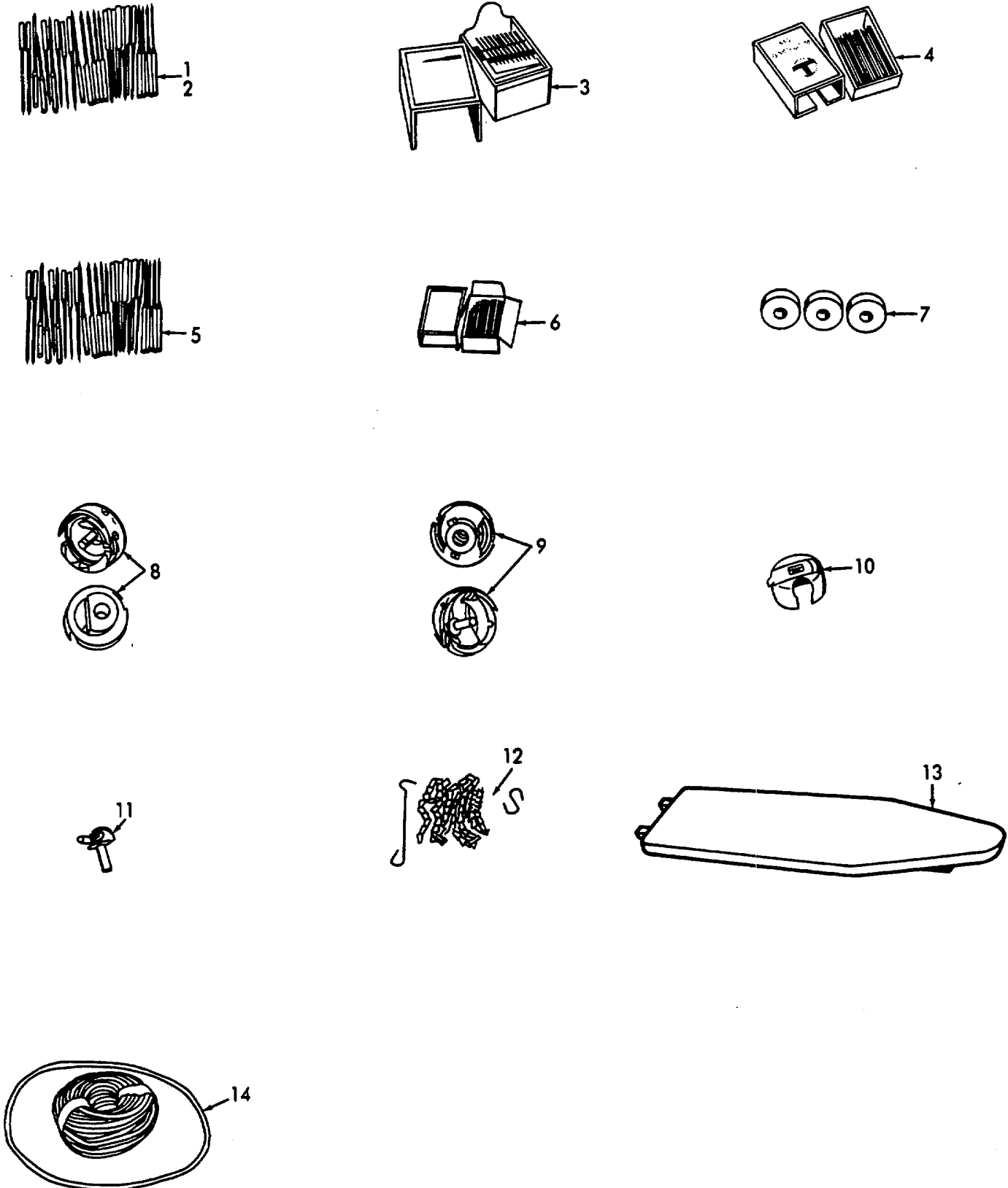


Figure 6. Needles, Bobbin, and Belting.

SECTION II

(1) ITEM NO	(2) SMR CODE	(3) FSCM	(4) PART NUMBER	(5) DESCRIPTION AND USABLE ON CODES (UOC)	(6) QTY
				GROUP 02 STORAGE BOX ASSEMBLIES	
				FIG. 6 NEEDLES, BOBBIN AND BELTING	
1	PAOZZ	77948	16X175-18	NEEDLE,SEWING MACHINE BUTTON, 175 X 3, SIZE 18.....	1
2	PAOZZ	11598	135X1X20	NEEDLE,SEWING MACHINE BUTTON, 175X3, SIZE 20.....	1
3	PAOZZ	77948	16X257-16	NEEDLE,SEWING MACHINE CLOTHING, 16 X 257, SIZE 16.....	1
4	PAOZZ	77948	16X257-18	NEEDLE,SEWING MACHINE CLOTHING 16X 257, SIZE 18.....	1
5	PAOZZ	77948	135X1-18	NEEDLE,SEWING MACHINE.....	1
6	PAOZZ	77948	135X1-20	NEEDLE,SEWING MACHINE DARNING, 135 X 1, SIZE 20.....	1
7	PAOZZ	77948	40264	BOBBIN,HOOK.....	1
8	PAOZZ	11598	2DL2-77	HOOK,SEWING.....	1
9	PAOZZ	98255	2DL8-5	HOOK,BOBBIN.....	1
10	PAOZZ	77948	52237	CASE,BOBBIN SEWING MACHINE.....	1
11	PAOZZ	11598	543-133	LOOPER.....	1
12	PDOZZ	11598	543-226	LIFTER,CHAIN ASSY.....	2
13	PDOZZ	81349	PARA 3.4.6 OF ML C-40153J	.BOARD,SLEEVE WITH COVER	1
14	PAOZZ	81348	KRB211,TYPE I	.BELTING,ROUND,LEATHER CUT TO LENGTH ..	32
				END OF FIGURE	

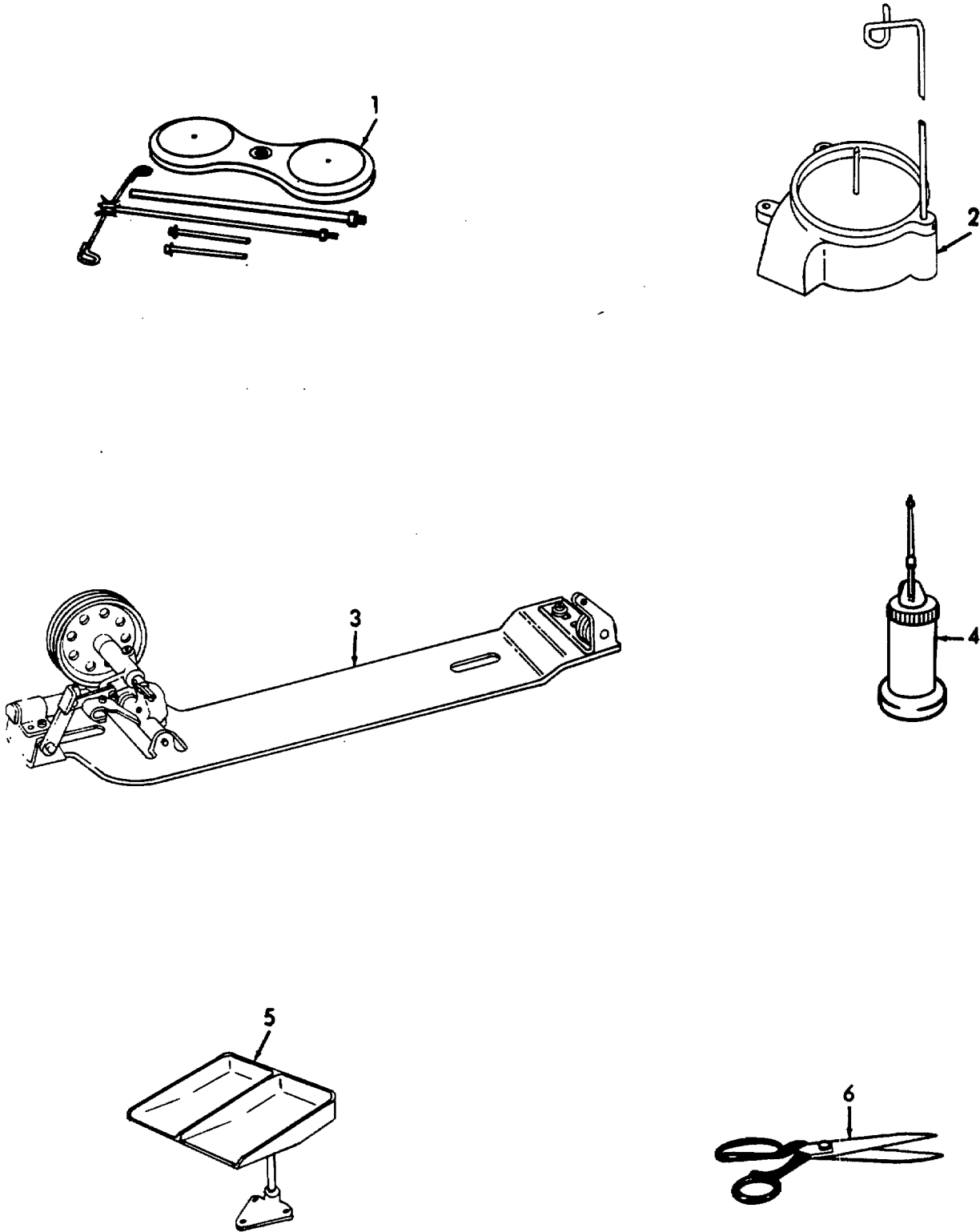


Figure 7. Winder, Unwinder, Oil Can and Shears

SECTION II

(1) ITEM NO	(2) SMR CODE	(3) FSCM	(4) PART NUMBER	(5) DESCRIPTION AND USABLE ON CODES (UOC)	(6) QTY
				GROUP 02 STORAGE BOX ASSEMBLIES	
				FIG. 7 WINDER, UNWINDER, OIL CAN AND SHEARS	
1	PBOZZ	21305	505656	THREAD UNWINDER	1
2	PBOZZ	11598	2-543-08-03	THREAD UNWINDER SGL	1
3	PDOZZ	77948	225381	WINDER,BOBBIN	1
4	PBOZZ	81348	GGG0591	OILER,HAND,4" SPOUT 1/2 PT	1
5	PDOZZ	11598	2-552-08-01	TRAY ASSY,BUTTON.....	1
6	XDOBO	81348	CGG-S-00278 TYPE I,STYLE A,CLASS2	SHEARS,BENT TRIMMER	1
				END OF FIGURE	

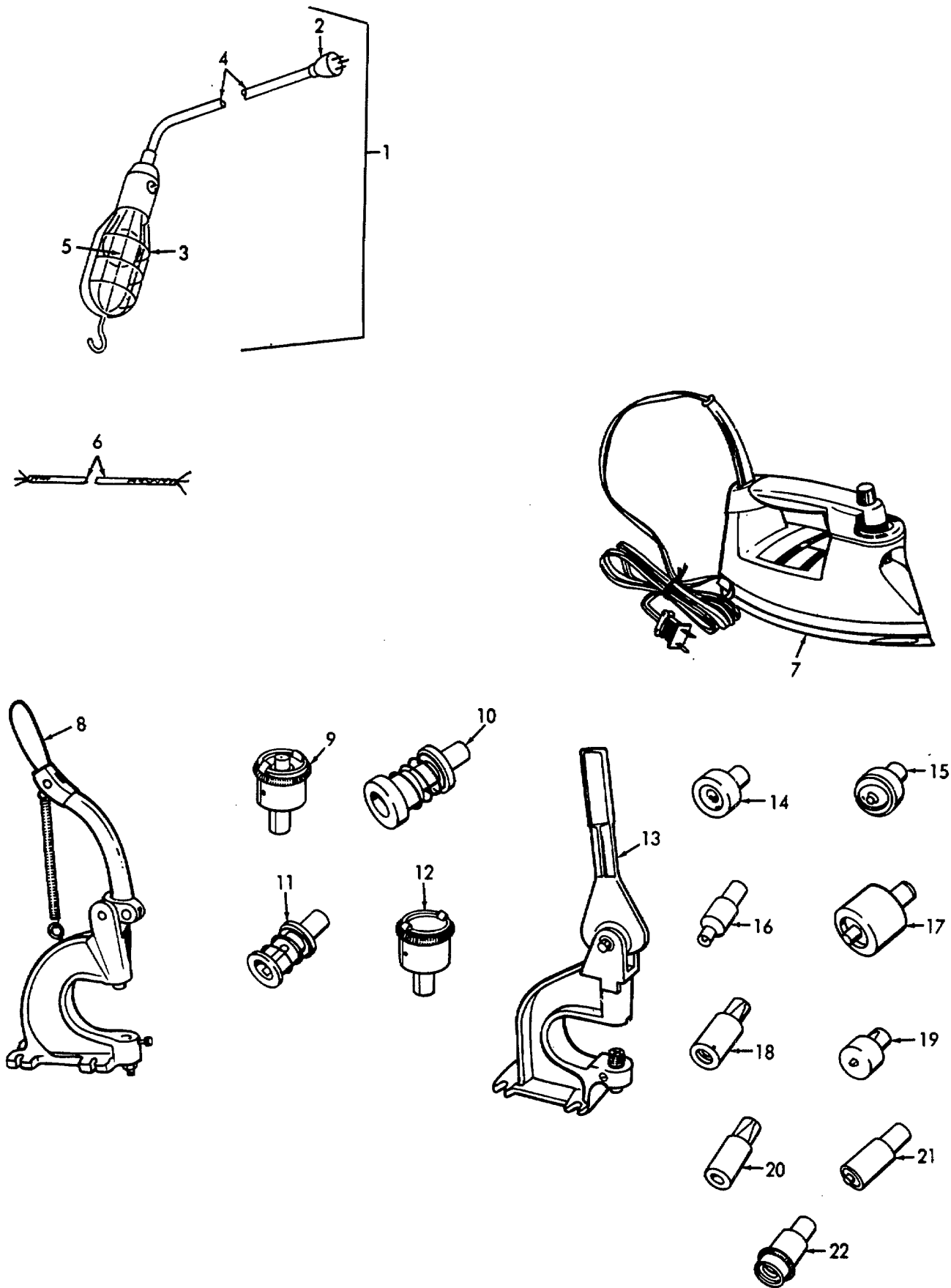


Figure 8. Presses, Chucks, Dies and Lights.

SECTION II

(1) ITEM NO	(2) SMR CODE	(3) FSCM	(4) PART NUMBER	(5) DESCRIPTION AND USABLE ON CODES (UOC)	(6) QTY
				GROUP 02 STORAGE BOX ASSEMBLIES	
				FIG. 8 PRESSES, CHUCKS, DIES AND LIGHTS	
1	MFFFZ	81337	6-1-1111-16 THRU 21	CORD,LIGHT,ASSY MAKE FROM,6-1-1111-27-16,6-1-1111-27-18,6-1-1111-27-20,6-1-1111-27-21.....	1
2	PAOZZ	81337	6-1-1111-27-16	.CONNECTOR,PLUG,ELECTRIC.....	1
3	PAOZZ	81337	6-1-1111-27-20	.LIGHT,EXTENSION	1
4	PAOZZ	81337	6-1-1111-27-18	.CABLE,#16 STRANDED 3 CONDUCTOR 50 FT 600V	50
5	PAOZZ	81337	6-1-1111-27-21	.LAMP,INCANDESCENT,ROUGH SERVICE, 100 W,100V	1
6	PAOZZ	81349	MIL-W-5086/1B M5 086/1-10-9	WIRE,GROUND,#10 STRANDED,SINGLE CONDUCTOR.....	20
7	PAOZZ	58536	A-A-632	FLATIRON,ELECTRIC STEAM & DRY, 120V 11000W	1
8	XDOZZ	65051	AE24578D-17	MACHINE,TACK-BUTTON ATTACHING	1
9	PAOZZ	19207	51201000141	.DIE,UPPER.....	1
10	PAOZZ	81902	A4701178	.DIE,LOWER.....	1
11	PAOZZ	81902	A4701179	.DIE,LOWER.....	1
12	PAOZZ	81902	A4701177	.DIE,UPPER OPEN.....	1
13	XDOZZ	83058	M369	.PRESS,GROMMET,EYELET.....	1
14	PAOZZ	81902	A471195	.DIE,WASHER,FASTENER.....	1
15	PAOZZ	61864	9470	.CHUCK	1
16	PAOZZ	83058	9323	.CHUCK	1
17	PAOZZ	61864	9471	.DIE,CLINCH PLATE.....	1
18	PAOZZ	61864	1486	.PUNCH,STUD FASTENER.....	1
19	PAOZZ	61864	1587	.DIE,EYELET	1
20	PAOZZ	83058	9219R	.CHUCK,STUD.....	1
21	PAOZZ	61864	1580	.CHUCK,SOCKET	1
22	PAOZZ	61864	9447	.CHUCK,STUD.....	1
				END OF FIGURE	

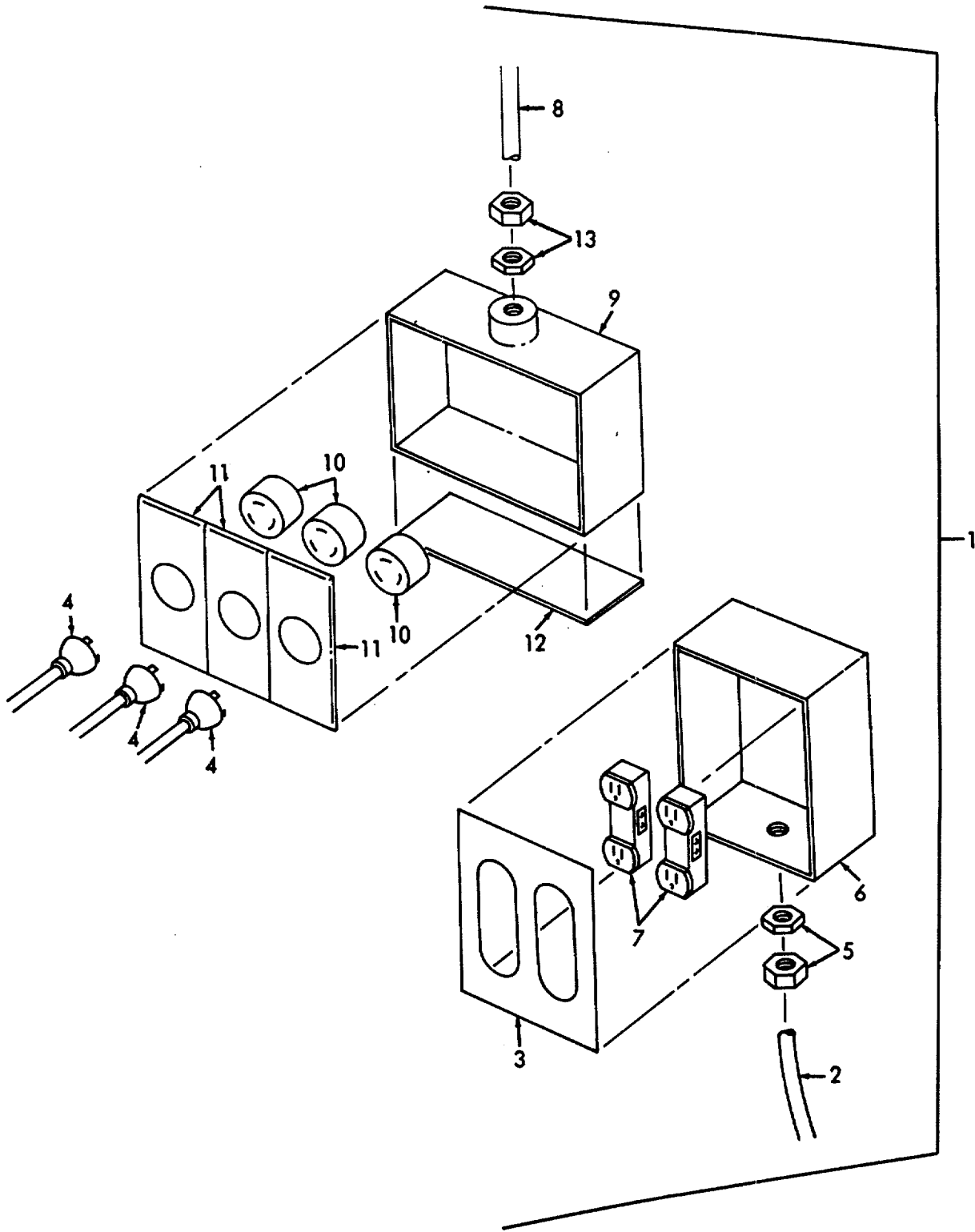


Figure 9. Power Cable.

SECTION II

(1) ITEM NO	(2) SMR CODE	(3) FSCM	(4) PART NUMBER	(5) DESCRIPTION AND USABLE ON CODES (UOC)	(6) QTY
				GROUP 02 STORAGE BOX ASSEMBLIES	
				FIG. 9 POWER CABLE	
1	MOOOF	81337	6-1-1111-27	CABLE ASSY MAKE FROM 6-1-1111-27-9,6-1-1111-27-10,6-1-1111-27-5,61 -1111-27-2,6-1-1111-27-6, WC596/12-4.....	3
2	PAOZZ	81337	6-1-1111-27-9	.CABLE,ELECTRICAL 3 CONDUCTOR 600V RUBBER COVERED 25 FT LG	75
3	PAOZZ	81337	6-1-1111-27-10	.COVER,DUPLEX ALUMINUM, KILLARK #2FA.....	3
4	PAOZZ	81337	6-1-1111-27-5	.CONNECTOR,PLUG,ELECTRIC 3 WIRE.....	3
5	PBOZZ	81337	6-1-1111-27-2	.BOX CONNECTOR,ELECTRIC .750 MAX DIA THOMAS & BETTS NO 2535	3
6	PAOZZ	81337	6-1-1111-27-6	.BOX,2 GANG ALUMINUM KILLARK #2FD-2.....	3
7	PAOZZ	81348	WC596/12-4	.CONNECTOR,RECEPTACLE P&S #5262.....	6
8	MOOOF	81337	6-1-1111-27	.CABLE ASSY MAKE FROM 6-1-1111-27-3,6-1-1111-27-4,6-1-1111-27-11,6-1-1111-27-12,6-1-1111-27-22	1
9	PAOZZ	81337	6-1-1111-27-3	.BOX,3 GANG ALUMINUM,KILLARK #3FD-Q.....	1
10	PAOZZ	81337	6-1-1111-27-4	.RECEPTACLE,TWIST LOCK F & S #7310.....	3
11	PAOZZ	81337	6-1-1111-27-11	.COVER,PLUG ALUMINUM KILLARK #1FR.....	1
12	XDOZZ	81337	6-1-1111-27-12	.PLATE,INSTRUCTION AL TYPE H STYLE III ADH BACKED.....	1
13	PAOZZ	81337	6-1-1111-27-22	.CONNECTOR,RECEPTACLE .900 MAX DIA PYLE-NAT DB-1413.....	1
				END OF FIGURE	

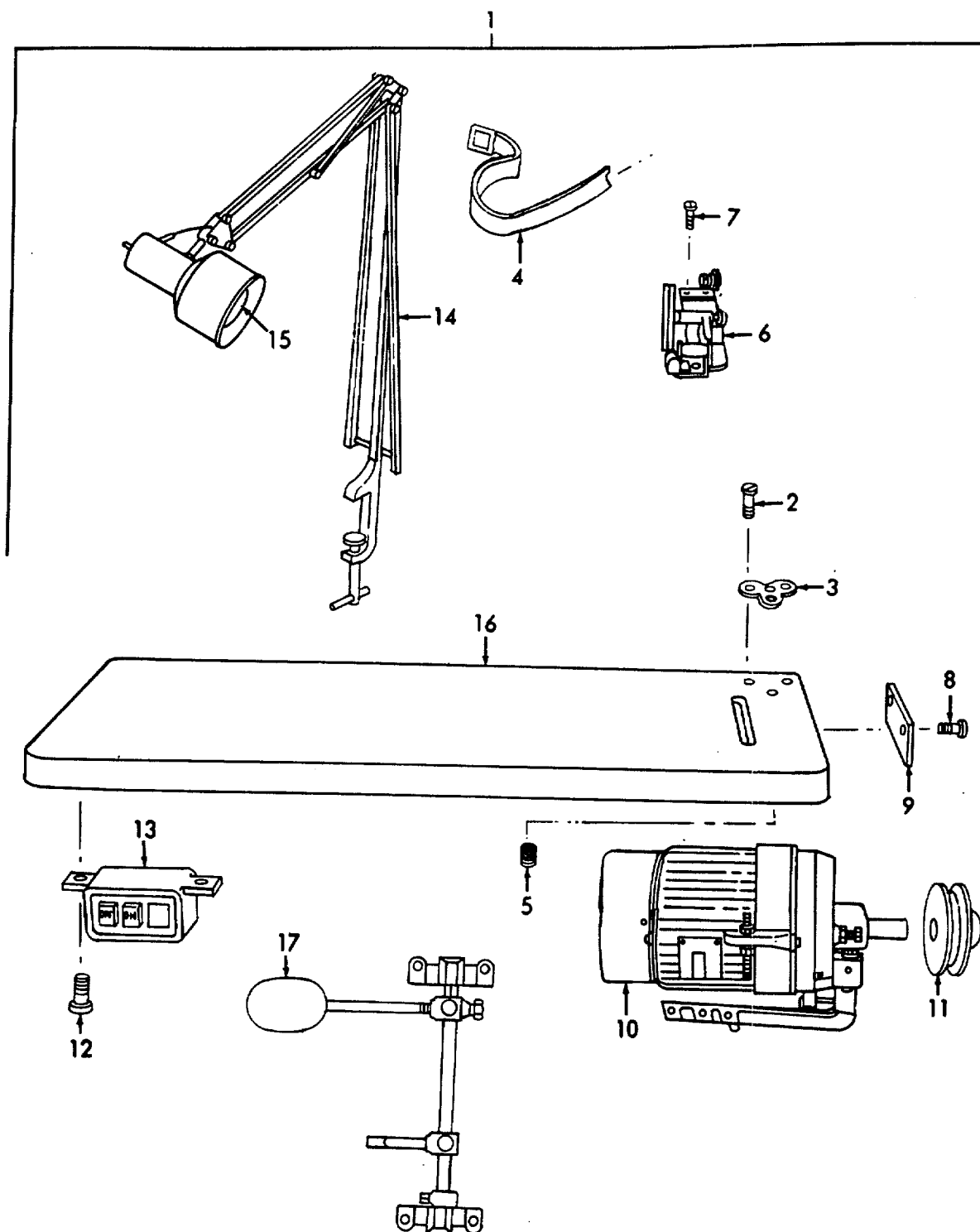


Figure 10. Table top, Darning Machine.

SECTION II

(1) ITEM NO	(2) SMR CODE	(3) FSCM	(4) PART NUMBER	(5) DESCRIPTION AND USABLE ON CODES (UOC)	(6) QTY
				GROUP 03 TABLE TOP ASSEMBLY, DARNING MACHINE	
				FIG. 10 TABLE TOP,DARNING MACHINE	
1	PDOZZ	81337	6-1-6386	TABLE TOP ASSY, DARNING	1
2	PAOZZ	96906	MS35494-85	.SCREW,WOOD SLOTTED,NO 10X1.00L	3
3	XDOZZ	81337	6-1-6386-9	.BASE,THREAD UNWINDER.....	1
4	PAOZZ	19204	11020947-14	.STRAP,BUCKLE AND TIP.....	1
5	XDOZZ	81337	6-1-6389-4	.INSERT,KNIFE THREAD 1 IN L, BRASS.....	4
6	PBOZZ	81337	6-1-6386-8	.BOBBIN WINDER.....	1
7	PAOZZ	96906	MS35493-77	.SCREW,WOOD NO 12 X .88 L.....	2
8	PAOZZ	96906	MS35493-226	.SCREW,WOOD SLOTTED NO 6 X .75L.....	2
9	XDOZZ	81337	6-1-6399-2	.PLATE,ID.....	1
10	PAFZZ	77948	2231602-01	.MOTOR,ALTERNATING C 1/3 HP,115V 60HZ MODEL CAP-DSM.....	1
11	PAOZZ	81337	6-1-6386-4	.PULLEY,GROOVE.....	1
12	PAFZZ	96906	MS35495-124	.SCREW,WOOD NO 14X.75L.....	1
13	PBFZZ	81337	6-1-6389-8	.BOX,SWITCH	1
14	PBFZZ	81337	81337	.LAMP ASSEMBLY	1
15	PAOZZ	08807	17R20	.LAMP,INCANDESCENT.....	1
16	PBOZZ	81337	6-1-6387-1	.TABLE TOP,DARNING	1
17	XDOZZ	81337	6-1-6394-7	.KNEE,LEVER ASSY.....	1
				END OF FIGURE	

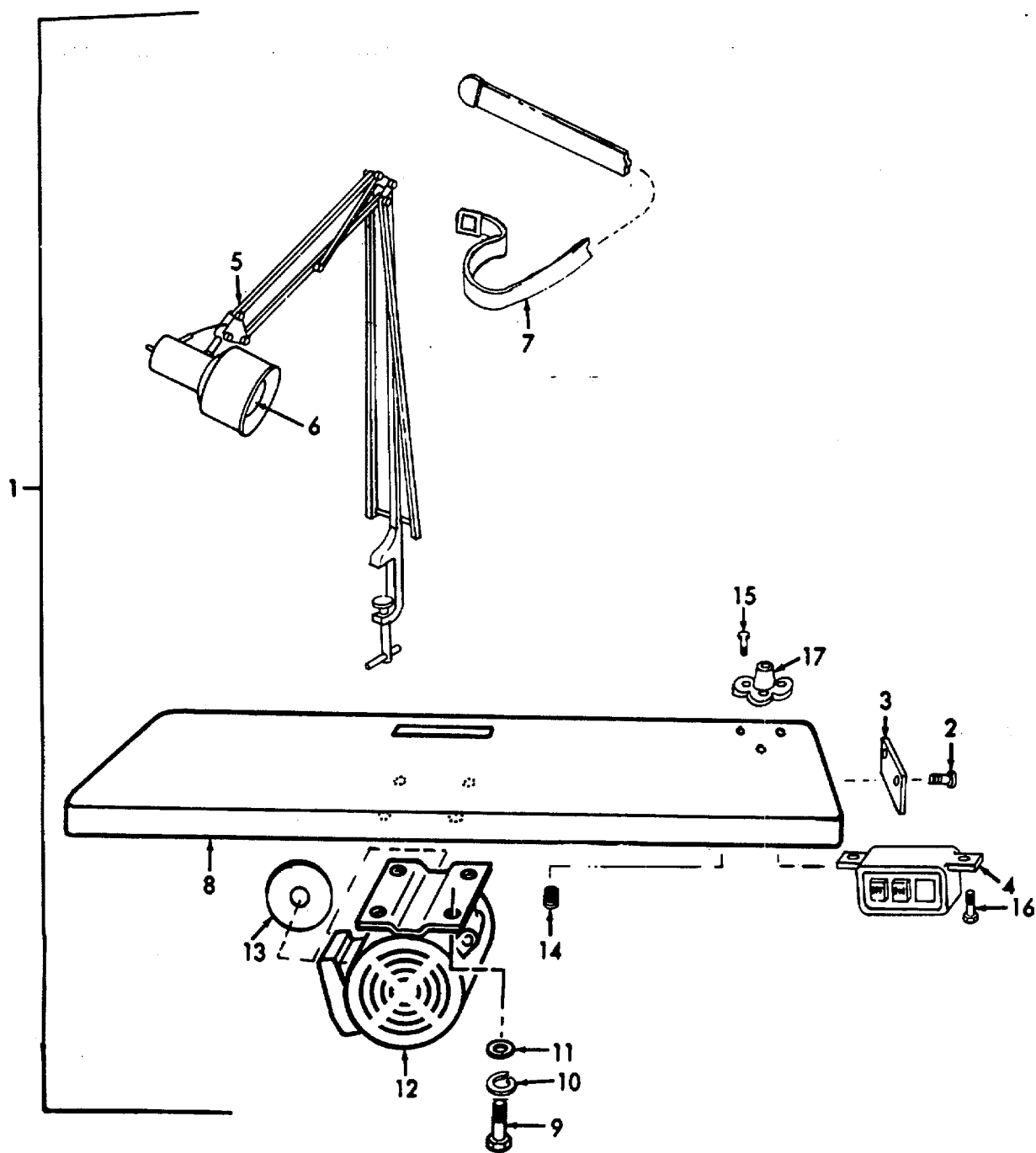


Figure 11. Table Top, Button Sewing Machine.

SECTION II

(1) ITEM NO	(2) SMR CODE	(3) FSCM	(4) PART NUMBER	(5) DESCRIPTION AND USABLE ON CODES (UOC)	(6) QTY
				GROUP 04 TABLE TOP ASSEMBLY,BUTTON SEWING MACHINE	
				FIG. 11 TABLE TOP, BUTTON SEWING MACHINE	
1	PDOZZ	81337	6-1-6389	TABLE TOP ASSY	1
2	PAOZZ	96906	MS35493-226	.SCREW,WOOD.....	2
3	XDOZZ	81337	6-1-6399-3	.PLATE,ID.....	1
4	PBFZZ	81337	6-1-6389-8	.BOX,SWITCH	1
5	PBFZZ	81337	6-1-6389-23	.LAMP ASSEMBLY	1
6	PAOZZ	08807	17R20	.LAMP,INCANDESCENT	1
7	PAOZZ	19204	11020947-14	.STRAP,BUCKLE AND TIP.....	1
8	PBOZZ	81337	6-1-6389-1	.TABLE TOP	1
9	PAOZZ	96906	MS90725-34	.BOLT,MACHINE 312-18 UNC-2A X 1.00 L.....	4
10	PAOZZ	96906	MS35338-46	.WASHER,LOCK.....	4
11	PAOZZ	96906	MS27183-13	.WASHER,FLAT.....	4
12	PAOZZ	77948	4031602-04	.MOTOR,ALTERNATING C 1/3 HP,115 VOLT 60 HZ.....	1
13	XDOZZ	77948	6-1-6389-10	.PULLEY	1
14	XDOZZ	77948	6-1-6389-4	.INSERT.....	8
15	PAOZZ	96906	MS35494-100	.SCREW,WOOD.....	3
16	PAFZZ	96906	MS35495-124	.SCREW,WOOD NO 14X.75 L.....	2
17	XDOZZ	81337	6-1-6389-9	.BASE,THREAD UNWINDER.....	1
				END OF FIGURE	

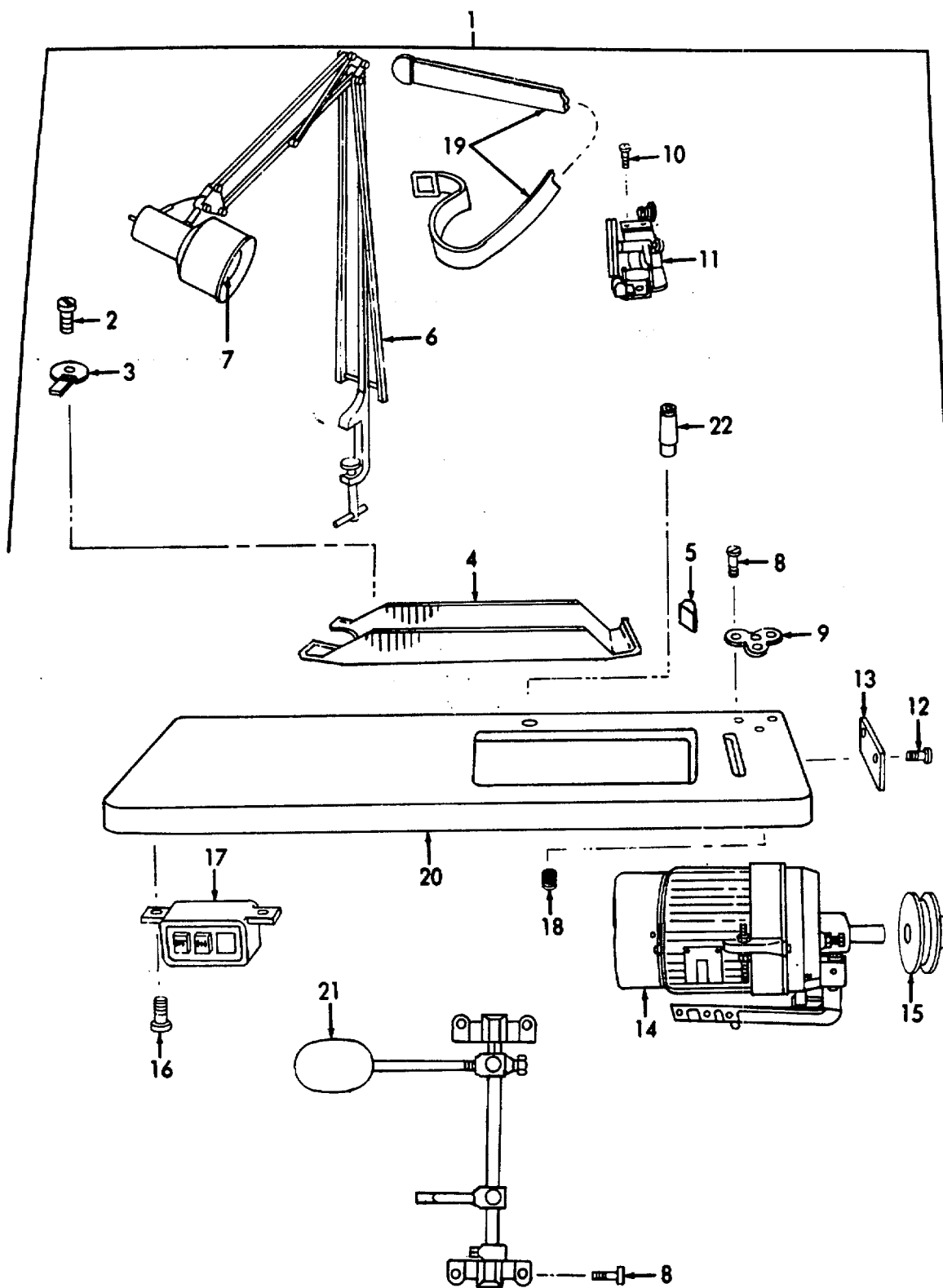


Figure 12. Table Top, Clothing Machine.

SECTION II

(1) ITEM NO	(2) SMR CODE	(3) FSCM	(4) PART NUMBER	(5) DESCRIPTION AND USABLE ON CODES (UOC)	(6) QTY
				GROUP 05 TABLE TOP ASSEMBLY, CLOTHING SEWING MACHINE	
				FIG. 12 TABLE TOP, CLOTHING MACHINE	
1	PDOZZ	81337	6-1-6383	TABLE TOP ASSY, CLOTHING SEWING MACHINE	1
2	PAOZZ	96906	MS35494-100	.SCREW,WOOD NO 12 X 1.00 L.....	2
3	XDOZZ	81337	6-1-6383-6	.PLATE MACHINE HINGE.....	2
4	XDOZZ	81337	6-1-6383-7	.PAN,DRIP,OIL	1
5	XBOZZ	81337	6-1-6383-9	.PAD,RUBBER,MACHINE MT	4
6	PAOZZ	81337	6-1-6389-23	.LAMP ASSEMBLY	1
7	PAOZZ	08807	17R20	.LAMP,INCANDESCENT	1
8	PAOZZ	96906	MS35494-85	.SCREW,WOOD.....	3
9	XDOZZ	81337	6-1-6383-11	.BASE THREAD UNWINDER.....	1
10	PAOZZ	96906	MS34494-95	.SCREW,WOOD NO 12 X.88 L.....	2
11	PDOZZ	77948	225453-30	.BOBBIN WINDER.....	1
12	PAOZZ	96906	MS35493-226	.SCREW,WOOD NO 6 X .75 L.....	2
13	XDOZZ	81337	6-1-6383-20	.PLATE ID.....	1
14	PAFZZ	77948	2231602-01	.MOTOR,ALTERNATING C 1/3 HP 115V 60HZ MODEL CAP -DSM.....	1
15	PAOZZ	81337	6-1-6386-4	.PULLEY,GROOVE.....	1
16	PAOZZ	96906	MS35495-124	.SCREW,WOOD NO 14 X .75 L.....	2
17	PBFZZ	81337	6-1-6389-8	.BOX,SWITCH	1
18	XDOZZ	81337	6-1-6389-4	.INSERT KNIFE THREAD	4
19	PAOZZ	19204	11020947-14	.STRAP,BUCKLE AND TIP.....	1
20	PBOZZ	81337	6-1-6383-1	.TOP TABLE	1
21	XDOZZ	81337	6-1-6394-7	.KNEE LEVER ASSY.....	1
22	XDOZZ	81337	6-1-6383-8	.PIN,MACHINE REST.....	1
				END OF FIGURE	

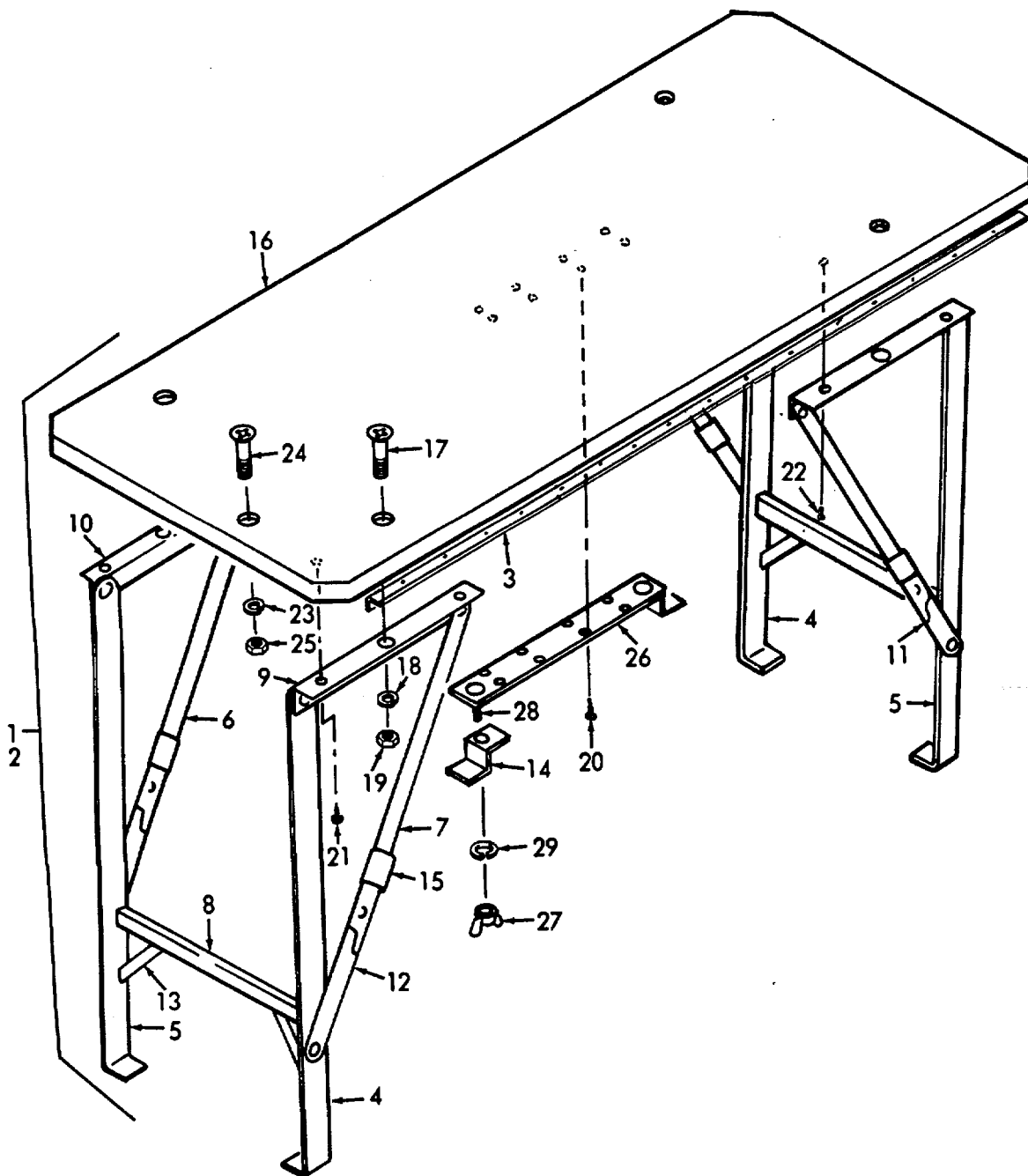


Figure 13. Folding Table Assembly.

SECTION II

(1) ITEM NO	(2) SMR CODE	(3) FSCM	(4) PART NUMBER	(5) DESCRIPTION AND USABLE ON CODES (UOC)	(6) QTY
				GROUP 06 TABLE ASSEMBLY FOLDING	
				FIG. 13 FOLDING TABLE ASSEMBLY	
1	PAOOO	81337	6-1-1117	TABLE,FOLDING.....	1
2	PAOZO	81337	6-1-1117-23	..LEG,FOLDING.....	1
3	XAOZZ	81337	6-1-1117-23-1	..STIFFNER, TOP.....	2
4	XAOZZ	81337	6-1-1117-23-2	..LEG,RIGHT HAND.....	2
5	XAOZZ	81337	6-1-1117-23-3	..LEG,LEFT HAND.....	2
6	XAOZZ	81337	6-1-1117-23-4	..STAY,LEG, LONG R.H.....	2
7	XAOZZ	81337	6-1-1117-23-5	..STAY, LONG, L.H.....	2
8	XAOZZ	81337	6-1-1117-23-6	..SPREADER,LEG.....	2
9	XAOZZ	81337	6-1-1117-23-7	..ANCHOR,LEG,L.H.....	2
10	XAOZZ	81337	6-1-1117-23-29	..ANCHOR,LEG,R.H.....	2
11	XAOZZ	81337	6-1-1117-23-8	..STAY,LEG,SHORT,L.H.....	2
12	XAOZZ	81377	6-1-1117-23-9	..STAY,LEG,SHORT,R.H.....	2
13	XAOZZ	81337	6-1-1117-23-10	..BRACE,KNEE,LEG.....	4
14	XAOZZ	81337	6-1-1117-23-11	..LATCH,LEG.....	2
15	XAOZZ	81337	6-1-1117-23-12	..SLIDE,STAY.....	4
16	MOOZZ	81337	6-1-1117-23-13	..TOP,PLYWOOD, MAKE FROM 4FTX8FT 3/4 IN EXTERIOR GRADE PLYWOOD.....	1
17	PAOZZ	96906	MS35190-293	..SCREW,MACHINE FL CSK HD,SL,1/4- 20 UNC-2AX1 1/2.....	4
18	PAOZZ	96906	MS35338-44	..WASHER,LOCK.....	4
19	PAOZZ	96906	MS51967-2	..NUT,PLAIN,HEXAGON 1/4X20UNC-2B.....	4
20	PAOZZ	96906	MS35495-79	..SCREW,WOOD RD HD NO 8X3/4 LG.....	26
21	PAOZZ	96906	MS20613-8C8	..RIVET,SOLID 1/4X11/2 LG.....	4
22	XDOZZ	81337	6-1-1117-23-21	..RIVET,SOLID CSK HD 1/4DIA X1/2IN LG.....	12
23	PAOZZ	96906	MS27183-10	..WASHER,FLAT.....	6
24	PAOZZ	96906	MS35206-269	..SCREW,MACHINE HD NO 10-24UNC.....	6
25	PAOZZ	96906	MS35649-202	..NUT,PLAIN,HEXAGON NO 10-24NC-2B.....	6
26	XAOZZ	81337	6-1-1117-23-25	..LATCH,BASE.....	1
27	PAOZZ	96906	MS35425-41	..NUT,PLAIN,WING 5/16-18 UNC-2B.....	2
28	PAOZZ	96906	MS35190-306	..SCREW,MACHINE 5/16-18UNC-3AX1IN LG.....	2
29	PAOZZ	96906	MS27183-13	..WASHER,FLAT.....	2
				END OF FIGURE	

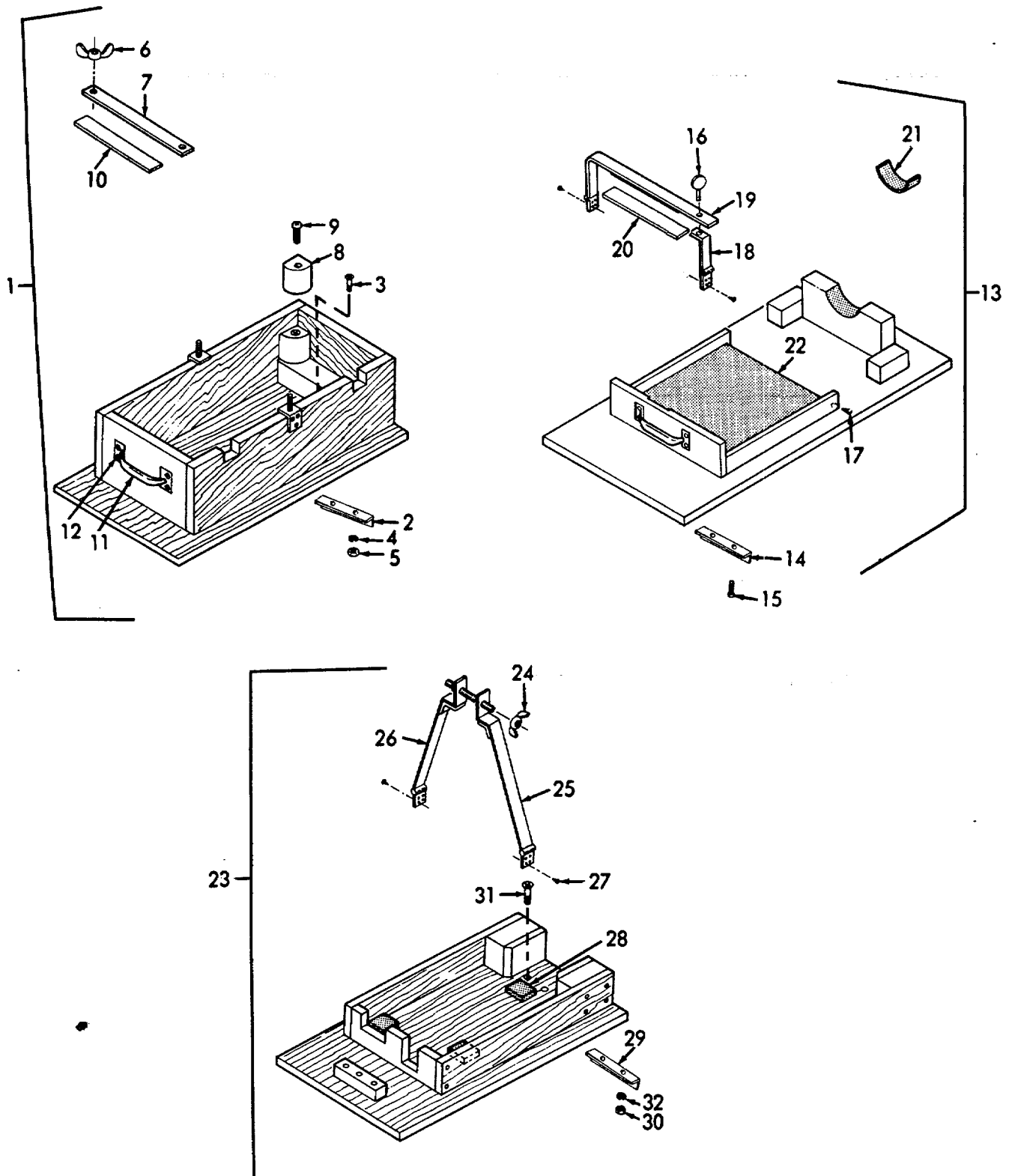


Figure 14. Tray Assembly, Clothing, Darning and Button.

SECTION II

(1) ITEM NO	(2) SMR CODE	(3) FSCM	(4) PART NUMBER	(5) DESCRIPTION AND USABLE ON CODES (UOC)	(6) QTY
GROUP 07 TRAY ASSEMBLIES MACHINE HEAD					
FIG. 14 TRAY ASSEMBLY,CLOTHING, DARNING AND BUTTON					
1	XDOFF	81337	6-1-1695-28	TRAY ASSY,CLOTHING SEWING MACHINE	1
2	XDOZZ	81337	61-1695-28-23	.STOP.....	1
3	XDOZZ	96906	MS35190-292	.SCREW,MACHINE	2
4	XDOZZ	96906	MS35335-33	.WASHER,LOCK.....	2
5	XDOZZ	96906	MS35690-401	.NUT,PLAIN HEX	2
6	XDOZZ	81337	6-1-1695-28-28	.WING NUT	2
7	XDOZZ	81337	6-1-1695-28-29	.STRAP,HOLD DOWN.....	1
8	XDOZZ	81337	6-1-1695-28-9	.BUMPER,RECESS.....	4
9	XDOZZ	96906	MS35495-94	.SCREW,WOOD.....	4
10	XDOZZ	81337	6-1-1695-28-6	.ABSORBER,SHOCK,FELT.....	1
11	XDOZZ	81337	6-1-1695-28-11	.HANDLE	1
12	XDOZZ	96906	MS35495-69	.SCREW,WOOD.....	2
13	XDOFF	81337	61-1695-30	TRAY ASSY,DARNING SEWING MACHINE	1
14	XDOZZ	81337	6-1-1695-30-25	.STOP.....	1
15	XDOZZ	96906	MS35495-115	.SCREW,WOOD.....	2
16	XDOZZ	81337	61-1695-30-14	.SCREW,THUMB	1
17	XDOZZ	96906	MS35494-84	.SCREW,WOOD	8
18	XDOZZ	81337	6-1-1695-30-8	.STRAP ASSY,R.H. THIS BAR IS WELDED TO 6-1-1695-30-11 TO FORM ASSY	1
19	XDOZZ	81337	6-1-1695-30-9	.STRAP ASSY,L.H. THIS BAR IS WELDED TO 6-1-1695-30-11 TO FORM ASSY	1
20	XDOZZ	81337	6-1-1695-30-7	.ABSORBER,SHOCK,FELT.....	1
21	XDOZZ	81337	6-1-1695-30-6	.ABSORBER,SHOCK,FELT.....	1
22	XDOZZ	81337	6-1-1695-30-5	.SHOCK ABSORBER.....	1
23	XDOZF	81337	6-1-1110-29	TRAY ASSY,BUTTON SEWING MACHINE	1
24	XDOZZ	81337	6-1-1110-29-11	.SCREW,THUMB SHLDR.....	1
25	XDOZZ	81337	6-1-1110-29-10	.STRAP,R.H.....	1
26	XDOZZ	81337	6-1-1110-29-9	.STRAP,L.H.	1
27	XDOZZ	96906	MS35494-34	.SCREW,WOOD.....	6
28	XDOZZ	81337	6-1-1110-29-8	.SHOCK ABSORBER,FELT.....	3
29	XDOZZ	81337	6-1-1110-29-23	.STOP.....	1
30	XDOZZ	96906	MS35690-401	.NUT,PLAIN HEX	2
31	XDOZZ	96906	MS35190-292	.SCREW,MACHINE	2
32	XDOZZ	96906	MS35335-33	.WASHER,LOCK.....	2
END OF FIGURE					

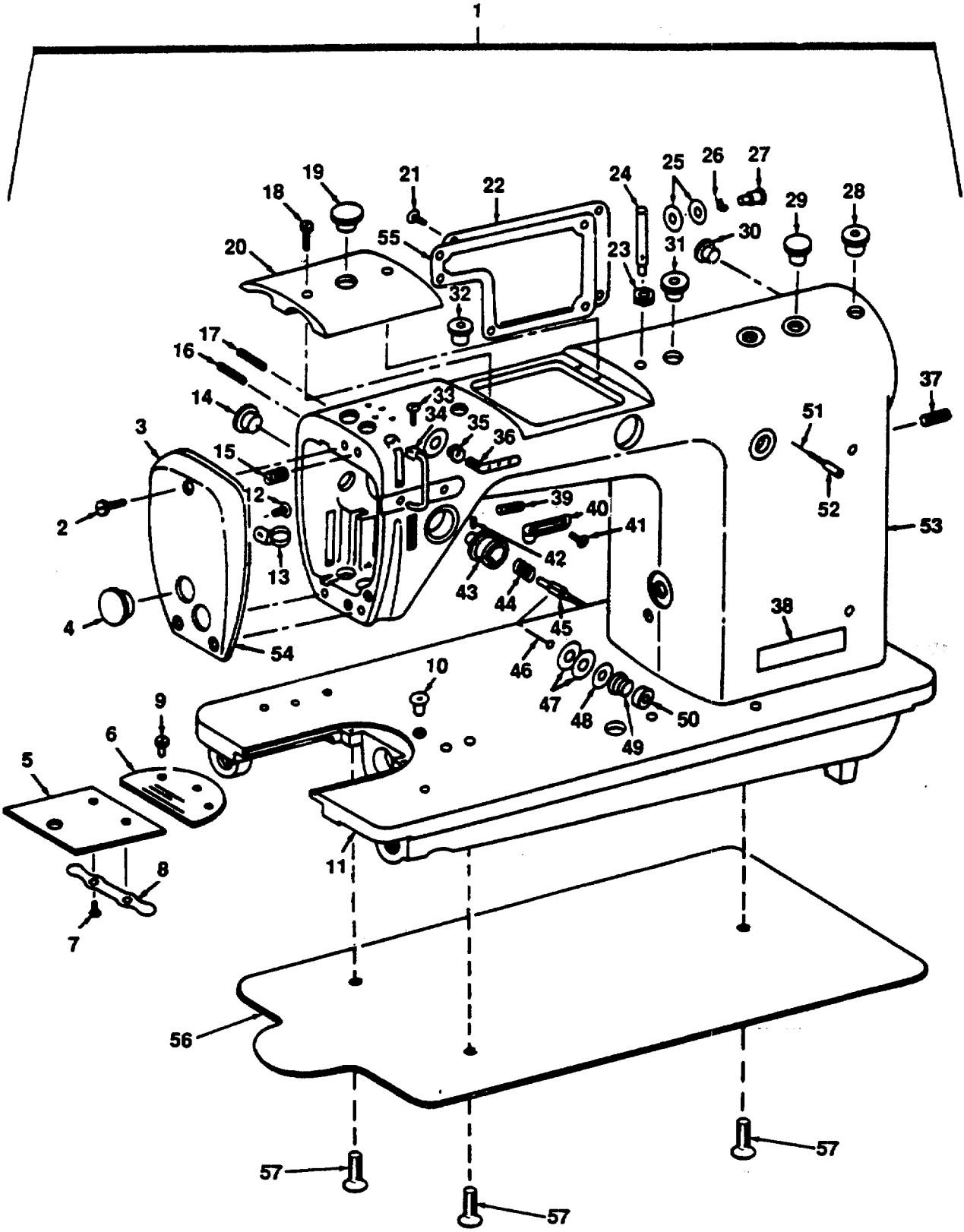


Figure 15. Clothing Machine External Parts.

SECTION II

(1) ITEM NO	(2) SMR CODE	(3) FSCM	(4) PART NUMBER	(5) DESCRIPTION AND USABLE ON CODES (UOC)	(6) QTY
				GROUP 08 LOCKSTITCH SEWING MACHINE HEAD FIG. 15 CLOTHING MACHINE EXTERNAL PARTS	
1	PFFFF	11598	MODEL C765	SEWING,MACHINE,INDUSTRIAL SINGLE NEEDLE, LOCK STITCH INDUSTRIAL.....	6
2	XDFZZ	11598	C765-2	.SETSCREW.....	3
3	XDFZZ	11598	C765-1	.PLATE,FACE.....	1
4	XDFZZ	11598	C765-3	.PLUG,RUBBER.....	2
5	XDFZZ	11598	C765-4	.PLATE,SLIDE.....	1
6	PAFZZ	11598	C765-5	.PLATE,NEEDLE.....	1
7	XBFZZ	11598	C765-6	.SETSCREW,SIDE PLATE.....	2
8	XDFZZ	11598	C765-7	.SPRING,SIDE PLATE.....	1
9	XDFZZ	11598	C765-8	.SCREW,NEEDLE PLATE.....	2
10	XDFZZ	11598	C765-9	.CAP,OIL.....	1
11	XDFZZ	11598	C765-10	.BED,MACHINE.....	1
12	XDFZZ	11598	C765-11	.SETSCREW.....	1
13	XBFZZ	11598	C765-12	.GUIDE,THREAD.....	1
14	XBFZZ	11598	C765-13	.PLUG,RUBBER.....	1
15	XBFZZ	11598	C765-14	.SETSCREW.....	1
16	XBFZZ	11598	C765-15	.SETSCREW.....	1
17	XBFZZ	11598	C765-14	.SETSCREW.....	1
18	XBFZZ	11598	C765-17	.SETSCREW.....	2
19	XBFZZ	11598	C765-18	.PLUG,RUBBER.....	1
20	XBFZZ	11598	C765-19	.TOP COVER.....	1
21	XBFZZ	11598	C765-20	.SCREW,SIDE PLATE.....	5
22	XBFZZ	11598	C765-21	.PLATE,SIDE.....	1
23	XBFZZ	11598	C765-22	.NUT,GUIDE PIN.....	1
24	XBFZZ	11598	C765-23	.PIN,GUIDE.....	1
25	XBFZZ	11598	C765-24	.DISC,TENSION.....	2
26	XBFZZ	11598	C765-25	.SPRING,TENSION DISC.....	1
27	XBFZZ	11598	C765-26	.SCREW,STUD.....	1
28	XBFZZ	11598	C765-27	.CAP.....	1
29	XBFZZ	11598	C765-28	.CAP,OIL.....	2
30	XBFZZ	11598	C765-29	.CAP,OIL.....	1
31	XBFZZ	11598	C765-30	.CAP,OIL.....	1
32	XBFZZ	11598	C765-31	.CAP,OIL.....	1
33	XBFZZ	11598	C765-32	.SETSCREW.....	1
34	XBFZZ	11598	C765-33	.COVER,TAKE UP LEVER.....	1
35	XBFZZ	11598	C765-34	.NUT,THREAD EYELET.....	1
36	XBFZZ	11598	C765-35	.EYELET,THREAD.....	1
37	XBFZZ	11598	C765-38	.SETSCREW.....	2
38	XBFZZ	11598	C765-39	.PLATE,ID.....	1
39	XBFZZ	11598	C765-40	.SCREW,CLAMP.....	1
40	PAFZZ	11598	C765-41	.FRAME,THREAD GUIDE.....	1
41	XBFZZ	11598	C76542	.SETSCREW,FRAME.....	1
42	XBFZZ	11598	C765-43	.SCREW,TENSION POST.....	2
43	XBFZZ	11598	C76544	.SOCKET THREAD TENSION.....	1
44	PAFZZ	11598	C76545	.SPRING,TAKE UP.....	1

SECTION II

(1) ITEM NO	(2) SMR CODE	(3) FSCM	(4) PART NUMBER	(5) DESCRIPTION AND USABLE ON CODES (UOC)	(6) QTY
45	XBFZZ	11598	C765-46	.POST,THREAD TENSION	1
46	XBFZZ	11598	C765-47	.PIN,THREAD RELEASE-	1
47	XBFZZ	11598	C765-48	.DISC, THREAD TENSION.....	2
48	XBFZZ	11598	C765-49	.PRESSER,TENSION.....	1
49	XBFZZ	11598	C765-50	.SPRING	1
50	XBFZZ	11598	C765-51	.NUT,TENSION.....	1
51	XBFZZ	11598	C765-52	.SPRING	1
52	XBFZZ	11598	C765-53	.PIN,FEED REGULATOR	1
53	XBFZZ	11598	C765-54	.ARM.....	1
54	XBFZZ	11598	C765-55	.GASKET,FACE PLATE	1
55	XBFZZ	11598	C765-56	.GASKET,SIDE PLATE	1
56	PBFZZ	81337	6-1-9494	.PLATE, PROTECTIVE	1
57	PBOZZ	96906	MS35207-259	.SCREW (#10-32 UNF)	3

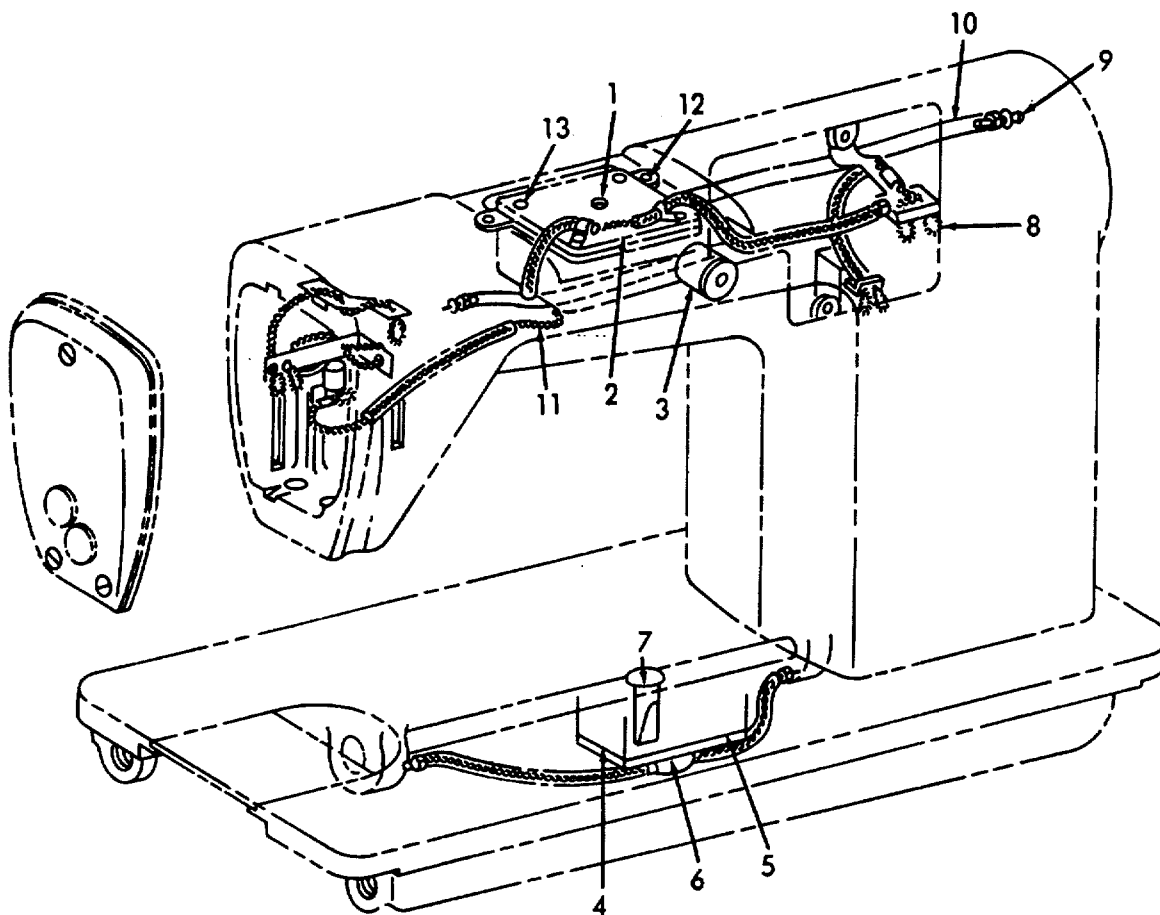


Figure 16. Lubrication System.

SECTION II

(1) ITEM NO	(2) SMR CODE	(3) FSCM	(4) PART NUMBER	(5) DESCRIPTION AND USABLE ON CODES (UOC)	(6) QTY
				GROUP 08 LOCKSTITCH SEWING MACHINE HEAD	
				FIG. 16 LUBRICATION SYSTEM	
1	XBFZZ	11598	C765-252	.COVER,OIL CAN	1
2	XBFZZ	11598	C765-253	.GASKET	1
3	XBFZZ	11598	C765-254	.GAGE,OIL LEVEL.....	1
4	XBFZZ	11598	C765-262	.COVER.....	1
5	XBFZZ	11598	C765-263	.GASKET	1
6	XBFZZ	11598	C765-264	.CONNECTOR	1
7	XBFZZ	11598	C765-265	.GAGE,OIL LEVEL.....	1
8	XBFZZ	11598	C765-266	.WICK,OIL	3
9	XBFZZ	11598	C765-267	.NIPPLE	8
10	XBFZZ	11598	C765-268	.TUBE,OIL	5
11	XBFZZ	11598	C765-270	.WICK.....	2
12	XBFZZ	11598	C765-271	.SETSCREW,COVER	2
13	XBFZZ	11598	C765-273	.SETSCREW.....	8
				END OF FIGURE	

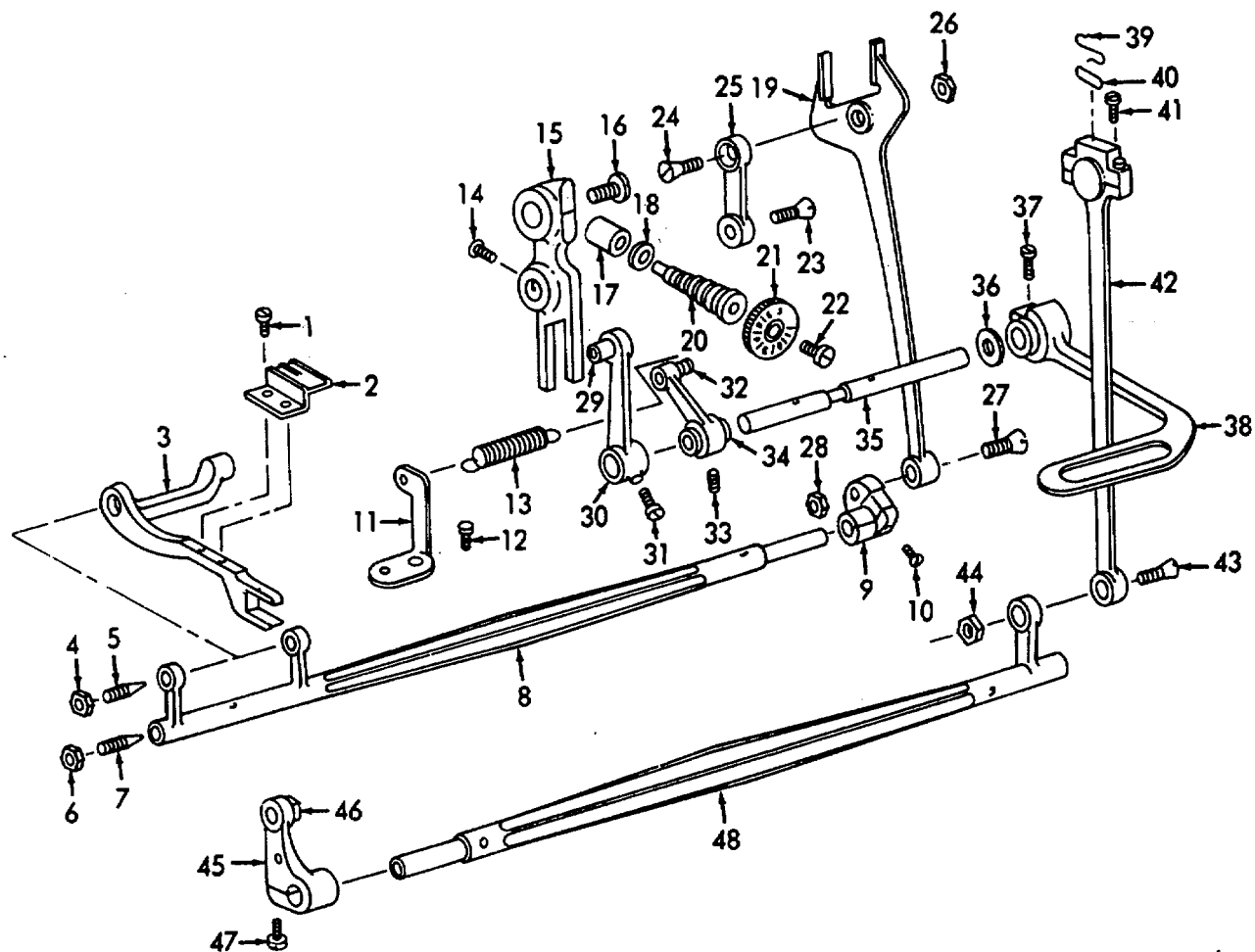


Figure 17. Tension and Feed Mechanism.

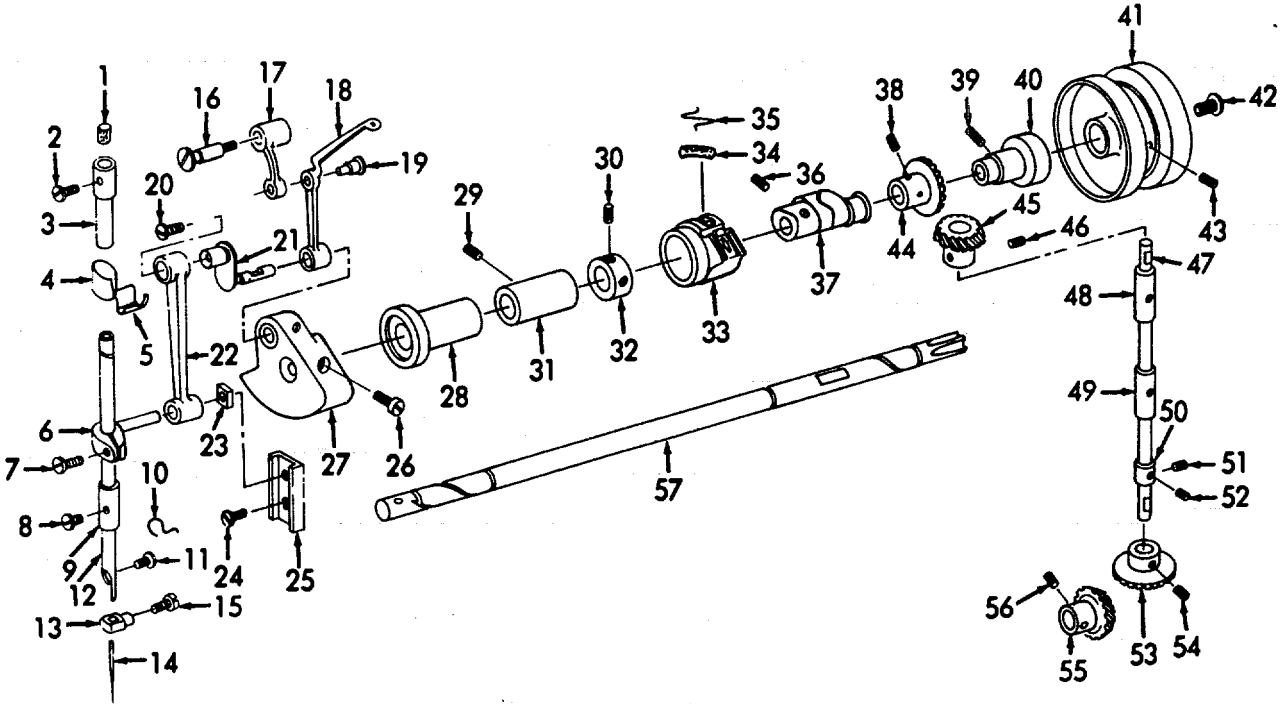


Figure 18. Pulley, Shaft, and Needle Bar.

SECTION II

(1) ITEM NO	(2) SMR CODE	(3) FSCM	(4) PART NUMBER	(5) DESCRIPTION AND USABLE ON CODES (UOC)	(6) QTY
				GROUP 08 LOCKSTITCH SEWING MACHINE HEAD	
				FIG. 17 TENSION AND FEED MECHANISM	
1	XBFZZ	11598	C765-170	.SETSCREW,FEED DOG	2
2	XBFZZ	11598	C765-171	.DOG,FEED	1
3	XBFZZ	11598	C765-172	.BAR,FEED	1
4	XBFZZ	11598	C765-173	.NUT	2
5	XBFZZ	11598	C765-174	.SCREW	2
6	XBFZZ	11598	C765-175	.NUT	4
7	XBFZZ	11598	C765-176	.SCREW	4
8	XBFZZ	11598	C765-177	.SHAFT,FEED ROCK	1
9	XBFZZ	11598	C765-178	.CRANK	1
10	XBFZZ	11598	C765-179	.SCREW	1
11	XBFZZ	11598	C765-180	.BRACKET,TENSION SPRING.....	1
12	XBFZZ	11598	C765-181	.SETSCREW.....	1
13	XBFZZ	11598	C765-182	.SPRING,TENSION.....	1
14	XBFZZ	11598	C765-183	.SETSCREW.....	1
15	XBFZZ	11598	C765-184	.REGULATOR,FEED.....	1
16	XBFZZ	11598	C765-185	.SCREW,FEED REGULATE.....	1
17	XBFZZ	11598	C765-186	.BUSHING	1
18	XBFZZ	11598	C765-187	.RING,RUBBER	1
19	XBFZZ	11598	C765-188	.FORK,CONNECTING	1
20	XBFZZ	11598	C765-189	.SCREW,REGULATOR.....	1
21	XBFZZ	11598	C765-190	.DIAL,FEED REGULATOR	1
22	XBFZZ	11598	C765-191	.SCREW,DIAL.....	1
23	XBFZZ	11598	C765-192	.PIN,HINGE	1
24	XBFZZ	11598	C765-193	.SCREW,TAPER HINGE	1
25	XBFZZ	11598	C765-194	.LINK,FEEDER.....	1
26	XBFZZ	11598	C765-195	.NUT	1
27	XBFZZ	11598	C765-196	.SCREW,TAPER.....	1
28	XBFZZ	11598	C765-197	.NUT	1
29	PAFZZ	11598	C765-198	.ROLLER	1
30	XBFZZ	11598	C765-199	.CRANK,REVERSE FEED.....	1
31	XBFZZ	11598	C765-200	.SCREW	1
32	XBFZZ	11598	C765-201	.STUD,HINGE	1
33	XBFZZ	11598	C765-202	.SCREW	1
34	XBFZZ	11598	C765-203	.CRANK,CONTROL LEVER	1
35	XBFZZ	11598	C765-204	.SHAFT	1
36	XBFZZ	11598	C765-205	.WASHER.....	1
37	XBFZZ	11598	C765-206	.SETSCREW.....	1
38	XBFZZ	11598	C765-207	.LEVER.....	1
39	XBFZZ	11598	C765-208	.RETAINER.....	1
40	XBFZZ	11598	C765-209	.FELT,OIL	1
41	XBFZZ	11598	C765-210	.SETSCREW.....	2
42	XBFZZ	11598	C765-212	.ROD,CONNECTING	1
43	XBFZZ	11598	C765-213	.SCREW,TAPER.....	1
44	XBFZZ	11598	C765-214	.NUT	1
45	XBFZZ	11598	C765-215	.CRANK	1
46	XBFZZ	11598	C765-216	.BLOCK,SLIDE.....	1
47	XBFZZ	11598	C765-217	.SCREW,CLAMP	1
48	XBFZZ	11598	C765-218	.SHAFT	1
				END OF FIGURE	

SECTION II

(1) ITEM NO	(2) SMR CODE	(3) FSCM	(4) PART NUMBER	(5) DESCRIPTION AND USABLE ON CODES (UOC)	(6) QTY
				GROUP 08 LOCKSTITCH SEWING MACHINE HEAD	
				FIG. 18 PULLEY, SHAFT AND NEEDLE BAR	
1	XBFZZ	11598	C765-60	.FELT,OIL	1
2	XBFZZ	11598	C765-61	.SETSCREW.....	1
3	XBFZZ	11598	C765-62	.BUSHING,UPPER BAR.....	1
4	XBFZZ	11598	C765-63	.RETAINER,OIL WICK	1
5	XBFZZ	11598	C765-64	.WICK,OIL	1
6	XBFZZ	11598	C765-65	.STUD,CONNECTING.....	1
7	XBFZZ	11598	C765-66	.SCREW,CLAMP	1
8	XBFZZ	11598	C765-67	.SETSCREW.....	1
9	XBFZZ	11598	C765-68	.BUSHING,LOWER.....	1
10	PAFZZ	11598	C765-69	.GUIDE,THREAD	1
11	XBFZZ	11598	C765-70	.SETSCREW.....	1
12	PAFZZ	11598	C765-71	.BAR,NEEDLE	1
13	XBFZZ	11598	C765-72	.CLAMP,NEEDLE.....	1
14	PAOZZ	11598	C765-73	.NEEDLE,SEWING MACHINE.....	1
15	PAOZZ	11598	C765-74	.SCREW,NEEDLE CLAMP.....	1
16	XDFZZ	11598	C765-75	.STUD,THREAD TAKE UP	1
17	XDFZZ	11598	C765-76	.LINK,THREAD TAKEUP	1
18	XDFZZ	11598	C765-77	.LEVER,THREAD TAKEUP	1
19	XDFZZ	11598	C765-78	.PIN,HINGE	1
20	XDFZZ	11598	C765-79	.SCREW,CAP	1
21	XDFZZ	11598	C765-80	.CRANK,NEEDLE BAR.....	1
22	XDFZZ	11598	C765-81	.ROD,NEEDLE BAR.....	1
23	XDFZZ	11598	C765-82	.BLOCK,BAR GUIDE.....	1
24	XBFZZ	11598	C765-83	.SETSCREW.....	1
25	XDFZZ	11598	C765-84	.GUIDE,NEEDLE.....	1
26	XDFZZ	11598	C765-85	.SETSCREW.....	1
27	XBFZZ	11598	C765-86	.COUNTERWEIGHT	1
28	XBFZZ	11598	C765-87	.BUSHING UPPER SHAFT.....	1
29	XBFZZ	11598	C765-89	.SETSCREW.....	1
30	XBFZZ	11598	C765-90	.SETSCREW.....	2
31	XBFZZ	11598	C765-91	.BUSHING	1
32	XBFZZ	11598	C765-92	.COLLAR,THRUST.....	1
33	XBFZZ	11598	C765-93	.SLEEVE,FEED ECCENTRIC.....	1
34	XBFZZ	11598	C765-94	.FELT,OIL	1
35	XBFZZ	11598	C765-95	.RETAINER,OIL FELT.....	1
36	XBFZZ	11598	C765-96	.SETSCREW.....	2
37	XBFZZ	11598	C765-97	.ECCENTRIC FEED	1
38	XBFZZ	11598	C765-98	.SETSCREW.....	2
39	XBFZZ	11598	C765-99	.SETSCREW.....	2
40	XBFZZ	11598	C765-100	.BUSHING,REAR UPPER	1
41	XBFZZ	11598	C765-101	.PULLEY	1
42	XBFZZ	11598	C765-102	.SCREW,CAP	1
43	XBFZZ	11598	C765-103	.SETSCREW.....	2
44	XBFZZ	11598	C765-104	.GEAR,UPPER SHAFT	1
45	XBFZZ	11598	C765-105	.GEAR,VERT SHAFT UPPER	1
46	XBFZZ	11598	C765-106	.SETSCREW.....	2

SECTION II

(1) ITEM NO	(2) SMR CODE	(3) FSCM	(4) PART NUMBER	(5) DESCRIPTION AND USABLE ON CODES (UOC)	(6) QTY
47	XBFZZ	11598	C765-107	.SHAFT,VERT	1
48	XBFZZ	11598	C765-109	.BUSHING,VERT SHAFT	1
49	XBFZZ	11598	C765-110	.BUSHING,VERT SHAFT	1
50	XBFZZ	11598	C765-111	.COLLAR,THRUST.....	1
51	XBFZZ	11598	C765-112	.SETSCREW.....	1
52	XBFZZ	11598	C765-113	.SETSCREW.....	1
53	XBFZZ	11598	C765-114	.GEAR,LOWER VERT SHAFT	1
54	XBFZZ	11598	C765-115	.SETSCREW.....	2
55	XBFZZ	11598	C765-116	.GEAR	1
56	XBFZZ	11598	C765-117	.SETSCREW.....	2
57	XBFZZ	11598	C765-119	.SHAFT,UPPER	1
END OF FIGURE					

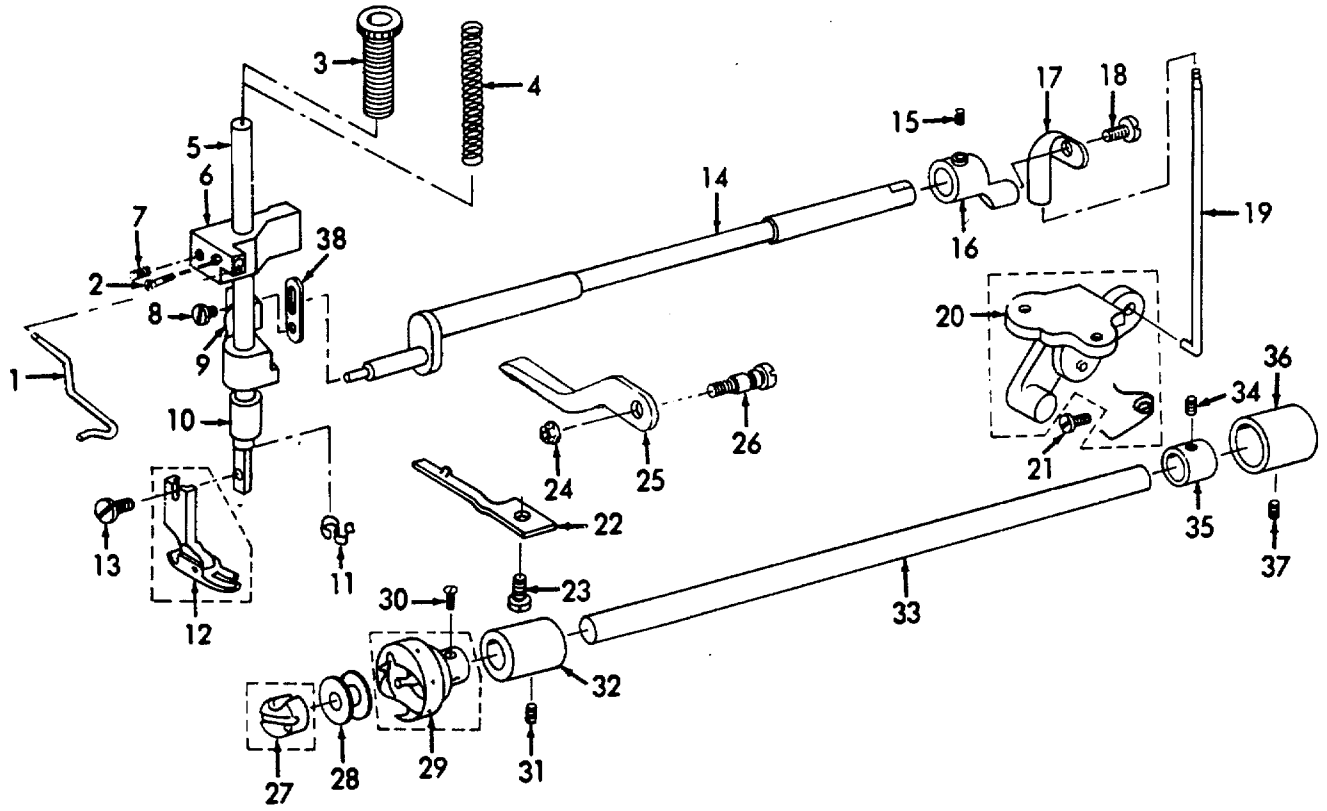


Figure 19. Presser Foot and Bobbin Mechanism.

SECTION II

(1) ITEM NO	(2) SMR CODE	(3) FSCM	(4) PART NUMBER	(5) DESCRIPTION AND USABLE ON CODES (UOC)	(6) QTY
				GROUP 08 LOCKSTITCH SEWING MACHINE HEAD	
				FIG. 19 PRESSER FOOT AND BOBBIN MECHANISM	
1	XBFZZ	11598	C765-130	.REGULATOR,THREAD.....	1
2	PAOZZ	11598	C765-131	.SCREW	1
3	PAFZZ	11598	C765-132	.REGULATOR,SPRING.....	1
4	XBFZZ	11598	C765-133	.SPRING	1
5	PAFZZ	11598	C765-134	.BAR,PRESSER.....	1
6	XBFZZ	11598	C765-135	.BRACKET,PRESSER GUIDE.....	1
7	XBFZZ	11598	C765-136	.SCREW	1
8	XBFZZ	11598	C765-137	.SCREW	1
9	XBFZZ	11598	C765-138	.BRACKET,LIFTING.....	1
10	XBFZZ	11598	C765-139	.BUSHING,PRESS BAR.....	1
11	XBFZZ	11598	C765-140	.CUTTER,THREAD	1
12	PAFZZ	11598	C765-141	.FOOT,PRESSER	1
13	PAFZZ	11598	C765-142	.SETSCREW.....	1
14	XBFZZ	11598	C765-143	.ROD,CONNECT,LIFT	1
15	XBFZZ	11598	C765-144	.SCREW	1
16	XBFZZ	11598	C765-145	.JOINT,LIFTING LEVER.....	1
17	XBFZZ	11598	C765-146	.SWIVEL	1
18	XBFZZ	11598	C765-147	.SCREW,SWIVEL.....	1
19	XBFZZ	11598	C765-148	.ROD,CONNECTING	1
20	XBFZZ	11598	C765-149	.CRANK,KNEE LIFT.....	1
21	XBFZZ	11598	C765-150	.SETSCREW.....	2
22	XBFZZ	11598	C765-151	.BRACKET,BOBBIN CASE.....	1
23	XBFZZ	11598	C765-152	.SCREW	1
24	XBFZZ	11598	C765-153	.NUT	1
25	XBFZZ	11598	C765-154	.LIFTER,PRESSER BAR.....	1
26	XBFZZ	11598	C765-155	.PIN,PRESS BAR LIFT.....	1
27	PAOZZ	11598	C765-156	.CASE,BOBBIN.....	1
28	PAOZZ	11598	C765-157	.BOBBIN	1
29	XBFZZ	11598	C765-158	.HOOK ASSY,ROTARY.....	1
30	PAOZZ	11598	C765-159	.SETSCREW.....	2
31	PAFZZ	11598	C765-160	.SETSCREW.....	1
32	XBFZZ	11598	C765-161	.BUSHING,LOWER.....	1
33	XBFZZ	11598	C765-162	.SHAFT,LOWER	1
34	XBFZZ	11598	C765-164	.SETSCREW.....	2
35	XBFZZ	11598	C765-163	.COLLAR,THRUST.....	1
36	XBFZZ	11598	C765-165	.BUSHING,LWR SHAFT RR.....	1
37	XBFZZ	11598	C765-166	.SETSCREW.....	1
38	XBFZZ	11598	C765-167	.CONNECTOR,PRESS BAR	1
				END OF FIGURE	

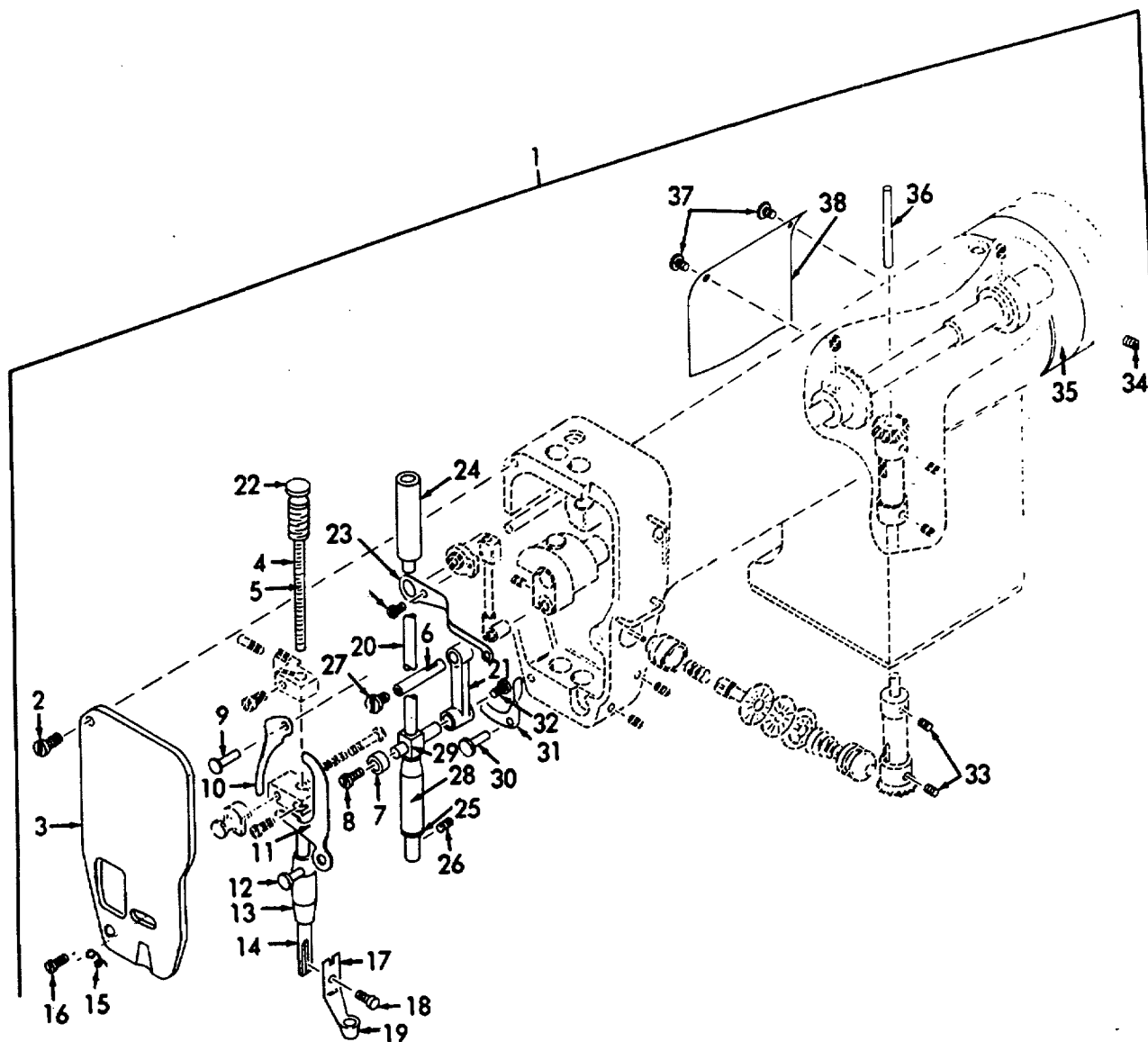


Figure 20. Darning Machine Top Arm.

SECTION II

(1) ITEM NO	(2) SMR CODE	(3) FSCM	(4) PART NUMBER	(5) DESCRIPTION AND USABLE ON CODES (UOC)	(6) QTY
				GROUP 09 DARNING SEWING MACHINE HEAD	
				FIG. 20 DARNING MACHINE TOP ARM	
1	XDFFF	11598	678HD	MACHINE,DARNING.....	1
2	XBFZZ	11598	543-1023	.SCREW	2
3	XBFZZ	11598	2DL1-4	.PLATE,FACE	1
4	XBFZZ	11598	2DL7-31	.SPRING	1
5	XBFZZ	11598	2DL4-25	.ROD,SPRING	1
6	XBFZZ	11598	2DL6-56	.STUD,CRANK	1
7	XBFZZ	11598	2DL2-33	.ROLL,PRESSER LIFTER	1
8	XBFZZ	11598	543-1018	.SCREW	1
9	XBFZZ	11598	2DL6-49	.STUD,HAND LIFT	1
10	XBFZZ	11598	2DL4-104	.LIFT,HAND	1
11	XBFZZ	11598	2DL4-101	.LIFTER,PRESSER	1
12	XBFZZ	11598	2DL6-36	.STUD,PRESSER LIFTER.....	1
13	XBFZZ	11598	2DL5-28	.BUSHING,PRESSER BAR	1
14	PAFZZ	11598	2DL3-23	.BAR,PRESSER.....	1
15	XBFZZ	11598	2DL5-111	.GUIDE,FACE PLATE	1
16	XBFZZ	11598	2CT6-1035	.SCREW,CLAMP	1
17	PAFZZ	11598	2DL7-24	.FOOT,PRESSER	1
18	XBFZZ	11598	2DL6-121	.SCREW	1
19	PAFZZ	11598	2DL7-25	.FOOT,PRESSER	1
20	XBFZZ	11598	2DL2-176	.BAR,NEEDLE	1
21	XBFZZ	11598	2DL4-9	.LINK,NEEDLE BAR.....	1
22	XBFZZ	11598	2DL6-26	.SCREW,SPRING	1
23	XBFZZ	11598	2DL4-113	.LEVER,TAKEUP	1
24	XBFZZ	11598	2DL5-171	.BUSHING,NEEDLE BAR.....	1
25	PAFZZ	11598	2DL5-30	.GUIDE,THREAD,NEEDLE.....	1
26	XBFZZ	11598	2BS6-169	.SCREW	1
27	XBFZZ	11598	2DL6-57	.SCREW	1
28	XBFZZ	11598	2DL5-29	.BUSHING	1
29	XBFZZ	11598	2DL6-34	.STUD,NEEDLE BAR	1
30	XBFZZ	11598	2DL6-49	.STUD.....	1
31	XBFZZ	11598	2DL4-103	.LEVER,TENSION.....	1
32	XBFZZ	11598	2DL6-35	.SCREW	1
33	XBFZZ	11598	2DL6-92	.SETSCREW.....	2
34	XBFZZ	11598	543-1006	.SETSCREW.....	1
35	XBFZZ	11598	2DL3-16	.FLYWHEEL	1
36	XBFZZ	11598	2DL6-58	.PIN,SPOOL	1
37	XBFZZ	11598	543-1002	.SCREW	2
38	XBFZZ	11598	2DL1-5	.COVER,SIDE	1
				END OF FIGURE	

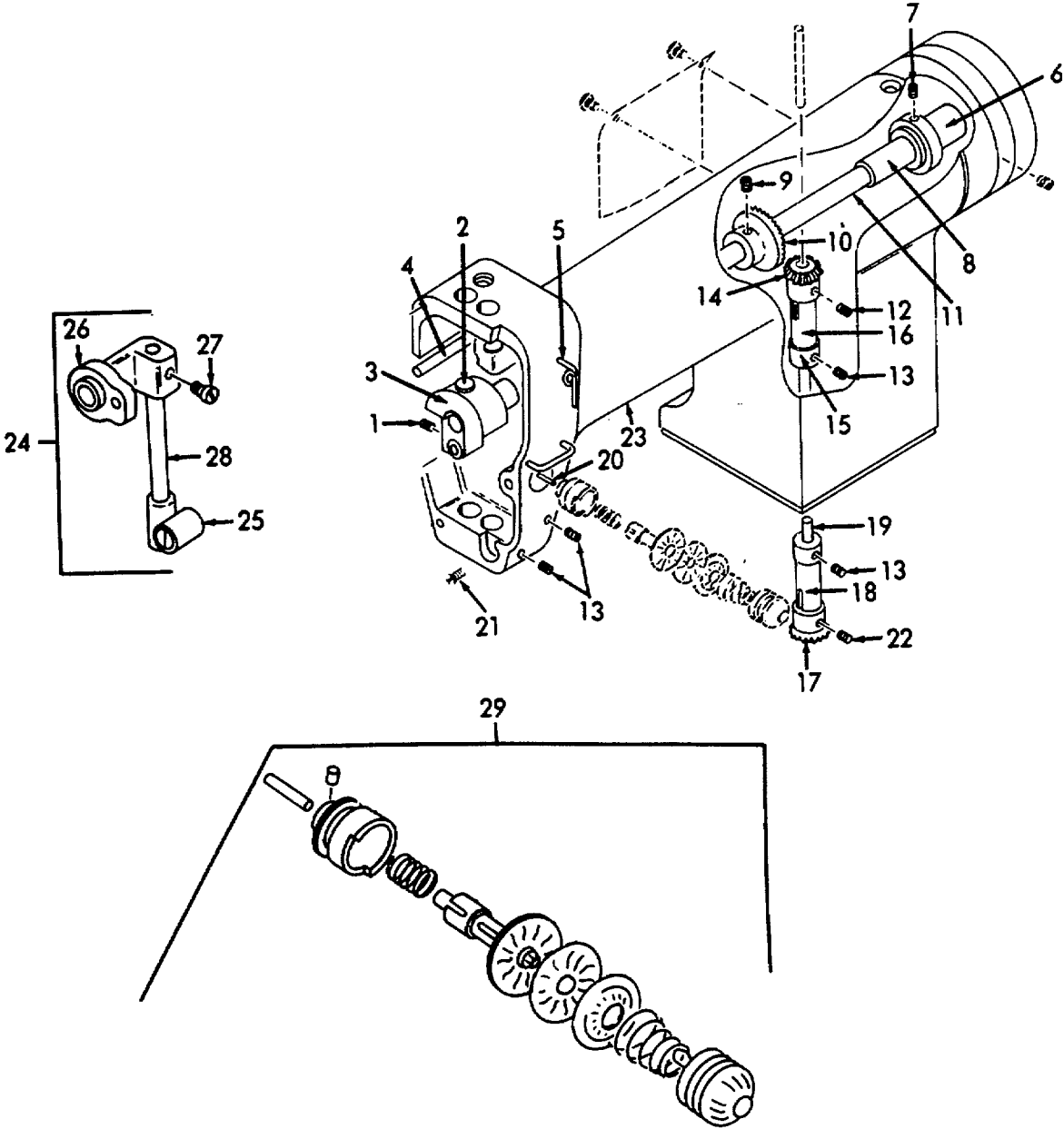


Figure 21. Darning Machine Head Top Arm Shaft and Housing.

SECTION II

(1) ITEM NO	(2) SMR CODE	(3) FSCM	(4) PART NUMBER	(5) DESCRIPTION AND USABLE ON CODES (UOC)	(6) QTY
				GROUP 09 DARNING SEWING MACHINE HEAD	
				FIG. 21 DARNING MACHINE HEAD TOP ARM SHAFT AND HOUSING	
1	XBFZZ	11598	543-1016	.SCREW	1
2	XBFZZ	11598	2DL6-186	.SCREW	1
3	XBFZZ	11598	2DL3-7	.CRANK	1
4	XBFZZ	11598	2DL6-55	.STUD,FULCRUM	1
5	PAFZZ	11598	2DL5-72	.GUIDE,THREAD	1
6	XBFZZ	11598	2DL5-11	.BEARING,HAND WHEEL.....	1
7	XBFZZ	11598	543-1006	.SETSCREW.....	1
8	XBFZZ	11598	2DL5-192	.BUSHING,SHAFT	2
9	XBFZZ	11598	543-1013	.SETSCREW.....	1
10	XBFZZ	11598	2DL3-52	.GEAR,SHAFT TOP	1
11	XBFZZ	11598	2DL3-5	.SHAFT, TOP	1
12	XBFZZ	11598	2DL6-93	.SETSCREW.....	1
13	XBFZZ	11598	2DL6-92	.SCREW	3
14	XBFZZ	11598	2DL3-51	.GEAR,SHAFT VERT	1
15	XBFZZ	11598	2DL5-172	.COLLAR,HOOK SHAFT	2
16	XBFZZ	11598	2DL5-61	.BUSHING	1
17	XBFZZ	11598	2DL3-53	.GEAR,SHAFT	1
18	XBFZZ	11598	2DL5-62	.BUSHING,SHAFT	1
19	XBFZZ	11598	2DL3-15	.SHAFT	1
20	XBFZZ	11598	2DL6-20	.PIN,RELEASE.....	1
21	XBFZZ	11598	2DL6-94	.SCREW	1
22	XBFZZ	11598	2DL6-92	.SCREW	2
23	XBFZZ	11598	2DL1-1	.HOUSING,UPPER	1
24	XBFZZ	11598	2DL8-6	.TAKE UP ASSY	1
25	XBFZZ	11598	2DL5-8	..YOKE,TAKE UP	1
26	XBFZZ	11598	2DL4-10	..FULCRUM,TAKE UP.....	1
27	XBFZZ	11598	543-1007	..SETSCREW.....	1
28	XBFZZ	11598	2DL4-32	..ROD,TAKE UP	1
29	PAFZZ	11598	2DL8-3	.TENSION ASSY.....	1
				END OF FIGURE	

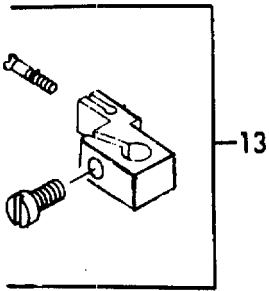
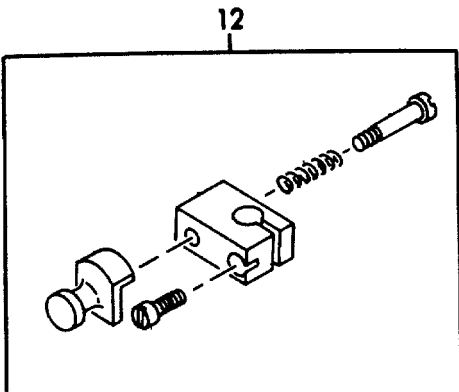
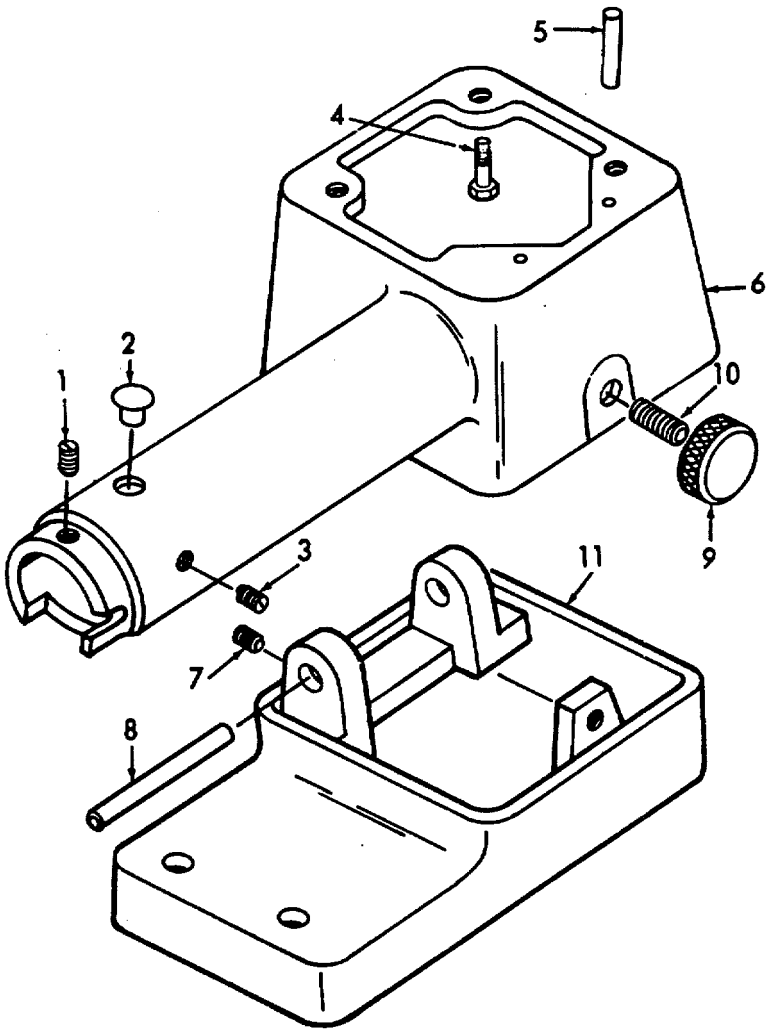


Figure 22. Darning Machine Middle and Bottom Base.

SECTION II

(1) ITEM NO	(2) SMR CODE	(3) FSCM	(4) PART NUMBER	(5) DESCRIPTION AND USABLE ON CODES (UOC)	(6) QTY
				GROUP 09 DARNING SEWING MACHINE HEAD	
				FIG. 22 DARNING MACHINE MIDDLE AND BOTTOM BASE	
1	XBFZZ	11598	2DL6-87	.SCREW	1
2	XBFZZ	11598	2DL7-1	.PLUG,OIL	1
3	XBFZZ	11598	2DL6-91	.SCREW	1
4	XBFZZ	11598	543-1234	.SCREW	3
5	XBFZZ	11598	2BS6-4008	.PIN,DOWEL.....	1
6	XBFZZ	11598	2DL1-2	.HOUSING,MIDDLE	1
7	XBFZZ	11598	543-1003	.SCREW	2
8	XBFZZ	11598	2DL6-62	.PIN,HINGE	1
9	XBFZZ	11598	2DL7-71	.KNOB,BASE	1
10	XBFZZ	11598	2DL6-71	.SCREW,BASE	1
11	XBFZZ	11598	2DL1-3	.BASE	1
12	XBFZZ	11598	2DL8-7	.BLOCK ASSY,PRESSER	1
13	XBFZZ	11598	2DL8-8	.GUIDE ASSY	1
				END OF FIGURE	

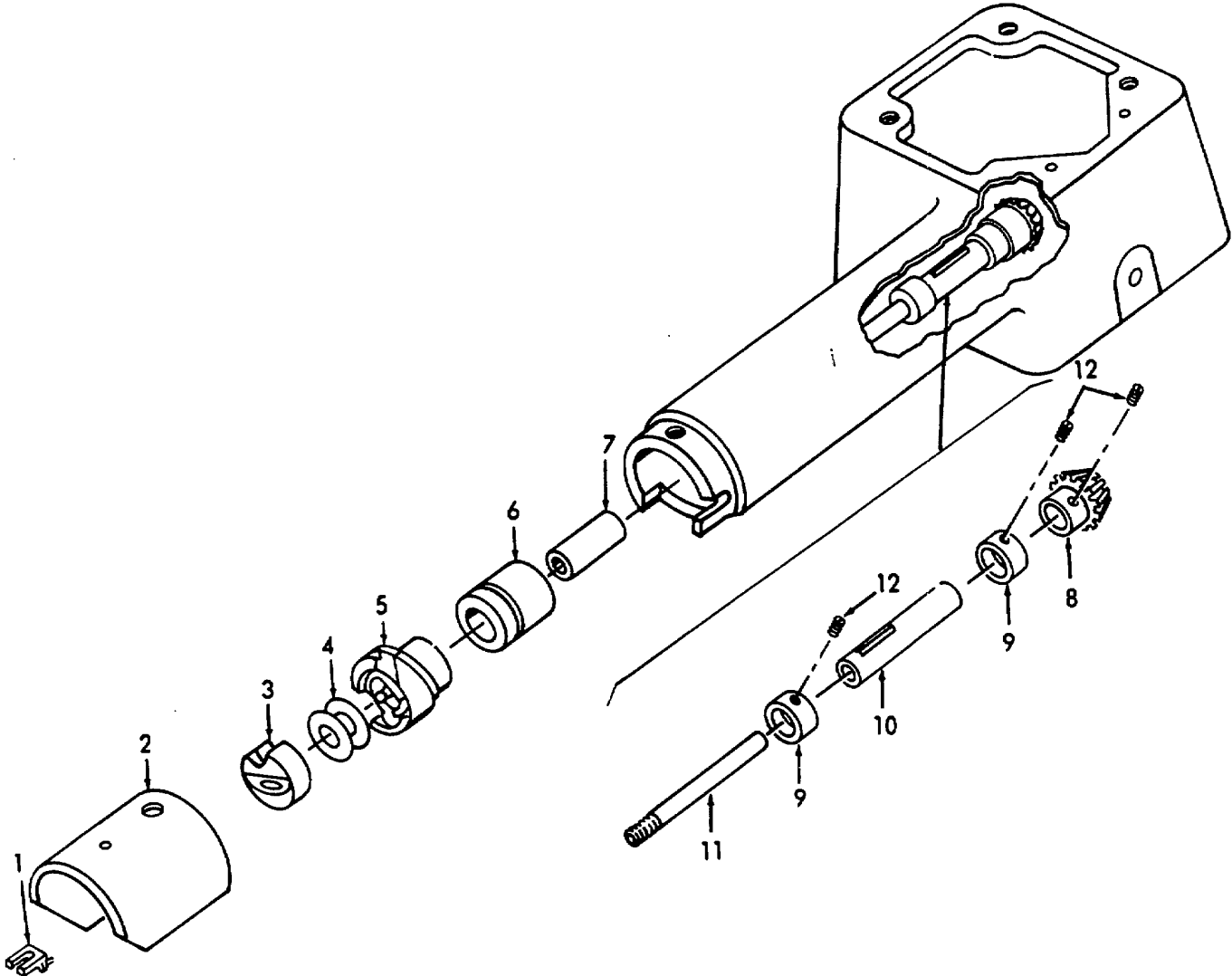


Figure 23. Darning Machine Hook Assembly.

SECTION II

(1) ITEM NO	(2) SMR CODE	(3) FSCM	(4) PART NUMBER	(5) DESCRIPTION AND USABLE ON CODES (UOC)	(6) QTY
				GROUP 09 DARNING SEWING MACHINE HEAD	
				FIG. 23 DARNING MACHINE HOOK ASSEMBLY	
1	XBFZZ	11598	2DL5-195	.FINGER,POSITION.....	1
2	XBFZZ	11598	2DL7-380	.SLEEVE.....	1
3	XBFZZ	11598	677-369	.CASE,BOBBIN.....	1
4	PAOZZ	11598	61056	.BOBBIN.....	1
5	XBFZZ	11598	677-780	.HOOK.....	1
6	XBFZZ	11598	2DL5-60	.YOKE,BUSHING.....	1
7	XBFZZ	11598	2DL5-700	.BUSHING.....	1
8	XBFZZ	11598	2DL3-540	.GEAR.....	1
9	XBFZZ	11598	2DL-1720	.COLLAR.....	2
10	XBFZZ	11598	2DL5-710	.BUSHING.....	1
11	XBFZZ	11598	2DL3-6000	.SHAFT,HEAD.....	1
12	XBFZZ	11598	2DL6-92	.SETSCREW.....	2
				END OF FIGURE	

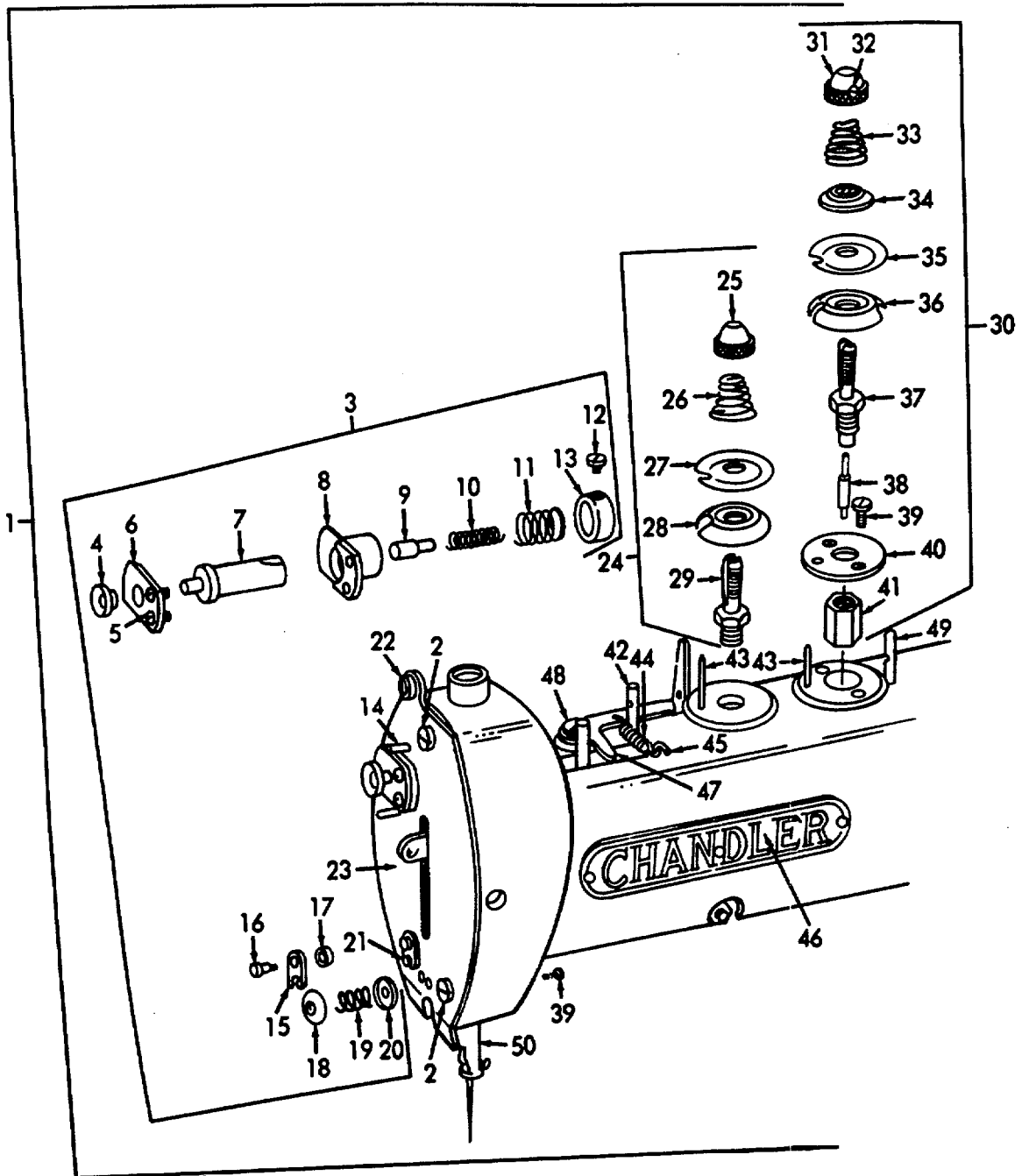


Figure 24.. Button Machine Head Assembly.

SECTION II

(1) ITEM NO	(2) SMR CODE	(3) FSCM	(4) PART NUMBER	(5) DESCRIPTION AND USABLE ON CODES (UOC)	(6) QTY
				GROUP 10 BUTTON SEWING MACHINE HEAD	
				FIG. 24 BUTTON MACHINE HEAD ASSEMBLY	
1	PAFFF	11598	600	HEAD ASSY,BUTTON	1
2	XBFZZ	11598	543-1023	..SCREW	2
3	XBFZZ	11598	2-543-08-003	..FACEPLATE ASSY	1
4	XAFZZ	11598	543-29	..BUTTON,HAND RELEASE.....	1
5	XAFZZ	11598	543-26	..SCREW	2
6	XAFZZ	11598	543-25	..PLATE,STOP	1
7	XAFZZ	11598	543-27	..STUD,THREAD CLAMP	1
8	XAFZZ	11598	543-28	..BUSHING,THREAD CLAMP.....	1
9	XAFZZ	11598	543-31	..PLUNGER.....	1
10	XAFZZ	11598	543-30H	..SPRING	1
11	XAFZZ	11598	543-32	..SPRING	1
12	XAFZZ	11598	543-34	..SCREW	1
13	XAFZZ	11598	543-33	..COLLAR	1
14	XAFZ	11598	543-40A	..PIN	2
15	XAFZZ	11598	543-37	..GUIDE	1
16	XAFZZ	11598	543-39	..STUD,THREAD GUIDE	1
17	XAFZZ	11598	543-38	..ROLLER	1
18	XAFZZ	11598	543-278	..HOLDER,TENSION DISC	1
19	XAFZ	11598	543-279	..SPRING,TENSION DISC	1
20	XAFZ	11598	543-277	..DISC,THREAD TENSION.....	1
21	XAFZ	11598	543-40	..PIN,GUIDE	1
22	XAFZZ	11598	543-24	..EYE,P,ATE	1
23	XAFZZ	11598	543-22	..PLATE,FACE	1
24	XBFZZ	11598	2-543-08-021	..TENSION ASSY,FRONT	1
25	XAFZZ	11598	2BS6-144	..NUT	1
26	XAFZZ	11598	2BS7-95	..SPRING	1
27	XAFZZ	11598	2BS7-96	..PLATE	1
28	XAFZZ	11598	2BS7-97	..PLATE	1
29	XAFZZ	11598	2BS6-95	..STUD.....	1
30	XBFZZ	11598	2-543-08-020	..TENSION ASSY,REAR	1
31	XAFZ	11598	2BS6-145	..NUT	1
32	XAFZZ	11598	543-1008	..SCREW	1
33	XAFZZ	11598	2BS7-94	..SPRING	1
34	XAFZZ	11598	2BS7-93	..WASHER.....	1
35	XAFZZ	11598	2BS7-96	..PLATE	1
36	XAFZZ	11598	2BS7-97	..PLATE	1
37	XAFZZ	11598	2BS6-93	..STUD.....	1
38	XAFZZ	11598	543-44	..PLUNGER.....	1
39	XBFZZ	11598	543-1002B	..SCREW	2
40	XAFZZ	11598	543-46	..WASHER,RETAINER.....	1
41	XAFZZ	11598	543-45	..CAP,PLUNGER.....	1
42	XBFZZ	11598	543-54	..PIN	1
43	XBFZZ	11598	2BS6-97	..PIN	1
44	XBFZZ	11598	543-57	..SPRING	1
45	XBFZZ	11598	543-58	..HOOK.....	1
46	XBFZZ	11598	2BS7-6000	..PLATE	1

SECTION II

(1) ITEM NO	(2) SMR CODE	(3) FSCM	(4) PART NUMBER	(5) DESCRIPTION AND USABLE ON CODES (UOC)	(6) QTY
47	XBFZZ	11598	543-55	.LEVER.....	1
48	XBFZZ	11598	543-56	.STUD,PIVOT	1
49	XBFZZ	11598	543-41	.PIN	1
50	XBFZZ	11598	543-60	.SHAFT.....	1
END OF FIGURE					

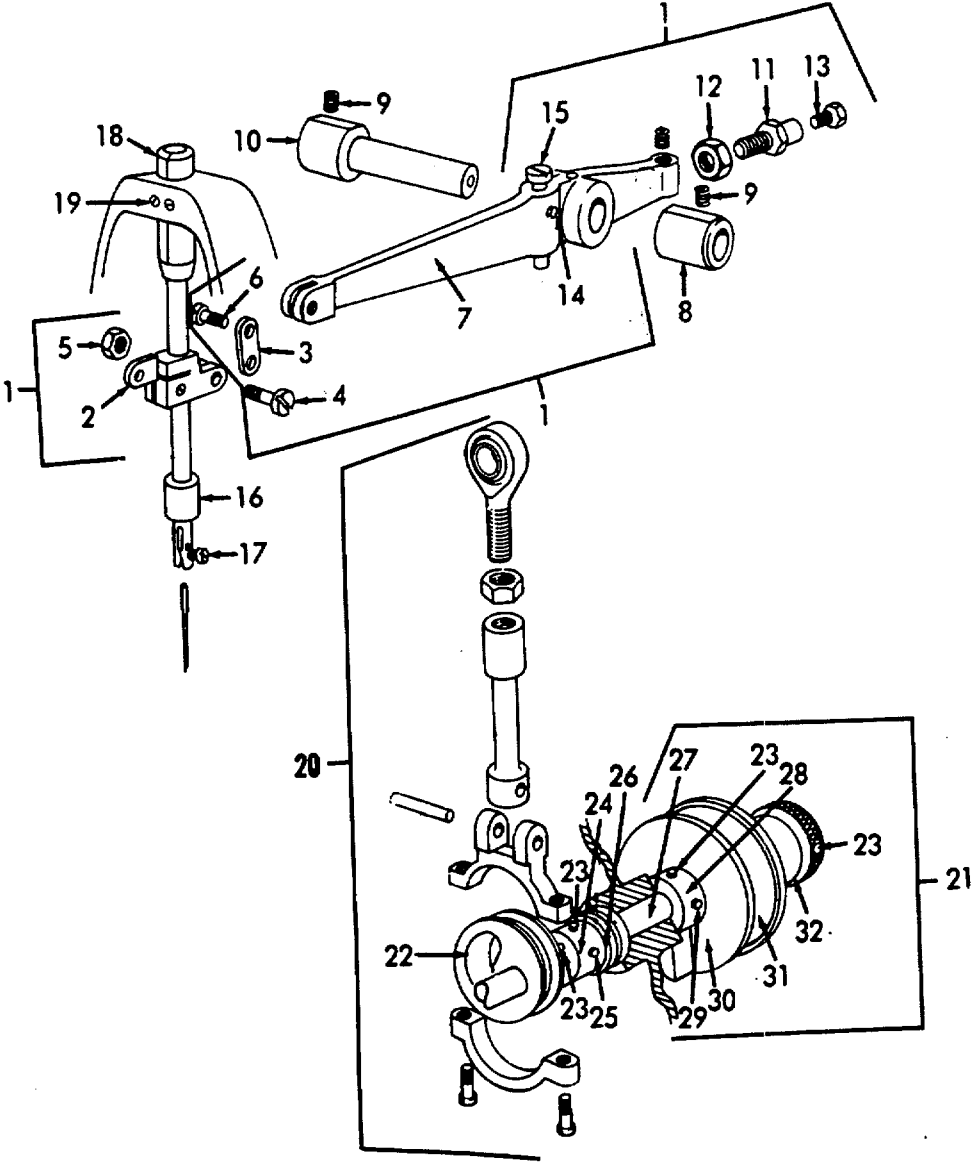


Figure 25. Needle Bar Drive Assembly.

SECTION II

(1) ITEM NO	(2) SMR CODE	(3) FSCM	(4) PART NUMBER	(5) DESCRIPTION AND USABLE ON CODES (UOC)	(6) QTY
GROUP 10 BUTTON SEWING MACHINE HEAD					
FIG. 25. NEEDLE BAR DRIVE ASSEMBLY					
1	XBFZZ	11598	2-543-08-001	..ROCKER ARM ASSY.....	1
2	XBFZZ	11598	543-64	..CLAMP	1
3	XBFZZ	11598	543-68	..LINK	1
4	XBFZZ	11598	543-66	..SCREW	1
5	XBFZZ	11598	543-2000	..NUT	1
6	XBFZZ	11598	2BS6-85	..SCREW	1
7	XBFZZ	11598	543-10	..ARM,ROCKER.....	1
8	XBFZZ	11598	543-76	..COLLAR,STUD.....	1
9	XBFZZ	11598	543-1006	..SETSCREW.....	2
10	XBFZZ	11598	543-69	..STUD.....	1
11	XBFZZ	11598	543-71	..STUD,PIVOT	1
12	XBFZZ	11598	543-72	..NUT,CHECK	1
13	XBFZZ	11598	543-227	..SCREW	1
14	XBFZZ	11598	543-1007	..SETSCREW.....	2
15	XBFZZ	11598	543-70	..PLUNGER,PUSH	1
16	XBFZZ	11598	543-138	..BUSHING,NEEDLE BAR.....	1
17	XBFZZ	11598	2DL6-90	..SETSCREW.....	2
18	XBFZZ	11598	543-17	..BUSHING	1
19	XBFZZ	11598	543-1010	..SCREW	1
20	XBFZZ	11598	2-543-08-002	..ROD ASSEMBLY	1
21	XBFZZ	11598	2-543-08-007	..SHAFT ASSY,MAIN	1
22	XBFZZ	11598	543-128	..JOURNAL	1
23	XBFZZ	11598	543-1006	..SETSCREW.....	2
24	XBFZZ	11598	543-130	..COLLAR	1
25	XBFZZ	11598	543-4001	..SETSCREW.....	1
26	XBFZZ	11598	543-21	..BEARING.....	1
27	XBFZZ	11598	543-124A	..SHAFT,MAIN	1
28	XBFZZ	11598	543-127A	..COLLAR	1
29	XBFZZ	11598	543-4000	..PIN	1
30	XBFZZ	11598	543-13A	..PULLEY HALF,SMALL.....	1
31	XBFZZ	11598	543-12A	..PULLEY HALF,LARGE.....	1
32	XBFZZ	11598	543-125A	..HANDWHEEL	1
END OF FIGURE					

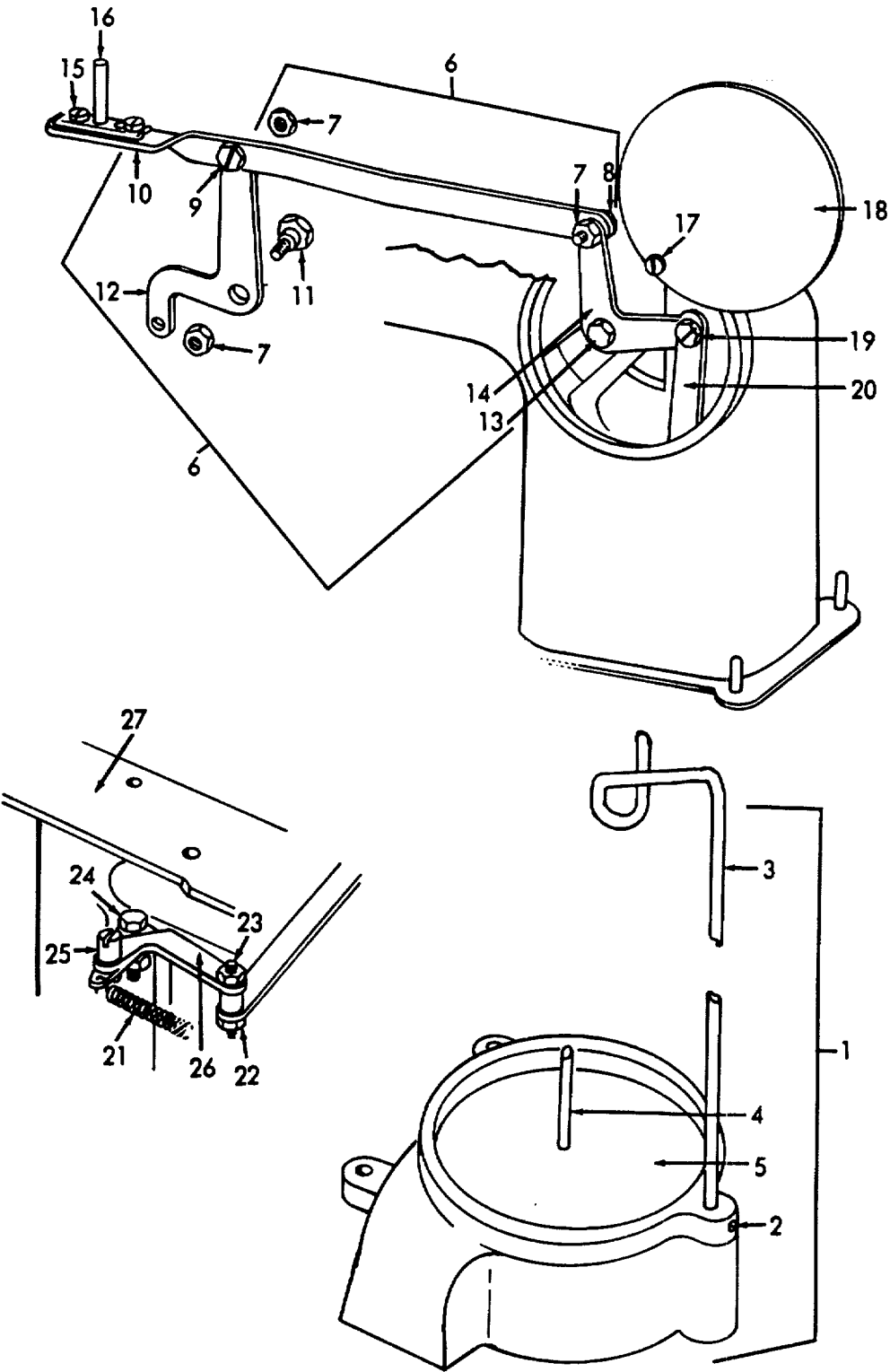


Figure 26. Clamp Lift and Thread Slack Mechanism.

SECTION II

(1) ITEM NO	(2) SMR CODE	(3) FSCM	(4) PART NUMBER	(5) DESCRIPTION AND USABLE ON CODES (UOC)	(6) QTY
				GROUP 10 BUTTON SEWING MACHINE HEAD	
				FIG. 26 CLAMP LIFT AND THREAD SLACK MECHANISM	
1	XBFZZ	11598	2-543-08-023	STAND ASSY	1
2	XBFZZ	11598	543-1007	..SETSCREW.....	1
3	XBFZZ	11598	543-195	..HOOK,THREAD STAND	1
4	XBFZZ	11598	543-194	..PIN,SPOOL	1
5	XAFZZ	11598	543-18	..STAND,THREAD.....	1
6	XBFZZ	11598	2-543-08-005	..STRAP ASSY.....	1
7	XBFZZ	11598	543-2000	..NUT	3
8	XBFZZ	11598	543-90	..STUD.....	1
9	XBFZZ	11598	543-90A	..STUD.....	1
10	XBFZZ	11598	543-82	..STRAP.....	1
11	XBFZZ	11598	543-86	..STUD,PIVOT	1
12	XBFZZ	11598	543-85	..BRACKET,LIFT CLAMP	1
13	XBFZZ	11598	543-88	..STUD,LEVER PIVOT	1
14	XBFZZ	11598	543-87	..LEVER.....	1
15	XBFZZ	11598	543-1239	..SCREW	2
16	XBFZZ	11598	2-543-08-038	..KICKPIN	1
17	XBFZZ	11598	543-1000	..SCREW	1
18	XBFZZ	11598	543-196	..COVER.....	1
19	XBFZZ	11598	2BS6-71	..SCREW	1
20	XBFZZ	11598	543-89A	..STRAP.....	1
21	XBFZZ	11598	2BS7-160	..SPRING	1
22	XBFZZ	11598	543-2000	..NUT	1
23	XBFZZ	11598	543-224	..STUD.....	1
24	XBFZZ	11598	543-86	..STUD,PIVOT	1
25	XBFZZ	11598	543-75	..STUD,PIVOT LEVER	1
26	XBFZZ	11598	543-220	..LEVER,PIVOT.....	1
27	XBFZZ	11598	543-2	..BASE	1
				END OF FIGURE	

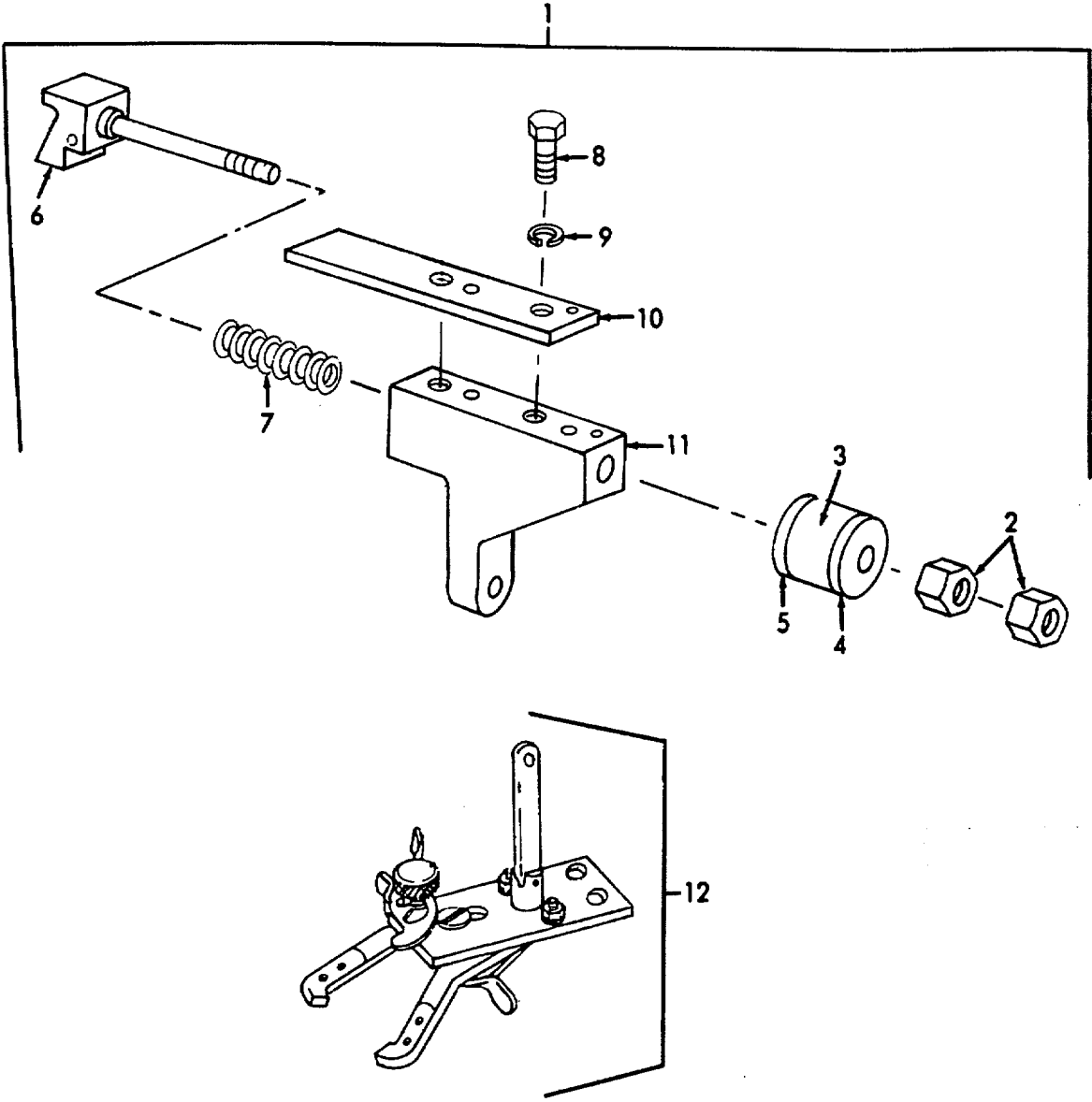


Figure 27. Stopping Mechanism Assembly.

SECTION II

(1) ITEM NO	(2) SMR CODE	(3) FSCM	(4) PART NUMBER	(5) DESCRIPTION AND USABLE ON CODES (UOC)	(6) QTY
				GROUP 10 BUTTON SEWING MACHINE HEAD	
				FIG. 27 STOPPING MECHANISM ASSEMBLY	
1	XBFZZ	11598	2-543-08-017	..MECHANISM ASSY,STOP	1
2	XBFZZ	11598	552-312XA	..NUT,LOCK.....	2
3	XBFZZ	11598	600-332	..BUMPER,RUBBER	1
4	XBFZZ	11598	600-332A	..WASHER,RUBBER.....	2
5	XBFZZ	11598	600-323	..ADAPTER,RUBBER.....	1
6	XBFZZ	11598	2-543-08-036	..FINGER ASSY	1
7	XBFZZ	11598	552-155	..SPRING,FINGER.....	1
8	XBFZZ	11598	600-335	..CAPSCREW	2
9	XBFZZ	11598	552-3002	..WASHER,LOCK.....	2
10	XBFZZ	11598	600-309	..STOP,GUIDE	1
11	XBFZZ	11598	600-308	..HOLDER,SPRING.....	1
12	XBFZZ	11598	2-543-08-026	..CLAMP ASSY FLANGE BUTTON	1
				END OF FIGURE	

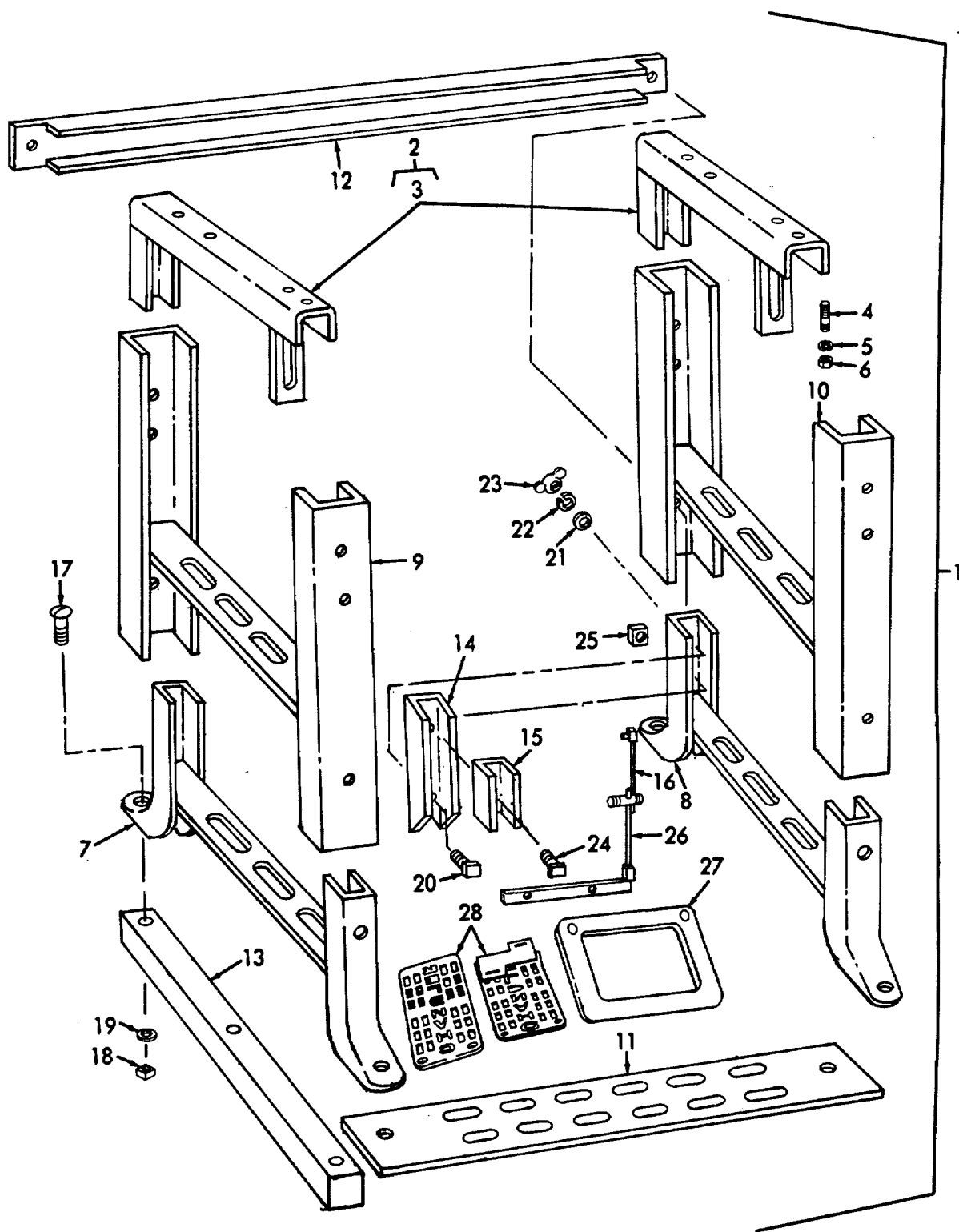


Figure 28. Stand Assembly.

SECTION II

(1) ITEM NO	(2) SMR CODE	(3) FSCM	(4) PART NUMBER	(5) DESCRIPTION AND USABLE ON CODES (UOC)	(6) QTY
				GROUP 11 STAND ASSEMBLY, SEWING MACHINE	
				FIG. 28 STAND ASSEMBLY	
1	XDOZO	81337	6-1-6362	STAND.....	1
2	XDOZZ	81337	6-1-6362-5	.RAIL -ASSY TOP	2
3	XDOZZ	81337	6-1-6367	..RAIL TOP	1
4	XDOZZ	81337	6-1-6391-2	..STUD ASSY,5/16.....	2
5	PAOZZ	96906	MS35338-45	..WASHER,LOCK.....	2
6	PAOZZ	96906	MS17828-5C	..NUT,SELF-LOCKING,HEX SELF	2
7	XDOZZ	81337	6-1-6362-1	.LEG,LOWER LEFT	1
8	XDOZZ	81337	6-1-6362-2	.LEG,LOWER RIGHT.....	1
9	XDOZZ	81337	6-1-6362-3	.LEG,INTERMEDIATE, LEFT	1
10	XDOZZ	81337	6-1-6362-4	.LEG,INTERMEDIATE, RIGHT	1
11	XDOZZ	81337	6-1-6362-6	.TREADLE,SUPPORT.....	1
12	XDOZZ	81337	6-6-6362-7	.LEG,CROSS BRACE	1
13	MFFZZ	81337	6-1-6362-8	.BASE,WOOD MAKE FROM 1X3X19 WOOD,PIECE	2
14	XDOZZ	81337	6-1-6362-9	.CLIP,FOLDING	4
15	XDOZZ	81337	6-1-6362-10	.RETAINER,BOLT.....	4
16	PAOZZ	81337	6-1-6362-19	.ROD,EXTENSION.....	1
17	PAOZZ	96906	MS35751-43	.BOLT,SQUARE NECK .312-18 UNC-2A X 11/2 L.	4
18	PAOZZ	96906	MS27040-11	.NUT,PLAIN,SQUARE .312-18 UNC-2B	4
19	PAOZZ	96906	MS27183-11	.WASHER,FLAT.....	4
20	PAOZZ	96906	MS35354-65	.BOLT,MACHINE,SQUARE, .375-16 UNC-2A X 11/4	6
21	PAOZZ	96906	MS27153-13	.WASHER,FLAT.....	6
22	PAOZZ	96906	MS35338-44	.WASHER,LOCK.....	6
23	PAOZZ	96906	MS35425-72	.NUT,PLAIN,WING.....	6
24	PAOZZ	96906	MS35355-63	.BOLT,MACHINE .375-16 UNC-2A X 3/4.....	6
25	PAOZZ	96906	MS27040-12	.NUT,PLAIN,SQUARE .312-18 UNC-2B	4
26	PAOZZ	81337	6-1-362-33	.ROD,PITMAN.....	1
27	XDOZZ	81337	6-1-6362-34	.TREADLE USED WITH CLOTHING&DARNING SEWING MACHINE ASSY'S 6-1-6384, 6-1-6385...	1
28	XDOZZ	81337	6-1-6362-35	.TREADLE USED WITH BUTTON SEWING MACHINE ASSY 6-1-6388	1
				END OF FIGURE	

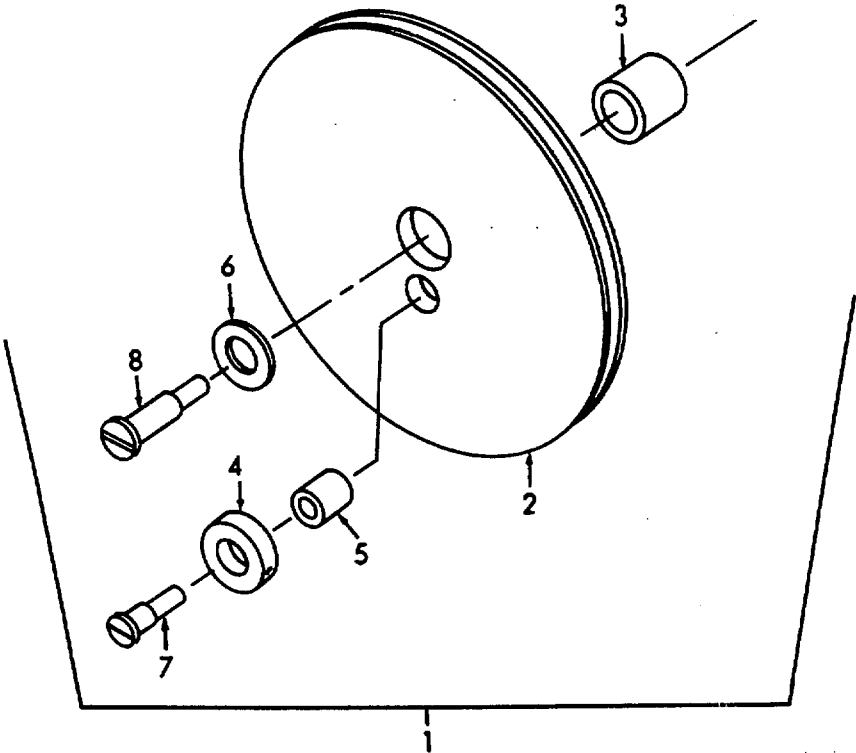


Figure 29. Pulley Assembly, Manual.

SECTION II

(1) ITEM NO	(2) SMR CODE	(3) FSCM	(4) PART NUMBER	(5) DESCRIPTION AND USABLE ON CODES (UOC)	(6) QTY
				GROUP 11 STAND ASSEMBLY,SEWING MACHINE	
				FIG. 29 PULLEY ASSEMBLY, MANUAL	
1	XBOZZ	81337	6-1-6362-36	PULLEY ASSY	1
2	XDOZZ	81337	6-1-6461-1	.PULLEY,BELT	1
3	XDOZZ	81337	6-1-6463-1	.BUSHING	1
4	XDOZZ	81337	6-1-6463-2	.SEGMENT	1
5	XDOZZ	81337	6-1-6463-3	.BUSHING	1
6	XBOZZ	96906	MS15795-720	.WASHER,FLAT.....	1
7	XBOZZ	96906	MS51975-44	.SCREW,SHOULDER	1
8	XDOZZ	96906	MS51975-32	.SCREW,SHOULDER	1
				END OF FIGURE	

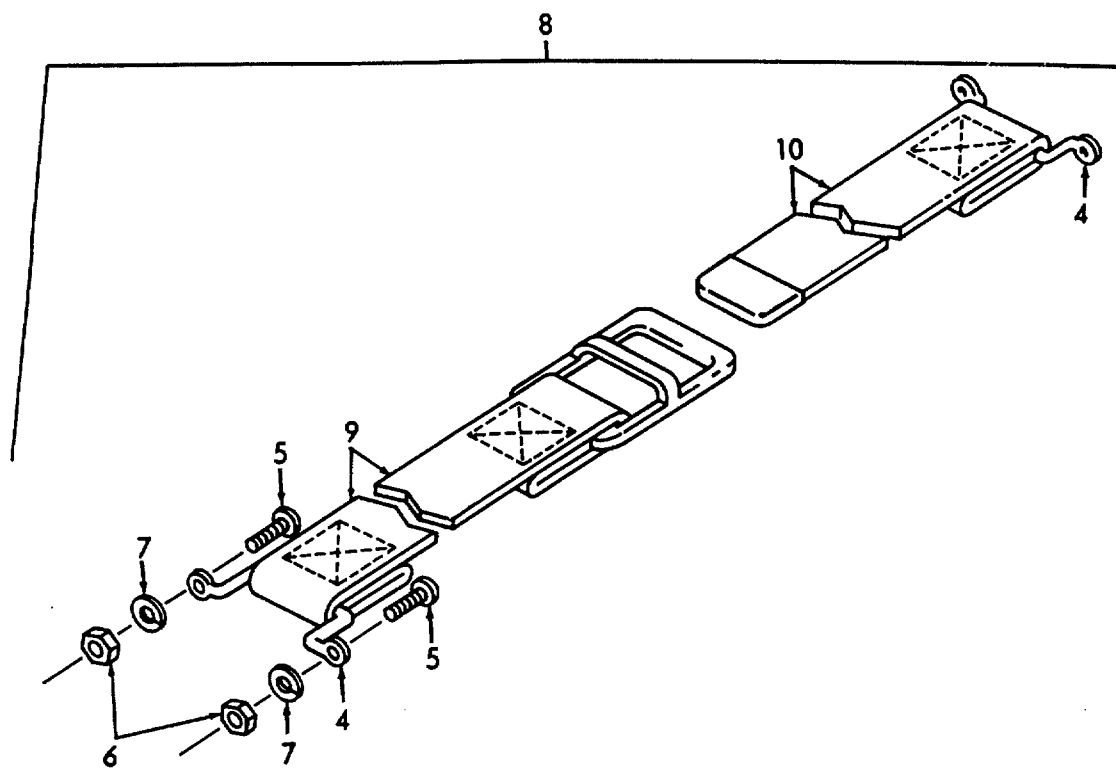
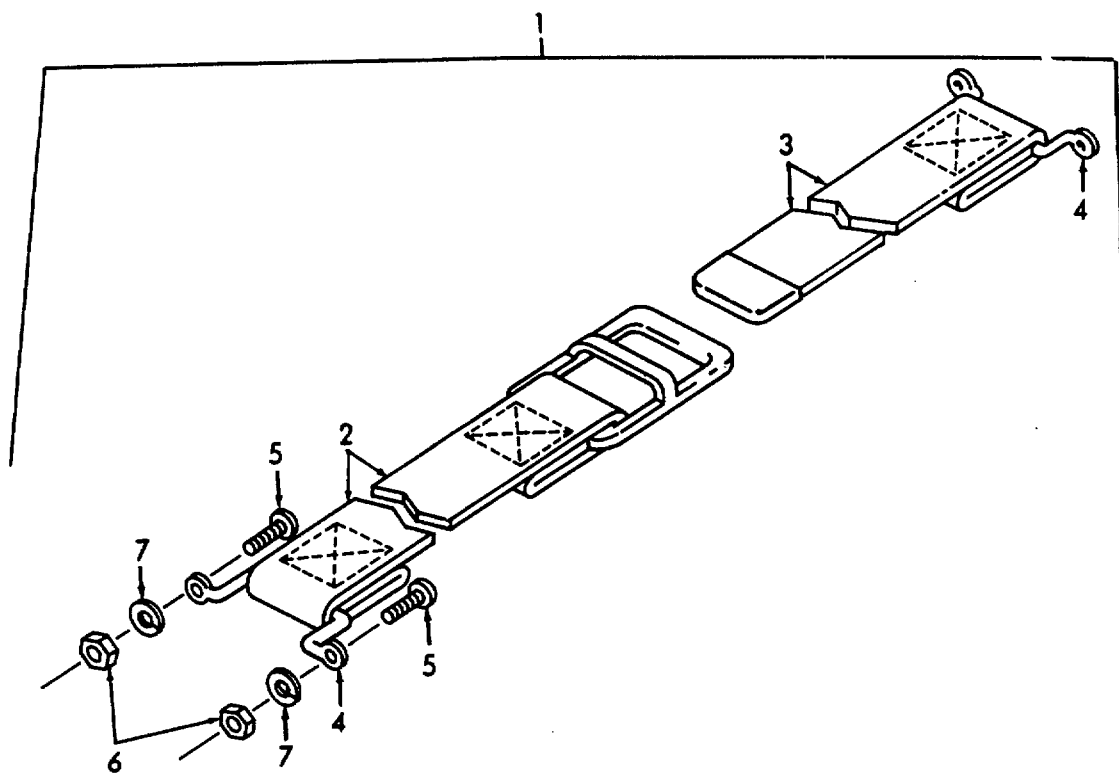


Figure 30. Stand and Chair Holddown Assembly.

SECTION II

(1) ITEM NO	(2) SMR CODE	(3) FSCM	(4) PART NUMBER	(5) DESCRIPTION AND USABLE ON CODES (UOC)	(6) QTY
				GROUP 12 HOLDDOWN ASSEMBLY, CHAIR AND STAND	
				FIG. 30 STAND AND CHAIR HOLDDOWN ASSEMBLY	
1	XBOZZ	81337	6-1-1696-A	STRAP ASSY.....	2
2	XBOZZ	81337	6-1-1696-10-2	.CHAPE, BUCKLE HALF	2
3	XBOZZ	81337	6-1-1696-10-10	.BILLET HALF	2
4	PAOZZ	96906	MS51939-3	.LOOP, STRAP FASTENER.....	2
5	PAOZZ	96906	MS35190-272	.SCREW, MACHINE	2
6	PAOZZ	96906	MS35649-202	.NUT, PLAIN, HEXAGON.....	2
7	PAOZZ	96906	MS35338-43	.WASHER, LOCK.....	2
8	XBOFF	81337	6-1-1106-4	.CHAIR HLD DWN ASSY	2
9	XBOZZ	81337	6-1-1106-4-2	.STRAP, BUCKLE AND LOOP	2
10	XBOFF	81337	6-1-1106-4-5	.STRAP, TIP AND LOOP.....	2
				END OF FIGURE	

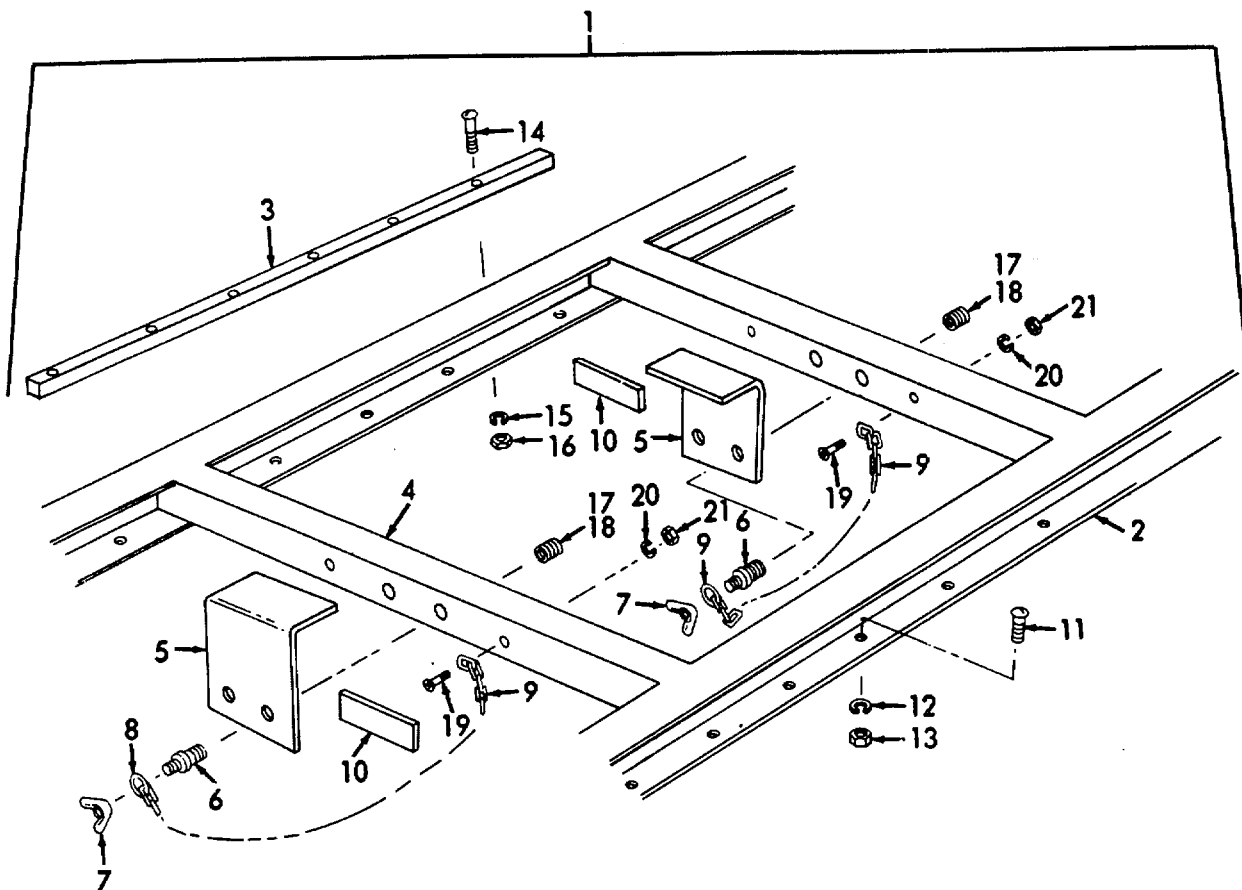


Figure 31. Track Assembly, Generator.

SECTION II

(1) ITEM NO	(2) SMR CODE	(3) FSCM	(4) PART NUMBER	(5) DESCRIPTION AND USABLE ON CODES (UOC)	(6) QTY
				GROUP 13 TRACK ASSEMBLY, GENERATOR	
				FIG. 31 TRACK ASSEMBLY, GENERATOR	
1	XBOZZ	81337	6-1-1105-7	TRACK ASSY,GEN.....	1
2	XBFZZ	81337	6-1-1105-7-1	.H BEAM 2X2X1/8,EXTRUDED.....	2
3	XBFZZ	81337	6-1-1105-7-2	.BAR,SQUARE,1/2.....	2
4	XBFZZ	81337	6-1-1105-7-3	.CHANNEL 2X2X1/4.....	2
5	XBFZZ	81337	6-1-1105-7-4	.CLIP.....	2
6	XBFZZ	81337	6-1-1105-7-5	.KEEPER,BOLT.....	4
7	XBOZZ	96906	MS3542-41	.NUT,WING,5/16-18 UNC-2B.....	4
8	XBFZZ	81337	61-1105-7-7	.RING .0915 DIA WIRE X 5/8 ID.....	4
9	XDFZZ	81337	6-1-1105-7-8	.CHAIN,MACHINE, STR LINK NO 5 X 6 IN LG.....	6
10	XDOZZ	81337	6-1-1105-7-9	.ABSORBER,SHOCK 4X11/4X1/8 THK,FELT.....	2
11	XBOZZ	96906	MS35218-71	.SCREW,MACHINE SL 1/4-20 UNC-2A X 3/4 LG..	36
12	XBOZZ	96906	MS35333-40	.WASHER,LOCK HELICAL,1/4.....	36
13	XBOZZ	96906	MS16203-49	.NUT,PLAIN,HEXAGON 1/4-20 UNC 2B.....	36
14	XBOZZ	96906	MS35218-59	.SCREW,MACHINE,PAN HD SL 10-24 UNC- 2A X1IN.....	12
15	XBOZZ	96906	MS35338-43	.WASHER,LOCK HELICAL NO 10.....	12
16	XBOZZ	96906	MS35649-202	.NUT,PLAIN,HEXAGON.....	12
17	XBFZZ	81337	6-1-1105-7-16	.PAD 4X1X1/2 THK.....	3
18	XDFZZ	96906	MS35914-115	.INSERT,SELF-TAPPING 7/16-1 IN UNC-3B.....	4
19	XBOZZ	96906	MS35218-44	.SCREW,MACHINE SL 8-32 UNC 2A X 3/4.....	4
20	XBOZZ	96906	MS35338-42	.WASHER,LOCK HELICAL NO 8.....	4
21	XBOZZ	96906	MS35649-282	.NUT,PLAIN,HEXAGON.....	4
				END OF FIGURE	

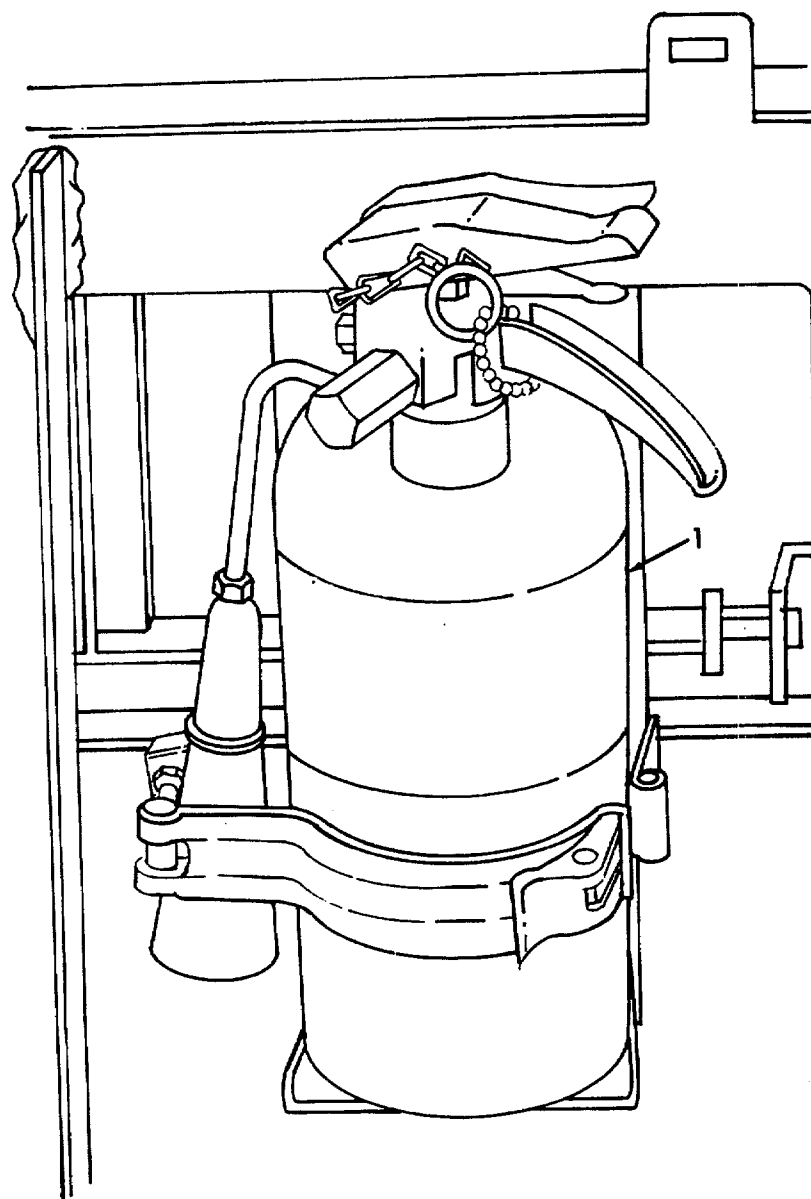


Figure 32. Fire Extinguisher.

SECTION II

(1) ITEM NO	(2) SMR CODE	(3) FSCM	(4) PART NUMBER	(5) DESCRIPTION AND USABLE ON CODES (UOC)	(6) QTY
1	PBOFF	81337	6-1-1109-3	GROUP 14 FIRE EXTINGUISHER FIG. 32 FIRE EXTINGUISHER EXTINGUISHER, FIRE, COMPLETE WITH BRACKET, OEE-910, TYPE I SIZE 5 END OF FIGURE	1

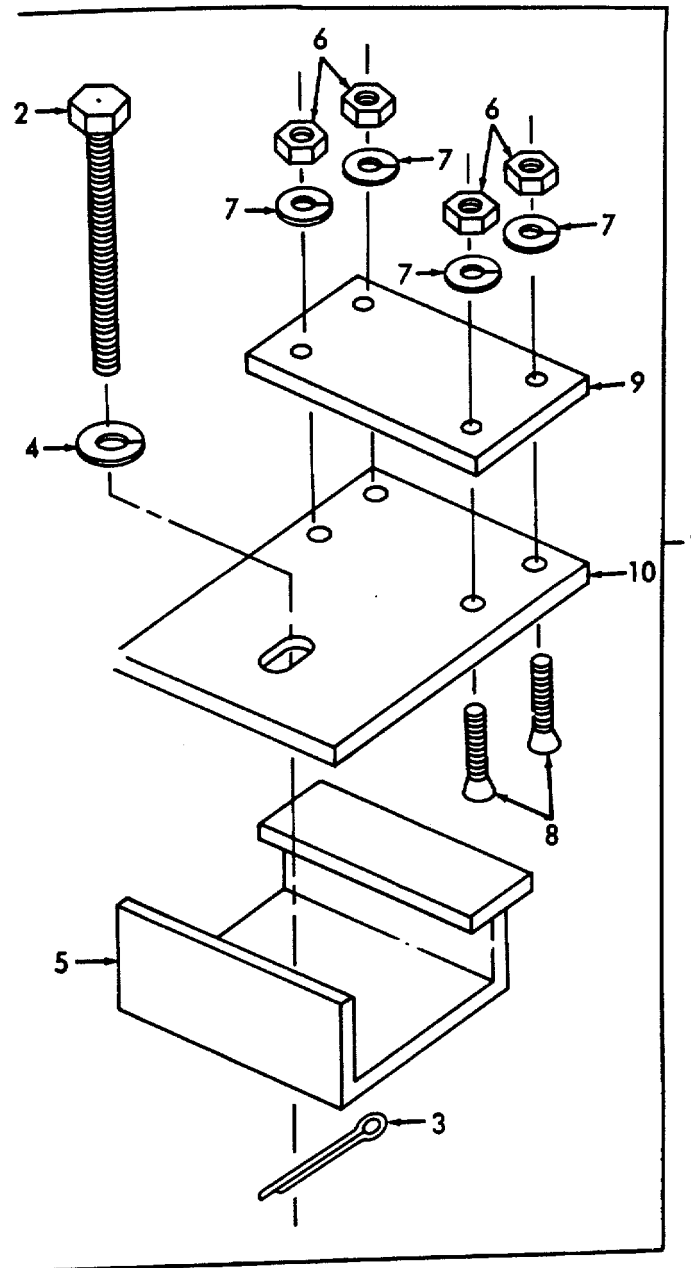


Figure 33. Holddown Clamp Assembly.

SECTION II

(1) ITEM NO	(2) SMR CODE	(3) FSCM	(4) PART NUMBER	(5) DESCRIPTION AND USABLE ON CODES (UOC)	(6) QTY
				GROUP 15 CLAMP ASSEMBLY, HOLDDOWN	
				FIG. 33 HOLDDOWN CLAMP ASSEMBLY	
1	XDOZZ	81337	6-1-1108-3	CLAMP ASSY,HOLD DOWN.....	6
2	XDOZZ	96906	MS35307-471	.SCREW,CAP,HEX HD	1
3	XDOZZ	96906	MS171530	.PIN,SPRING	1
4	XDOZZ	96906	MS35335-67	.WASHER,LOCK EXTERNAL TOOTH 5/8.....	1
5	XDOZZ	81337	6-1-1108-3-2	.CLAMP,ARM.....	1
6	XDOZZ	96906	MS35690-610	.NUT,HEX,3/8 UNC-2B.....	4
7	XDOZZ	96906	MS35333-76	.WASHER,LOCK INT TOOTH 3/8	4
8	XDOZZ	96906	MS51959-113	.SCREW,MACHINE HD 3/8-16 UNC-2A	4
9	XDOZZ	81337	6-1-1108-3-3	.PAD,CLAMP	1
10	XDOZZ	81337	6-1-1108-3-1	.PLATE,CLAMP.....	1
				END OF FIGURE	

Section III. SPECIAL TOOLS LIST

(Not Applicable)

SECTION IV

NATIONAL STOCK NUMBER AND PART NUMBER INDEX

NATIONAL STOCK NUMBER INDEX					
STOCK NUMBER	FIG.	ITEM		FIG.	ITEM
5310-00-045-3296	30	7	5340-00-726-0615	2	15
5310-00-045-3299	2	13	5306-00-753-6996	28	17
	3	5	5320-00-754-0962	1	5
	4	10		4	8
5305-00-071-2071	2	6	5310-00-761-6882	13	19
3530-00-079-9914	6	3.	5310-00-763-8920	2	10
3530-00-079-9915	6	4	5310-00-773-7618	3	8
5310-00-087-4652	3	9		4	4
	4	5	5320-00-803-7118	3	12
5310-00-087-7493	13	29	5310-00-809-3078	28	19
5305-00-088-8332	30	5	5310-00-809-4058	13	23
5305-00-102-2966	10	2	5310-00-820-6653	2	11
	12	8	5975-00-825-4462	9	5
4930-00-141-8703	7	4	5310-00-828-8189	13	27
5120-00-144-2100	8	19	5310-00-855-1102	1	10
5306-00-225-8499	11	9	5306-00-884-8786	28	24
5340-00-229-0340	30	4	5120-00-900-8324	8	12
3530-00-245-7957	6	5	5305-00-901-2103	10	8
6240-00-246-5052	8	5		11	2
5320-00-264-3183	13	21		12	12
5305-00-269-3213	3	7	6230-00-901-9755	8	3
	4	3	5305-00-903-5535	10	7
5120-00-322-6188	8	11	5340-00-906-0639	3	2
5120-00-322-6189	8	10		4	9
5120-00-322-6190	8	9	5340-00-912-4088	1	6
5120-00-329-3297	8	18	5310-00-934-9757	3	4
5120-00-357-5594	8	15		4	12
5120-00-357-5596	8	20	5310-00-934-9758	13	25
5120-00-357-5597	8	22		30	6
5120-00-357-5752	8	17	5305-00-958-5248	13	17
3530-00-389-7393	6	10	5305-00-958-5253	13	28
3530-00-390-4540	6	7	5310-00-982-4947	28	25
5310-00-407-9566	28	5	5310-00-982-4949	28	18
5310-00-409-3701	28	6	5305-00-984-6191	2	12
5120-00-449-3745	8	14	5305-00-984-6192	3	3
3530-00-467-7002	7	3		4	11
7195-00-474-5859	13	1	5305-00-984-6216	13	24
	13	2	5935-00-988-7828	8	2
5935-00-503-6688	9	4	5305-00-993-1849	15	57
5310-00-543-2009	1	8	5935-01-012-3080	9	7
5310-00-582-5965	1	9	3530-01-018-6386	6	2
	13	18	5310-01-070-2105	2	7
	28	22	3530-01-071-5396	6	8
5310-00-584-5272	2	8	5310-01-077-6817	28	23
4210-00-595-1777	32	1	6240-01-090-7262	10	15
3530-00-61 6-1612	7	1		11	6
7290-00-634-2010	8	7		12	7
5320-00-721-5211	5	3	6105-01-099-6821	10	10
	5	5		12	14
5305-00-724-7222	2	9	6105-01-141-7726	11	1
				11	12

SECTION IV

NATIONAL STOCK NUMBER AND PART NUMBER INDEX

NATIONAL STOCK NUMBER INDEX					
STOCK NUMBER	FIG.	ITEM		FIG.	ITEM
5305-01-167-7730	10	12	3530-01-214-0162	21	29
	11	16	3530-01-214-0163	23	4
	12	16	3530-01-214-0216	20	14
3530-01-193-4754	9	2	5340-01-214-0243	1	4
	9	3	3530-01-214-0247	18	14
3530-01-195-0679	10	6	3530-01-214-8394	15	1
	12	11	3530-01-215-4764	10	4
3530-01-211-6853	3	1		11	7
3530-01-211-6854	3	6		12	19
3530-01-211-6855	4	1	3530-01-216-2572	8	4
3530-01-211-6856	4	2			
3530-01-211-6857	4	13			
5930-01-211-6858	10	13			
	11	4			
	12	17			
6230-01-211-6859	11	5			
	12	6			
3530-01-211-6860	11	8			
5340-01-211-6912	3	11			
5340-01-211-6913	4	7			
5305-01-211-6915	1	7			
3020-01-211-6918	10	11			
	12	15			
5340-01-211-7136	2	14			
3530-01-212-1224	10	1			
3530-01-212-1225	10	16			
3530-01-212-1226	12	1			
3530-01-212-5588	20	25			
3530-01-212-9539	6	11			
3530-01-212-9540	6	12			
3530-01-212-9609	6	1			
3530-01-212-9610	6	6			
3530-01-214-0143	24	1			
3530-01-214-0144	20	17			
3530-01-214-0145	7	2			
3530-01-214-0146	7	5			
5340-01-214-0147	28	16			
5340-01-214-0148	28	26			
3530-01-214-0149	15	44			
3530-01-214-0150	18	10			
3530-01-214-0151	18	12			
3530-01-214-0152	18	15			
3530-01-214-0153	19	3			
3530-01-214-0154	19	5			
3530-01-214-0155	19	12			
3530-01-214-0156	19	27			
3530-01-214-0157	19	28			
3530-01-214-0158	17	29			
3530-01-214-0160	20	19			
3530-01-214-0161	21	5			

SECTION IV

NATIONAL STOCK NUMBER AND PART NUMBER INDEX				
FSCM	PART NUMBER	PART NUMBER INDEX STOCK NUMBER	FIG.	ITEM
58536	A-A-632	7290-00-634-2010	8	7
65051	AE24578D-17		8	8
81902	A4701177	5120-00-900-8324	8	12
81902	A4701178	5120-00-322-6189	8	10
81902	A4701179	5120-00-322-6188	8	11
81902	A471195	5120-00-449-3745	8	14
81348	CGG-S-00278 TYPE I,STYLE A,CLASS 2		7	6
11598	C765-1		15	3
11598	C765-10		15	11
11598	C765-100		18	40
11598	C765-101		18	41
11598	C765-102		18	42
11598	C765-103		18	43
11598	C765-104		18	44
11598	C765-1 05		18	45
11598	C765-106		18	46
11598	C765-107		18	47
11598	C765-109		18	48
11598	C765-11		15	12
11598	C765-110		18	49
11598	C765-111		18	50
11598	C765-112		18	51
11598	C765-113		18	52
11598	C765-114		18	53
11598	C765-115		18	54
11598	C765-116		18	55
11598	C765-117		18	56
11598	C765-119		18	57
11598	C765-12		15	13
11598	C765-13		15	14
11598	C765-130		19	1
11598	C765-131		19	2
11598	C765-132	3530-01-214-0153	19	3
11598	C765-133		19	4
11598	C765-134	3530-01-214-0154	19	5
11598	C765-135		19	6
11598	C765-136		19	7
11598	C765-137		19	8
11598	C765-138		19	9
11598	C765-139		19	10
11598	C765-14		15	15
			15	17
11598	C765-140		19	11
11598	C765-141	3530-01-214-0155	19	12
11598	C765-142		19	13
11598	C765-143		19	14
11598	C765-144		19	15
11598	C765-145		19	16
11598	C765-146		19	17
11598	C765-147		19	18

SECTION IV

NATIONAL STOCK NUMBER AND PART NUMBER INDEX				
FSCM	PART NUMBER	PART NUMBER INDEX STOCK NUMBER	FIG.	ITEM
11598	C765-148		19	19
11598	C765-149		19	20
11598	C765-15		15	16
11598	C765-150		19	21
11598	C765-151		19	22
11598	C765-152		19	23
11598	C765-153		19	24
11598	C765-154		19	25
11598	C765-155		19	26
11598	C765-156	3530-01-214-0156	19	27
11598	C765-157	3530-01-214-0157	19	28
11598	C765-158		19	29
11598	C765-159		19	30
11598	C765-160		19	31
11598	C765-161		19	32
11598	C765-162		19	33
11598	C765-163		19	35
11598	C765-164		19	34
11598	C765-165		19	36
11598	C765-166		19	37
11598	C765-167		19	38
11598	C765-17		15	18
11598	C765-170		17	1
11598	C765-171		17	2
11598	C765-172		17	3
11598	C765-173		17	4
11598	C765-174		17	5
11598	C765-175		17	6
11598	C765-176		17	7
11598	C765-177		17	8'
11598	C765-178		17	9
11598	C765-179		17	10
11598	C765-18		15	19
11598	C765-180		17	11
11598	C765-181		17	12
11598	C765-182		17	13
11598	C765-183		17	14
11598	C765-184		17	15
11598	C765-185		17	16
11598	C765-186		17	17
11598	C765-187		17	18
11598	C765-188		17	19
11598	C765-189		17	20
11598	C765-19		15	20
11598	C765-190		17	21
11598	C765-191		17	22
11598	C765-192		17	23
11598	C765-193		17	24
11598	C765-194		17	25
11598	C765-195		17	26
11598	C765-196		17	27

SECTION IV

NATIONAL STOCK NUMBER AND PART NUMBER INDEX				
FSCM	PART NUMBER	PART NUMBER INDEX STOCK NUMBER	FIG.	ITEM
11598	C765-197		17	28
11598	C765-198	3530-01-214-0158	17	29
11598	C765-199		17	30
11598	C765-2		15	2
11598	C765-20		15	21
11598	C765-200		17	31
11598	C765-201		17	32
11598	C765-202		17	33
11598	C765-203		17	34
11598	C765-204		17	35
11598	C765-205		17	36
11598	C765-206		17	37
11598	C765-207		17	38
11598	C765-208		17	39
11598	C765-209		17	40
11598	C765-21		15	22
11598	C765-210		17	41
11598	C765-212		17	42
11598	C765-213		17	43
11598	C765-214		17	44
11598	C765-215		17	45
11598	C765-216		17	46
11598	C765-217		17	47
11598	C765-218		17	48
11598	C765-22		15	23
11598	C765-23		15	24
11598	C765-24		15	25
11598	C765-25		15	26
11598	C765-252		16	1
11598	C765-253		16	2
11598	C765-254		16	3
11598	C765-26		15	27
11598	C765-262		16	4
11598	C765-263		16	5
11598	C765-264		16	6
11598	C765-265		16	7
11598	C765-266		16	8
11598	C765-267		16	9
11598	C765-268		16	10
11598	C765-27		15	28
11598	C765-270		16	11
11598	C765-271		16	12
11598	C765-273		16	13
11598	C765-28		15	29
11598	C765-29		15	30
11598	C765-3		15	4
11598	C765-30		15	31
11598	C765-31		15	32
11598	C765-32		15	33
11598	C765-33		15	34
11598	C765-34		15	35

SECTION IV

NATIONAL STOCK NUMBER AND PART NUMBER INDEX				
FSCM	PART NUMBER	PART NUMBER INDEX STOCK NUMBER	FIG.	ITEM
11598	C765-35		15	36
11598	C765-38		15	37
11598	C765-39		15	38
11598	C765-4		15	5
11598	C765-40		15	39
11598	C765-41		15	40
11598	C765-42		15	41
11598	C765-43		15	42
11598	C765-44		15	43
11598	C765-45	3530-01-214-0149	15	44
11598	C765-46		15	45
11598	C765-47		15	46
11598	C765-48		15	47
11598	C765-49		15	48
11598	C765-5		15	6
11598	C765-50		15	49
11598	C765-51		15	50
11598	C765-52		15	51
11598	C765-53		15	52
11598	C765-54		15	53
11598	C765-55		15	54
11598	C765-56		15	55
11598	C765-6		15	7
11598	C765-60		18	1
11598	C765-61		18	2
11598	C765-62		18	3
11598	C765-63		18	4
11598	C765-64		18	5
11598	C765-65		18	6
11598	C765-66		18	7
11598	C765-67		18	8
11598	C765-68		18	9
11598	C765-69	3530-01-214-0150	18	10
11598	C765-7		15	8
11598	C765-70		18	11
11598	C765-71	3530-01-214-0151	18	12
11598	C765-72		18	13
11598	C765-73	3530-01-214-0247	18	14
11598	C765-74	3530-01-214-0152	18	15
11598	C765-75		18	16
11598	C765-76		18	17
11598	C765-77		18	18
11598	C765-78		18	19
11598	C765-79		18	20
11598	C765-8		15	9
11598	C765-80		18	21
11598	C765-81		18	22
11598	C765-82		18	23
11598	C765-83		18	24
11598	C765-84		18	25
11598	C765-85		18	26

SECTION IV

NATIONAL STOCK NUMBER AND PART NUMBER INDEX				
FSCM	PART NUMBER	PART NUMBER INDEX STOCK NUMBER	FIG.	ITEM
11598	C765-86		18	27
11598	C765-87		18	28
11598	C765-89		18	29
11598	C765-9		15	10
11598	C765-90		18	30
11598	C765-91		18	31
11598	C765-92		18	32
11598	C765-93		18	33
11598	C765-94		18	34
11598	C765-95		18	35
11598	C765-96		18	36
11598	C765-97		18	37
11598	C765-98		18	38
11598	C765-99		18	39
81348	GGG0591	4930-00-141-8703	7	4
81348	KRB211,TYPE I		6	14
81349	MIL-W-5086/1B M5		8	6
	086/1-10-9			
11598	MODEL C765	3530-01-214-8394	15	1
96906	MS15795-710	5310-00-543-2009	1	8
96906	MS15795-720		29	6
96906	MS15795-814	5310-00-773-7618	3	8
			4	4
96906	MS16203-49		31	13
96906	MS171530		33	3
96906	MS17828-5C	5310-00-409-3701	28	6
96906	MS20426B7-7		5	7
96906	MS20470-A4-6	5320-00-721-5211	5	3
			5	5
96906	MS20470-A4-7	5320-00-754-0962	4	8
96906	MS20470-A4-7	5320-00-754-0962	1	5
96906	MS20470-A4-9	5320-00-803-7118	3	12
96906	MS20613-8C8	5320-00-264-3183	13	21
96906	MS21313-162	5340-00-912-4088	1	6
96906	MS27040-11	5310-00-982-4949	28	18
96906	MS27040-12	5310-00-982-4947	28	25
96906	MS27153-13		28	21
96906	MS27183-10	5310-00-809-4058	13	23
96906	MS27183-11	5310-00-809-3078	28	19
96906	MS27183-13		11	11
		5310-00-087-7493	13	29
96906	MS34494-95		12	10
96906	MS35190-272	5305-00-088-8332	30	5
96906	MS35190-292		14	3
			14	31
96906	MS35190-293	5305-00-958-5248	13	17
96906	MS35190-306	5305-00-958-5253	13	28
96906	MS35206-243	5305-00-984-6191	2	12
96906	MS35206-244	5305-00-984-6192	3	3
			4	11
96906	MS35206-269	5305-00-984-6216	13	24

SECTION IV

NATIONAL STOCK NUMBER AND PART NUMBER INDEX				
FSCM	PART NUMBER	PART NUMBER INDEX STOCK NUMBER	FIG.	ITEM
96906	MS35207-259	5305-00-993-1849	15	57
96906	MS35218-44		31	19
96906	MS35218-59		31	14
96906	MS35218-71		31	11
96906	MS35307-471		33	2
96906	MS35333-40		31	12
96906	MS35333-76		33	7
96906	MS35335-33		14	4
			14	32
96906	MS35335-67		33	4
96906	MS35338-42	5310-00-045-3299	2	13
			3	5
			4	10
			31	20
96906	MS35338-43	5310-00-045-3296	30	7
			31	15
96906	MS35338-44	5310-00-582-5965	1	9
			13	18
			28	22
96906	MS35338-45	5310-00-407-9566	28	5
96906	MS35338-46		11	10
96906	MS35338-48	5310-00-584-5272	2	8
96906	MS35338-50	5310-00-820-6653	2	11
96906	MS35354-65		28	20
96906	MS35355-63	5306-00-884-8786	28	24
96906	MS35542-41		31	7
96906	MS355425-41	5310-00-828-8189	13	27
96906	MS355425-72	5310-01-077-6817	28	23
96906	MS355493-226	5305-00-901-2103	10	8
			11	2
			12	12
96906	MS35493-77	5305-00-903-5535	10	7
96906	MS35494-100		11	15
			12	2
96906	MS35494-34		14	27
96906	MS35494-84		14	17
96906	MS35494-85	5305-00-102-2966	10	2
			12	8
96906	MS35495-115		14	15
96906	MS35495-124	5305-01-167-7730	10	12
			11	16
			12	16
96906	MS35495-69		14	12
96906	MS35495-79		13	20
96906	MS35495-94		14	9
96906	MS35649-282	5310-00-934-9757	3	4
			4	12
96906	MS35649-202	5310-00-934-9758	13	25
			30	6
			31	16
96906	MS35649-2255	5310-00-855-1102	1	10
96906	MS35649-282		31	21

SECTION IV

NATIONAL STOCK NUMBER AND PART NUMBER INDEX

FSCM	PART NUMBER	PART NUMBER INDEX STOCK NUMBER	FIG.	ITEM
96906	MS35690-401		14	5
			14	30
96906	MS35690-610		33	6
96906	MS35751-43	5306-00-753-6996	28	17
96906	MS35791-22		5	6
96906	MS35914-115		31	18
96906	MS51922-17	5310-00-087-4652	3	9
			4	5
96906	MS51939-3	5340-00-229-0340	30	4
96906	MS51959-113		33	8
96906	MS51967-14	5310-01-070-2105	2	7
96906	MS51967-2	5310-00-761-6882	13	19
96906	MS51967-20	5310-00-763-8920	2	10
96906	MS51975-32		29	8
96906	MS51975-44		29	7
96906	MS90725-34	5306-00-225-8499	11	9
96906	MS90725-62	5305-00-269-3213	3	7
			4	3
96906	MS90728-115	5305-00-071-2071	2	6
96906	MS90728-164	5305-00-724-7222	2	9
83058	M369		8	13
81349	PARA 3.4.6 OF ML C-40153J		6	13
81348	WC596/12-4	5935-01-012-3080	9	7
19204	11020947-14	3530-01-215-4764	10	4
			11	7
			12	19
77948	135X1-18	3530-00-245-7957	6	5
77948	135XI-20	3530-01-212-9610	6	6
11598	135X1X20	3530-01-018-6386	6	2
61864	1486	5120-00-329-3297	8	18
61864	1580		8	21
61864	1587	5120-00-144-2100	8	19
77948	16X175-18	3530-01-212-9609	6	1
77948	16X257-16	3530-00-079-9914	6	3
77948	16X257-18	3530-00-079-9915	6	4
08807	17R20	6240-01-090-7262	10	15
			11	6
			12	7
11598	2-543-08-001		25	1
11598	2-543-08-002		25	20
11598	2-543-08-003		24	3
11598	2-543-08-005		26	6
11598	2-543-08-007		25	21
11598	2-543-08-017		27	1
11598	2-543-08-020		24	30
11598	2-543-08-021		24	24
11598	2-543-08-023		26	1
11598	2-543-08-026		27	12
11598	2-543-08-03	3530-01-214-0145	7	2
11598	2-543-08-036		27	6

SECTION IV

NATIONAL STOCK NUMBER AND PART NUMBER INDEX				
FSCM	PART NUMBER	PART NUMBER INDEX STOCK NUMBER	FIG.	ITEM
11598	2-543-08-038		26	16
11598	2-552-08-01	3530-01-214-0146	7	5
11598	2BS6-144		24	25
11598	2BS6-145		24	31
11598	2BS6-169		20	26
11598	2BS6-4008		22	5
11598	2BS6-71		26	19
11598	2BS6-85		25	6
11598	2BS6-93		24	37
11598	2BS6-95		24	29
11598	2BS6-97		24	43
11598	2BS7-160		26	21
11598	2BS7-6000		24	46
11598	2BS7-93		24	34
11598	2BS7-94		24	33
11598	2BS7-95		24	26
11598	2BS7-96		24	27
			24	35
11598	2BS7-97		24	28
			24	36
11598	2CT6-1035		20	16
11598	2DL-1720		23	9
11598	2DL1-1		21	23
11598	2DL1-2		22	6
11598	2DL1-3		22	11
11598	2DL1-4		20	3
11598	2DL1-5		20	38
11598	2DL2-176		20	20
11598	2DL2-33		20	7
11598	2DL2-77	3530-01-071-5396	6	8
11598	2DL3-15		21	19
11598	2DL3-16		20	35
11598	2DL3-23	3530-01-214-0216	20	14
11598	2DL3-5		21	11
11598	2DL3-51		21	14
11598	2DL3-52		21	10
11598	2DL3-53		21	17
11598	2DL3-540		23	8
11598	2DL3-6000		23	11
11598	2DL3-7		21	3
11598	2DL4-10		21	26
11598	2DL4-101		20	11
11598	2DL4-103		20	31
11598	2DL4-104		20	10
11598	2DL4-113		20	23
11598	2DL4-25		20	5
11598	2DL4-32		21	28
11598	2DL4-9		20	21
11598	2DL5-11		21	6
11598	2DL5-111		20	15
11598	2DL5-171		20	24

SECTION IV

NATIONAL STOCK NUMBER AND PART NUMBER INDEX				
FSCM	PART NUMBER	PART NUMBER INDEX STOCK NUMBER	FIG.	ITEM
11598	2DL5-172		21	15
11598	2DL5-192		21	8
11598	2DL5-195		23	1
11598	2DL5-28		20	13
11598	2DL5-29		20	28
11598	2DL5-30	3530-01-212-5588	20	25
11598	2DL5-60		23	6
11598	2DL5-61		21	16
11598	2DL5-62		21	18
11598	2DL5-700		23	7
11598	2DL5-710		23	10
11598	2DL5-72	3530-01-214-0161	21	5
11598	2DL5-8		21	25
11598	2DL6-121		20	18
11598	2DL6-186		21	2
11598	2DL6-20		21	20
11598	2DL6-26		20	22
11598	2DL6-34		20	29
11598	2DL6-35		20	32
11598	2DL6-36		20	12
11598	2DL6-49		20	9
			20	30
11598	2DL6-55		21	4
11598	2DL6-56		20	6
11598	2DL6-57		20	27
11598	2DL6-58		20	36
11598	2DL6-62		22	8
11598	2DL6-71		22	10
11598	2DL6-87		22	1
11598	2DL6-90		25	17
11598	2DL6-91		22	3
11598	2DL6-92		20	33
			21	13
			21	22
			23	12
11598	2DL6-93		21	12
11598	2DL6-94		21	21
11598	2DL7-1		22	2
11598	2DL7-24	3530-01-214-0144	20	17
11598	2DL7-25	3530-01-214-0160	20	19
11598	2DL7-31		20	4
11598	2DL7-380		23	2
11598	2DL7-71		22	9
11598	2DL8-3	3530-01-214-0162	21	29
98255	2DL8-5		6	9
11598	2DL8-6		21	24
11598	2DL8-7		22	12
11598	2DL8-8		22	13
77948	2231602-01	6105-01-099-6821	10	10
			12	14
77948	225381	3530-00-467-7002	7	3

SECTION IV

NATIONAL STOCK NUMBER AND PART NUMBER INDEX				
FSCM	PART NUMBER	PART NUMBER INDEX STOCK NUMBER	FIG.	ITEM
77948	225453-30	3530-01-195-0679	12	11
77948	40264	3530-00-390-4540	6	7
77948	4031602-04	6105-01-141-7726	11	12
21305	505656	3530-00-616-1612	7	1
19207	51201000141	5120-00-322-6190	8	9
77948	52237	3530-00-389-7393	6	10
11598	543-10		25	7
11598	543-1000		26	17
11598	543-1002		20	37
11598	543-1002B		24	39
11598	543-1003		22	7
11598	543-1006		20	34
			21	7
			25	9
			25	23
11598	543-1007		21	27
			25	14
			26	2
11598	543-1008		24	32
11598	543-1010		25	19
11598	543-1013		21	9
11598	543-1016		21	1
11598	543-1018		20	8
11598	543-1023		20	2
			24	2
11598	543-12A		25	31
11598	543-1234		22	4
11598	543-1239		26	15
11598	543-124A		25	27
11598	543-125A		25	32
11598	543-127A		25	28
11598	543-128		25	22
11598	543-13A		25	30
11598	543-130		25	24
11598	543-133	3530-01-212-9539	6	11
11598	543-138		25	16
11598	543-17		25	18
11598	543-18		26	5
11598	543-194		26	4
11598	543-195		26	3
11598	543-196		26	18
11598	543-2		26	27
11598	543-2000		25	5
			26	7
			26	22
11598	543-21		25	26
11598	543-22		24	23
11598	543-220		26	26
11598	543-224		26	23
11598	543-226	3530-01-212-9540	6	12
11598	543-227		25	13

SECTION IV

NATIONAL STOCK NUMBER AND PART NUMBER INDEX				
FSCM	PART NUMBER	PART NUMBER INDEX STOCK NUMBER	FIG.	ITEM
11598	543-24		24	22
11598	543-25		24	6
11598	543-26		24	5
11598	543-27		24	7
11598	543-277		24	20
11598	543-278		24	18
11598	543-279		24	19
11598	543-28		24	8
11598	543-29		24	4
11598	543-30H		24	10
11598	543-31		24	9
11598	543-32		24	11
11598	543-33		24	13
11598	543-34		24	12
11598	543-37		24	15
11598	543-38		24	17
11598	543-39		24	16
11598	543-40		24	21
11598	543-40A		24	14
11598	543-4000		25	29
11598	543-4001		25	25
11598	543-41		24	49
11598	543-44		24	38
11598	543-45		24	41
11598	543-46		24	40
11598	543-54		24	42
11598	543-55		24	47
11598	543-56		24	48
11598	543-57		24	44
11598	543-58		24	45
11598	543-60		24	50
11598	543-64		25	2
11598	543-66		25	4
11598	543-68		25	3
11598	543-69		25	10
11598	543-70		25	15
11598	543-71		25	11
11598	543-72		25	12
11598	543-75		26	25
11598	543-76		25	8
11598	543-82		26	10
11598	543-85		26	12
11598	543-86		26	11
			26	24
11598	543-87		26	14
11598	543-88		26	13
11598	543-89A		26	20
11598	543-90		26	8
11598	543-90A		26	9
11598	552-155		27	7
11598	552-3002		27	9

SECTION IV

NATIONAL STOCK NUMBER AND PART NUMBER INDEX

FSCM	PART NUMBER	PART NUMBER INDEX STOCK NUMBER	FIG.	ITEM
11598	552-312XA		27	2
81337	6-1-1100		1	1
81337	6-1-1101		1	2
81337	6-1-1103		1	3
81337	6-1-1103-2-23	3530-01-211-6855	4	1
81337	6-1-1103-2-24	3530-01-211-6857	4	13
81337	6-1-1103-2-25	3530-01-211-6853	3	1
81337	6-1-1103-2-27		3	10
			4	6
81337	6-1-1103-2-32	5340-00-906-0639	3	2
			4	9
81337	6-1-1103-2-34	3530-01-211-6856	4	2
81337	6-1-1103-2-36	3530-01-211-6854	3	6
81337	6-1-1103-2-62	5340-01-211-6913	4	7
81337	6-1-1103-2-67	5340-01-211-6912	3	11
81337	6-1-1103-2-68	5340-01-214-0243	1	4
81337	6-1-1103-2-78	5305-01-211-6915	1	7
81337	6-1-1105-7		31	1
81337	6-1-1105-7-1		31	2
81337	6-1-1105-7-16		31	17
81337	6-1-1105-7-2		31	3
81337	6-1-1105-7-3		31	4
81337	6-1-1105-7-4		31	5
81337	6-1-1105-7-5		31	6
81337	6-1-1105-7-7		31	8
81337	6-1-1105-7-8		31	9
81337	6-1-1105-7-9		31	10
81337	6-1-1106-4		30	8
81337	6-1-1106-4-2		30	9-
81337	6-1-1106-4-5		30	10
81337	6-1-1108-3		33	1
81337	6-1-1108-3-1		33	10
81337	6-1-1108-3-2		33	5
81337	6-1-1108-3-3		33	9
81337	6-1-1108-6		2	1
81337	6-1-1108-6-1		2	2
81337	6-1-1108-6-12		2	16
81337	6-1-1108-6-15	5340-01-211-7136	2	14
81337	6-1-1108-6-2		2	3
81337	6-1-1108-6-3		2	4
81337	6-1-1108-6-4		2	5
81337	6-1-1108-6-5	5340-00-726-0615	2	15
81337	6-1-1109-3	4210-00-595-1777	32	1
81337	6-1-1110-29		14	23
81337	6-1-1110-29-10		14	25
81337	6-1-1110-29-11		14	24
81337	6-1-1110-29-23		14	29
81337	6-1-1110-29-8		14	28
81337	6-1-1110-29-9		14	26
81337	6-1-1111-16 THRU 21		8	1

SECTION IV

NATIONAL STOCK NUMBER AND PART NUMBER INDEX				
FSCM	PART NUMBER	PART NUMBER INDEX STOCK NUMBER	FIG.	ITEM
81337	6-1-1111-27		9	1
			9	8
81337	6-1-1111-27-10	5935-01-N79-2820	9	3
81337	6-1-1111-27-11		9	11
81337	6-1-1111-27-12		9	12
81337	6-1-1111-27-16	5935-00-988-7828	8	2
81337	6-1-1111-27-18	3530-01-216-2572	8	4
81337	6-1-1111-27-2	5975-00-825-4462	9	5
81337	6-1-1111-27-20	6230-00-901-9755	8	3
81337	6-1-1111-27-21	6240-00-246-5052	8	5
81337	6-1-1111-27-22		9	13
81337	6-1-1111-27-3		9	9
81337	6-1-1111-27-4		9	10
81337	6-1-1111-27-5	5935-00-503-6668	9	4
81337	6-1-1111-27-6		9	6
81337	6-1-1111-27-9	3530-01-193-4754	9	2
81337	6-1-1116-31		5	1
81337	6-1-1116-31-5		5	4
81337	6-1-1116-31-6		5	2
81337	6-1-1117	7195-00-474-5859	13	1
81337	6-1-1117-23	7195-00-474-5859	13	2
81337	6-1-1117-23-1		13	3
81337	6-1-1117-23-10		13	13
81337	6-1-1117-23-11		13	14
81337	6-1-1117-23-12		13	15
81337	6-1-1117-23-13		13	16
81337	6-1-1117-23-2		13	4
81337	6-1-1117-23-21		13	22
81337	6-1-1117-23-25		13	26
81337	6-1-1117-23-3		13	5
81337	6-1-1117-23-4		13	6
81337	6-1-1117-23-5		13	7
81337	6-1-1117-23-6		13	8
81337	6-1-1117-23-7		13	9
81337	6-1-1117-23-8		13	11
81337	6-1-1117-23-9		13	12
81337	6-1-1117-23-29		13	10
81337	6-1-1695-28		14	1
81337	6-1-1695-28-11		14	11
81337	6-1-1695-28-23		14	2
81337	6-1-1695-28-28		14	6
81337	6-1-1695-28-29		14	7
81337	6-1-1695-28-6		14	10
81337	6-1-1695-28-9		14	8
81337	6-1-1695-30		14	13
81337	6-1-1695-30-14		14	16
81337	6-1-1695-30-25		14	14
81337	6-1-1695-30-5		14	22
81337	6-1-1695-30-6		14	21
81337	6-1-1695-30-7		14	20
81337	6-1-1695-30-8		14	18

SECTION IV

NATIONAL STOCK NUMBER AND PART NUMBER INDEX				
FSCM	PART NUMBER	PART NUMBER INDEX STOCK NUMBER	FIG.	ITEM
81337	6-1-1695-30-9		14	19
81337	6-1-1696-A		30	1
81337	6-1-1696-10-10		30	3
81337	6-1-1696-10-2		30	2
81337	6-1-6362		28	1
81337	61-6362-1		28	7
81337	6-1-6362-10		28	15
81337	6-1-6362-19	5340-01-214-0147	28	16
81337	6-1-6362-2		28	8
81337	6-1-6362-3		28	9
81337	6-1-6362-33	5340-01-214-0148	28	26
81337	6-1-6362-34		28	27
81337	6-1-6362-35		28	28
81337	6-1-6362-36		29	1
81337	6-1-6362-4		28	10
81337	6-1-6362-5		28	2
81337	6-1-6362-6		28	11
81337	6-1-6362-8		28	13
81337	6-1-6362-9		28	14
81337	6-1-6367		28	3
81337	6-1-6383	3530-01-212-1226	12	1
81337	6-1-6383-1		12	20
81337	6-1-6383-11		12	9
81337	6-1-6383-20		12	13
81337	6-1-6383-6		12	3
81337	6-1-6383-7		12	4
81337	6-1-6383-8		12	22
81337	6-1-6383-9		12	5
81337	6-1-6386	3530-01-212-1224	10	1
81337	6-1-6386-4	3020-01-211-6918	10	11
			12	15
81337	6-1-6386-8	3530-01-195-0679	10	6
81337	6-1-6386-9		10	3
81337	6-1-6387-1	3530-01-212-1225	10	16
81337	6-1-6389	6105-01-141-7726	11	1
81337	6-1-6389-1	3530-01-211-6860	11	8
77948	6-1-6389-10		11	13
81337	6-1-6389-23	6230-01-211-6859	11	5
			12	6
81337	6-1-6389-4		10	5
			11	14
			12	18
81337	6-1-6389-8	5930-01-211-6858	10	13
			11	4
			12	17
81337	6-1-6389-9		11	17
81337	6-1-6391-2		28	4
81337	6-1-6394-7		10	17
			12	21
81337	6-1-6399-10		5	14
81337	6-1-6399-11		5	15

SECTION IV

NATIONAL STOCK NUMBER AND PART NUMBER INDEX				
FSCM	PART NUMBER	PART NUMBER INDEX STOCK NUMBER	FIG.	ITEM
81337	6-1-6399-2		10	9
81337	6-1-6399-3		11	3
81337	6-1-6399-4		5	8
81337	6-1-6399-5		5	9
81337	6-1-6399-6		5	10
81337	6-1-6399-7		5	11
81337	6-1-6399-8		5	12
81337	6-1-6399-9		5	13
81337	6-1-6461-1		29	2
81337	6-1-6463-1		29	3
81337	6-1-6463-2		29	4
81337	6-1-6463-3		29	5
81337	6-1-9494		15	56
81337	6-1-9744	5340-00-906-0639	3	2
81337	6-6-6362-7		28	12
11598	600	3530-01-214-0143	24	1
11598	600-308		27	11
11598	600-309		27	10
11598	600-323		27	5
11598	600-332		27	3
11598	600-332A		27	4
11598	600-335		27	8
11598	61056	3530-01-214-0163	23	4
11598	677-369		23	3
11598	677-780		23	5
11598	678HD		20	1
81337	81337		10	14
83058	9219R	5120-00-357-5596	8	20
83058	9323		8	16
61864	9447	5120-00-357-5597	8	22
61864	9470	5120-00-357-5594	8	15
61864	9471	5120-00-357-5752	8	17

By Order of the Secretary of the Army:

JOHN A. WICKHAM, JR.
General, United States Army
Chief of Staff

Official:


MILDRED E. HEDBERG
Brigadier General, United States Army
The Adjutant General

DISTRIBUTION:

To be distributed in accordance with DA Form 12-25A? Organizational, and Direct Support and General Support Maintenance Requirements for Clothing Repair Shop, Trailer Mounted, Model CRS.

* U.S. GOVERNMENT PRINTING OFFICE: 1986-652-126/20095

RECOMMENDED CHANGES TO EQUIPMENT TECHNICAL PUBLICATIONS

<h2 style="margin: 0;">SOMETHING WRONG WITH PUBLICATION</h2>				
 <p style="margin: 0;"><i>THEN...JOT DOWN THE DOPE ABOUT IT ON THIS FORM. CAREFULLY TEAR IT OUT, FOLD IT AND DROP IT IN THE MAIL.</i></p>				
FROM: (PRINT YOUR UNIT'S COMPLETE ADDRESS)		DATE SENT		
PUBLICATION NUMBER	PUBLICATION DATE	PUBLICATION TITLE		
BE EXACT PIN-POINT WHERE IT IS				
PAGE NO.	PARA-GRAPH	FIGURE NO.	TABLE NO.	<p style="margin: 0;">IN THIS SPACE, TELL WHAT IS WRONG AND WHAT SHOULD BE DONE ABOUT IT.</p>
PRINTED NAME, GRADE OR TITLE AND TELEPHONE NUMBER			SIGN HERE	

The Metric System and Equivalents

Linear Measure

1 centimeter = 10 millimeters = .39 inch
 1 decimeter = 10 centimeters = 3.94 inches
 1 meter = 10 decimeters = 39.37 inches
 1 dekameter = 10 meters = 32.8 feet
 1 hectometer = 10 dekameters = 328.08 feet
 1 kilometer = 10 hectometers = 3,280.8 feet

Weights

1 centigram = 10 milligrams = .15 grain
 1 decigram = 10 centigrams = 1.54 grains
 1 gram = 10 decigrams = .035 ounce
 1 decagram = 10 grams = .35 ounce
 acres
 1 hectogram = 10 decagrams = 3.52 ounces
 1 kilogram = 10 hectograms = 2.2 pounds
 1 quintal = 100 kilograms = 220.46 pounds
 1 metric ton = 10 quintals = 1.1 short tons

Liquid Measure

1 centiliter = 10 milliliters = .34 fl. ounce
 1 deciliter = 10 centiliters = 3.38 fl. ounces
 1 liter = 10 deciliters = 33.81 fl. ounces
 1 dekaliter = 10 liters = 2.64 gallons
 1 hectoliter = 10 dekaliters = 26.42 gallons
 1 kiloliter = 10 hectoliters = 264.18 gallons

Square Measure

1 sq. centimeter = 100 sq. millimeters = .155 sq. inch
 1 sq. decimeter = 100 sq. centimeters = 15.5 sq. inches
 1 sq. meter (centare) = 100 sq. decimeters = 10.76 sq. feet
 1 sq. dekameter (are) = 100 sq. meters = 1,076.4 sq. feet
 1 sq. hectometer (hectare) = 100 sq. dekameters = 2.47
 1 sq. kilometer = 100 sq. hectometers = .386 sq. mile

Cubic Measure

1 cu. centimeter = 1000 cu. millimeters = .06 cu. inch
 1 cu. decimeter = 1000 cu. centimeters = 61.02 cu. inches
 1 cu. meter = 1000 cu. decimeters = 35.31 cu. feet

Approximate Conversion Factors

<i>To change</i>	<i>To</i>	<i>Multiply by</i>	<i>To change</i>	<i>To</i>	<i>Multiply by</i>
inches	centimeters	2.540	ounce-inches	Newton-meters	.007062
feet	meters	.305	centimeters	inches	.394
yards	meters	.914	meters	feet	3.280
miles	kilometers	1.609	meters	yards	1.094
square inches	square centimeters	6.451	kilometers	miles	.621
square feet	square meters	.093	square centimeters	square inches	.155
square yards	square meters	.836	square meters	square feet	10.764
square miles	square kilometers	2.590	square meters	square yards	1.196
acres	square hectometers	.405	square kilometers	square miles	.386
cubic feet	cubic meters	.028	square hectometers	acres	2.471
cubic yards	cubic meters	.765	cubic meters	cubic feet	35.315
fluid ounces	milliliters	29,573	cubic meters	cubic yards	1.308
pints	liters	.473	milliliters	fluid ounces	.034
quarts	liters	.946	liters	pints	2.113
gallons	liters	3.785	liters	quarts	1.057
ounces	grams	28.349	liters	gallons	.264
pounds	kilograms	.454	grams	ounces	.035
short tons	metric tons	.907	kilograms	pounds	2.205
pound-feet	Newton-meters	1.356	metric tons	short tons	1.102
pound-inches	Newton-meters	.11296			

Temperature (Exact)

°F	Fahrenheit temperature	5/9 (after subtracting 32)	Celsius temperature	°C
----	------------------------	----------------------------	---------------------	----

PIN: 059492-000

This fine document...

Was brought to you by me:



[Liberated Manuals -- free army and government manuals](#)

Why do I do it? I am tired of sleazy CD-ROM sellers, who take publicly available information, slap “watermarks” and other junk on it, and sell it. Those masters of search engine manipulation make sure that their sites that sell free information, come up first in search engines. They did not create it... They did not even scan it... Why should they get your money? Why are not letting you give those free manuals to your friends?

I am setting this document FREE. This document was made by the US Government and is NOT protected by Copyright. Feel free to share, republish, sell and so on.

I am not asking you for donations, fees or handouts. If you can, please provide a link to liberatedmanuals.com, so that free manuals come up first in search engines:

<A HREF=<http://www.liberatedmanuals.com/>>Free Military and Government Manuals

- Sincerely
Igor Chudov
<http://igor.chudov.com/>
- [Chicago Machinery Movers](#)