
GENERATOR SET, DIESEL ENGINE-DRIVEN, WHEEL MOUNTED
750-KW, 3-PHASE, 4-WIRE, 2200/3800 AND 2400/4160 VOLTS
CUMMINS ENGINE COMPANY INC. MODEL KTA-2300G-2

DOD MODEL
MEP-012A

CLASS
UTILITY

HERTZ
50/60

NSN
6115-01-143-3850

References: TM 5-6115-622-12 and C9100-IL

REPORTING OF ERRORS

You can help improve this publication. If you find mistakes or if you know of a way to improve the procedures, please let us know. Your letter or DA Form 2028 (Recommended Changes to Publications and Blank Forms) should be mailed directly to: Commander, U.S. Army Troop Support Command, ATTN: AMSTR-MMTS, 4300 Goodfellow Blvd., St. Louis, MO 63120-1798. A reply will be furnished to you.

NOTES

This LO is for (C) Crew/Operator or Unit (0) and Direct Support (F) maintenance. Lube intervals (on-condition or hard time) and task hour times are based on normal hours of operation. Change the intervals if your lubricants are contaminated or if you are operating the equipment under adverse operating conditions. Lube more during constant use and less during periods of low activity. Adequate preservation precautions must be taken during Inactive periods.

WARNING

Dry cleaning solvent PD-680 used to clean parts is potentially dangerous to personnel and property. Avoid repeated and prolonged skin contact. Do not use near open flame or excessive heat. Flash point of solvent is 100° F - 138° F (38°C - 60°C).

Clean parts with dry cleaning solvent PD-680 and dry before lubricating.

Dotted arrowpoints indicate lubrication on both sides of equipment.

Before you start your lube service:

ALWAYS

- a. Clean parts before lubricating.
- b. Use the lubrication order as your guide.

NEVER

- a. Use wrong type/grade lubricant.
- b. Use too much lubricant.

DISTRIBUTION STATEMENT A - Approved for public release; distribution is unlimited.

* The time specified is the time required to perform all services at the particular interval (on-condition or hard time).

*TOTAL TASK-HR		*TOTAL TASK-HR	
INTERVAL	TASK-HR	INTERVAL	TASK-HR
300	0.3	3,000	4.0

LUBRICANT ● INTERVAL

INTERVAL ● LUBRICANT

idler pulley (O)
idler arm
pivot support (O)
(See note 3)

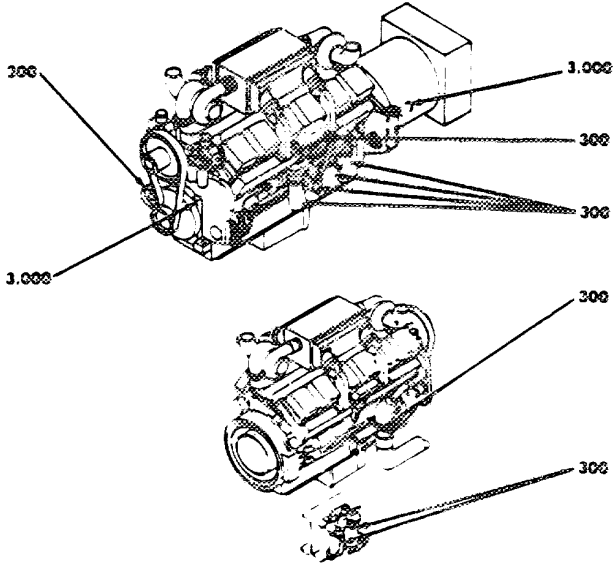
300

300

300

300

Front engine mount
(See note 3)
(C)



Generator GI
main bearing
(See note 2) (F)

Crank case
oil fill cap
(See note 1) (C)

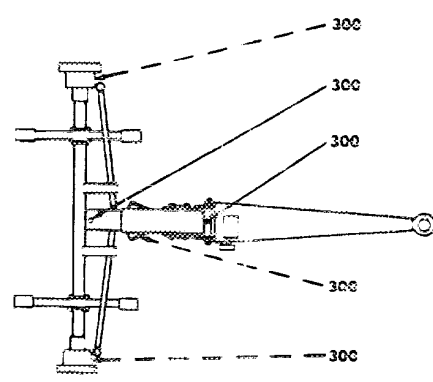
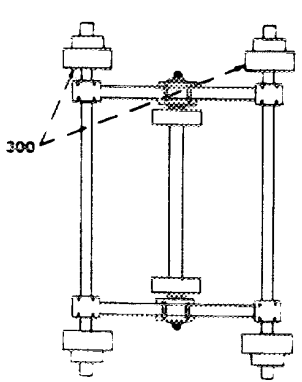
Engine oil filters,
spin-on type
(See note 4) (C)

Crank case liquid
level case (check
level - level must
be between stop
and operating
marks when
engine is running)
(C)

Engine oil
by pass filters,
spin-on type
(See note 4) (C)

Hub (GF)
(See note 5) (O)

300



Hub (GF)
(See note 5) (O)

Axle hitch (GF)
(See note 5) (O)

Drawbar
linkage (GF)
(See note 5) (O)

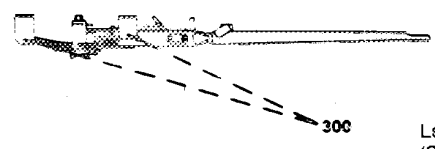
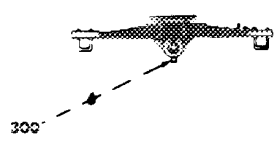
Drag link
assembly (GF)
(See note 5) (O)

King pin (GF)
(See note 5) (O)

DOTTED LINE INDICATES LUBRICATION POINT ON BOTH SIDES.

Rear spring (GF)
(See note 5) (O)

300



Leaf spring (GF)
(See note 5) (O)

Table 1. Lubricant Table

Temperature Range	Lubricant Mil. Symbol (NATO Code) Specification	Capacity	Interval	Man-hours
20° to 125°F (-6.6° to 51°C)	OE/HDO 15/40 (0-1236) MIL-L-2104	36 gallons (136 liters)	300 hr	0.5
0° to 20°F (-18° to -6.6°C)	OE/HDO-10 (0-237) MIL-2104	36 gallons (136 liters)	300 hr	0.5
-25° to 0°F (-32° to -18°C)	OEA (0-183) MIL-L-46167	36 gallons (136 liters)	300 hr	0.5
All	Grease MIL-G-18709 (Shell Alvania #2	2.4 ounces (0.57L)	Every 6 months	0.5
All	Grease MIL-G-10924	As required	Every 6 months	0.5

1. Check crankcase sight indicator on right hand side of pan. Add oil as required.
2. Generator set must be shut down to grease generator G2 main bearing.
3. Clean fittings before lubricating. Lubricate with grease gun.
4. Change lubricating oil when replacing filters. Prime lube system. Refer to TM 5-6115-622-12 Chapter 3, for procedure. Oil gasket of new filter before installing. Observe filter for 15 minutes after installation to verify good seal. Remove filter and oil gasket again if leaks are observed.
5. GF = Grease fitting.
6. For arctic operation refer to TM 9-207.

A copy of this lubrication order will remain with the equipment at all times; instructions herein are mandatory.

LO 5-6115-622-12
LOP8-635-12

By Order of the Secretaries of the Army, and Navy:


Official: 
MILTON H. HAMILTON
*Administrative Assistant to the
Secretary of the Army*
01477

GORDON R. SULLIVAN
*General, United States Army
Chief of Staff*

DAVID E. BOTTORFF
*Rear Admiral, CEC, LIS Navy
Commander
Navy Facilities Engineering Command*

DISTRIBUTION:
To be distributed in accordance with DA Form 12-25E, (qty rqr block no. 4189).

RECOMMENDED CHANGES TO EQUIPMENT TECHNICAL PUBLICATIONS

<h2 style="margin: 0;">SOMETHING WRONG WITH PUBLICATION</h2>			
			
<p><i>THEN...JOT DOWN THE DOPE ABOUT IT ON THIS FORM. CAREFULLY TEAR IT OUT, FOLD IT AND DROP IT IN THE MAIL.</i></p>			
FROM: (PRINT YOUR UNIT'S COMPLETE ADDRESS)			DATE SENT
PUBLICATION NUMBER		PUBLICATION DATE	PUBLICATION TITLE
<p>BE EXACT PIN-POINT WHERE IT IS</p>			
PAGE NO.	PARA-GRAPH	FIGURE NO.	TABLE NO.
<p>IN THIS SPACE, TELL WHAT IS WRONG AND WHAT SHOULD BE DONE ABOUT IT.</p>			
PRINTED NAME, GRADE OR TITLE AND TELEPHONE NUMBER			SIGN HERE

PIN : 061772 - 000

This fine document...

Was brought to you by me:



[Liberated Manuals -- free army and government manuals](#)

Why do I do it? I am tired of sleazy CD-ROM sellers, who take publicly available information, slap “watermarks” and other junk on it, and sell it. Those masters of search engine manipulation make sure that their sites that sell free information, come up first in search engines. They did not create it... They did not even scan it... Why should they get your money? Why are not letting you give those free manuals to your friends?

I am setting this document FREE. This document was made by the US Government and is NOT protected by Copyright. Feel free to share, republish, sell and so on.

I am not asking you for donations, fees or handouts. If you can, please provide a link to liberatedmanuals.com, so that free manuals come up first in search engines:

<A HREF=<http://www.liberatedmanuals.com/>>Free Military and Government Manuals

- Sincerely
Igor Chudov
<http://igor.chudov.com/>
- [Chicago Machinery Movers](#)